

RESEARCH REPORT

State of Safety in the Nation

March 4th, 2019

safewise 

Table of Contents

Objectives	6
Methodology	7
Demographics	8
Executive Summary	16
Detailed Findings: Nationwide Results	34
Violent Crime	65
Property Crime	77
Digital Security	90
Health and Wellness	104
Environmental Safety	116
Workplace Safety	128

Table of Contents

State-by-State Reports

Alabama	140
Alaska	149
Arizona	158
Arkansas	167
California	176
Colorado	185
Connecticut	194
Delaware	203
Florida	212
Georgia	221
Hawaii	230
Idaho	239
Illinois	248
Indiana	257
Iowa	266
Kansas	275

Table of Contents

State-by-State Reports

Kentucky	284
Louisiana	293
Maine	302
Maryland	311
Massachusetts	320
Michigan	329
Minnesota	338
Mississippi	347
Missouri	356
Montana	365
Nebraska	374
Nevada	383
New Hampshire	392
New Jersey	401
New Mexico	410
New York	419

Table of Contents

State-by-State Reports

North Carolina	428
North Dakota	437
Ohio	446
Oklahoma	455
Oregon	464
Pennsylvania	473
Rhode Island	482
South Carolina	491
South Dakota	500
Tennessee	509
Texas	518
Utah	527
Vermont	536
Virginia	545
Washington	554
West Virginia	563
Wisconsin	572
Wyoming	581

Objectives

To have a deeper understanding of **key safety and security concerns** across the United States, SafeWise engaged Lux Insights to conduct market research. Here are the **specific objectives** of this study:

Understand and quantify

attitudes, perceptions, and concerns about key safety issues among the general population.

Build awareness

and thought leadership with original research and information that can aid in the development of annual trend reports.

Develop insights

into how attitudes, perceptions, and concerns differ among the population based on geography and demographics.

Methodology

Timeframe

A 10-minute online survey was fielded in late August 2018.

Audience

We surveyed 5,000 respondents across the US:

- In each state, we spoke to 100 respondents.
- Responses have been weighted based on population.

Margin of Error

Based on the number of completes, we have a MOE of: $\pm 1.4\%$, 19 times out of 20.*

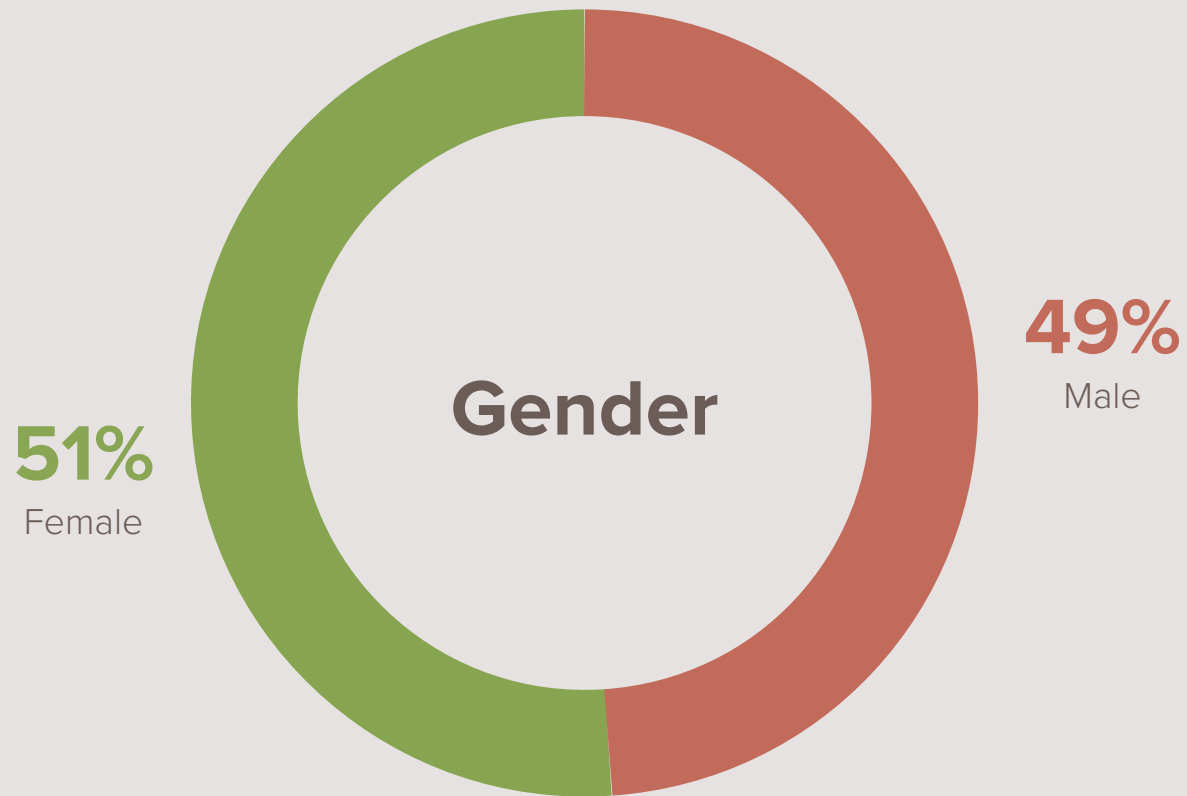
Who We Spoke With

To qualify for this study, respondents had to meet the following criteria:

- Be 18+ years of age
- Reside in the US
- Not work for a market research department/firm, advertising agency, public relations agency or news/media company

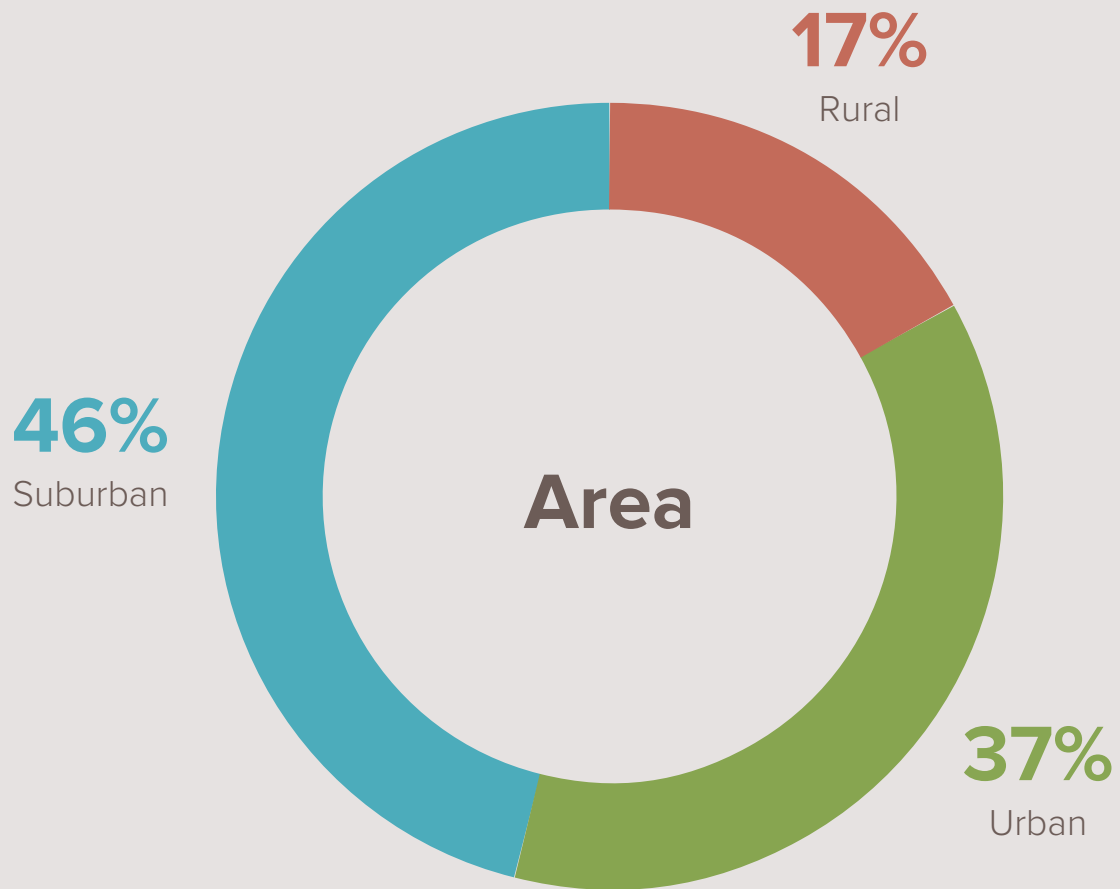
*Please note, margin of error increases when the base size decreases.

Demographics



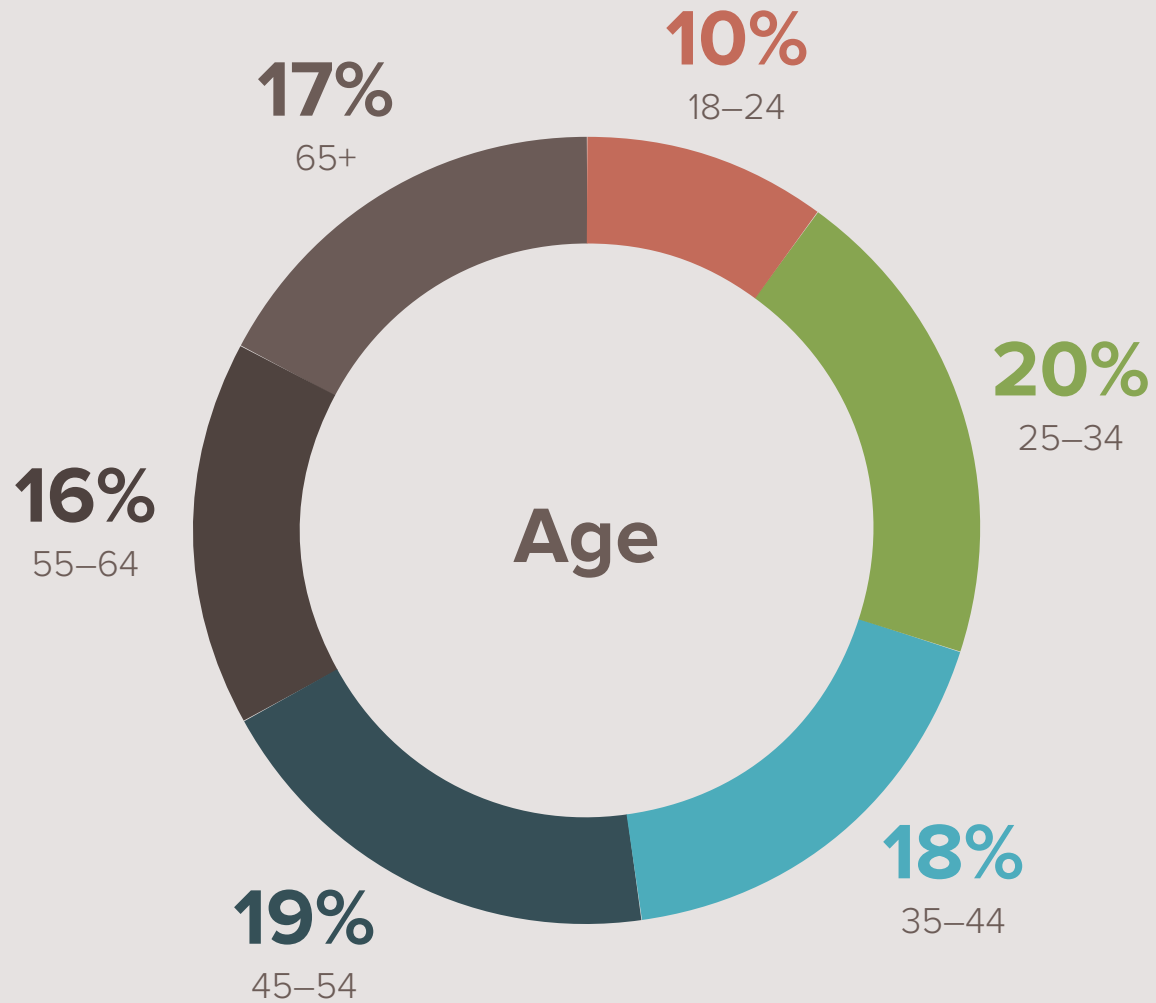
Relevant question(s): A4. Which gender do you identify as? / A3HV. Age groups / Z3. What is the highest level of education you have completed? / Z4. Which of the following best represents your current employment status? A2HV. US Regions / A2B. Which area best describes where you live? / Z2. Which of the following best represents your household? / Z5. Which of the following best represents your total annual household income before taxes? Among all respondents, 5,000n.

Demographics



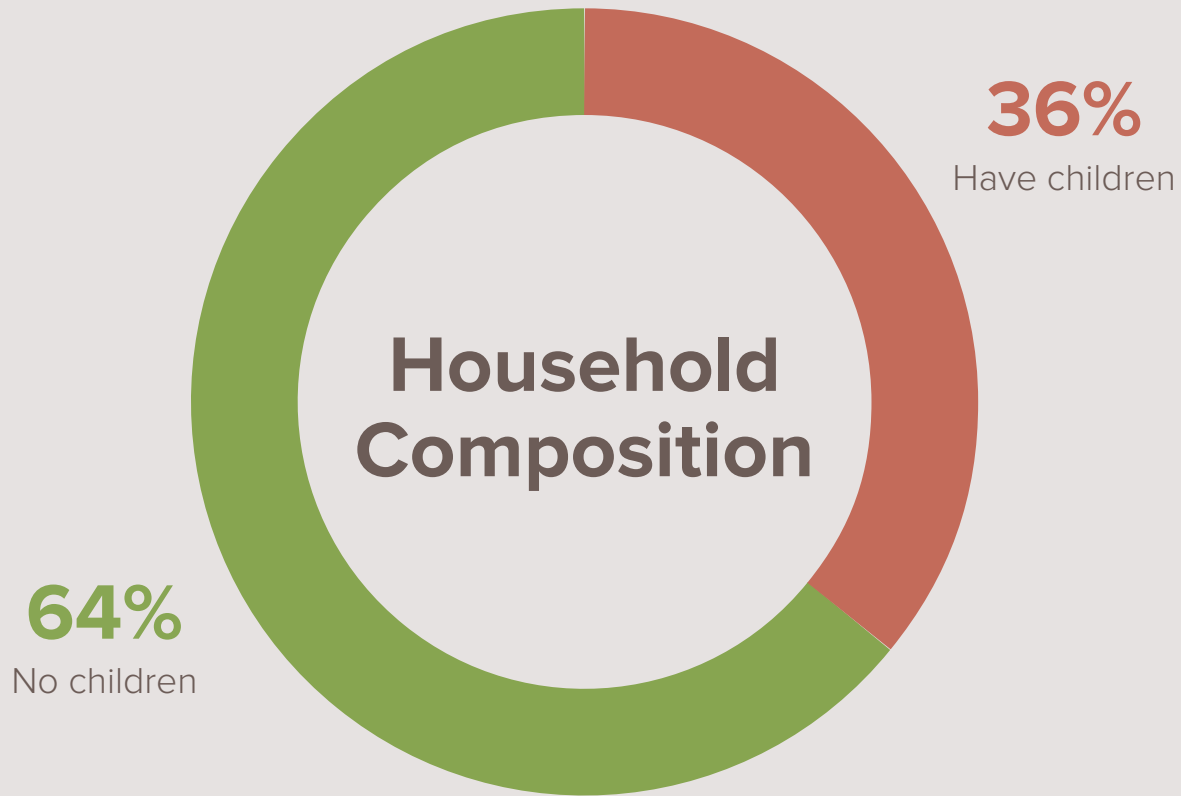
Relevant question(s): A4. Which gender do you identify as? / A3HV. Age groups / Z3. What is the highest level of education you have completed? / Z4. Which of the following best represents your current employment status? A2HV. US Regions / A2B. Which area best describes where you live? / Z2. Which of the following best represents your household? / Z5. Which of the following best represents your total annual household income before taxes? Among all respondents, 5,000n.

Demographics



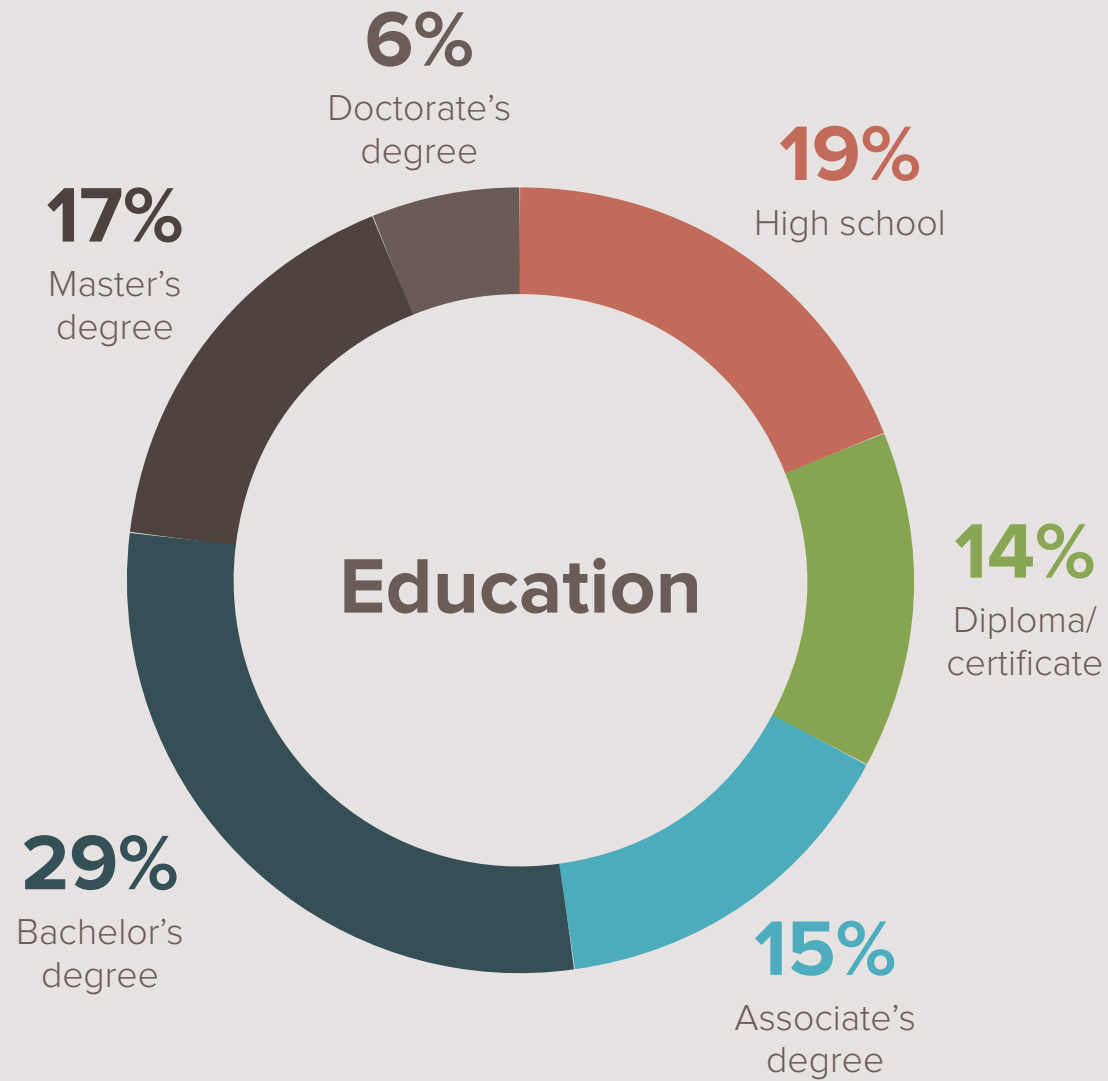
Relevant question(s): A4. Which gender do you identify as? / A3HV. Age groups / Z3. What is the highest level of education you have completed? / Z4. Which of the following best represents your current employment status? A2HV. US Regions / A2B. Which area best describes where you live? / Z2. Which of the following best represents your household? / Z5. Which of the following best represents your total annual household income before taxes? Among all respondents, 5,000n.

Demographics



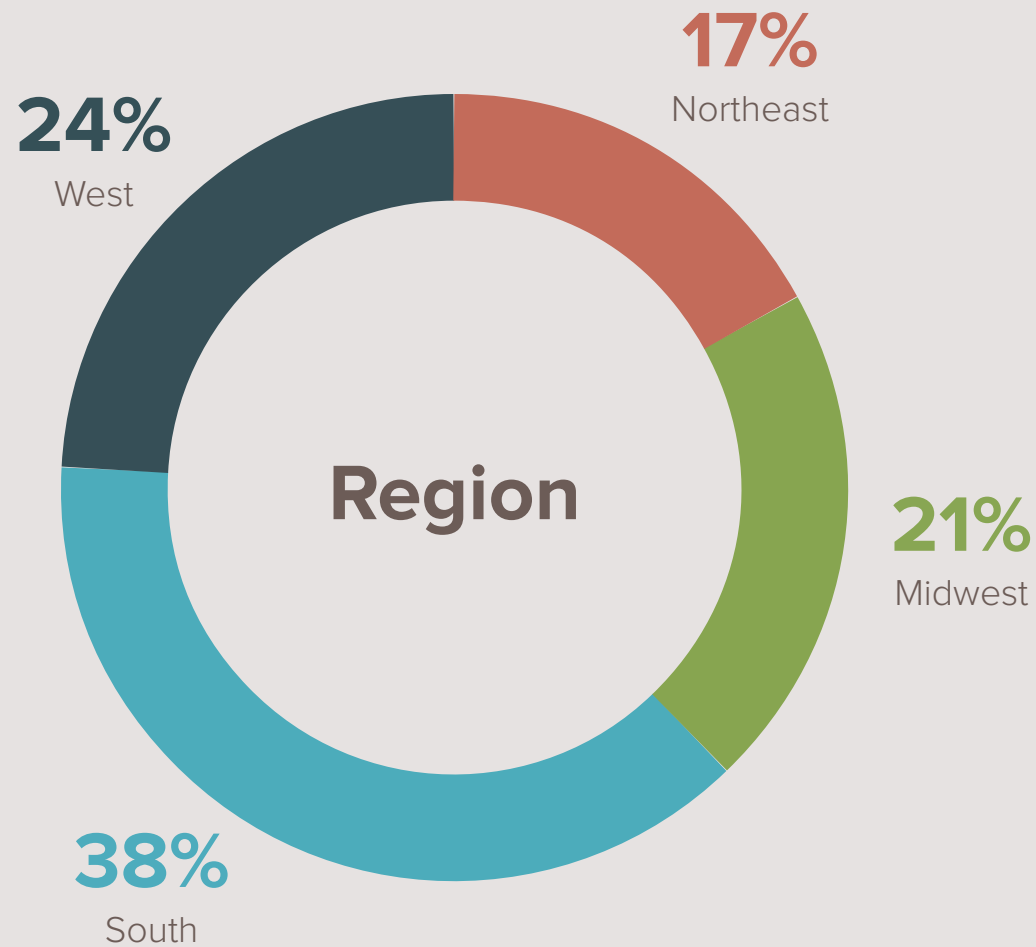
Relevant question(s): A4. Which gender do you identify as? / A3HV. Age groups / Z3. What is the highest level of education you have completed? / Z4. Which of the following best represents your current employment status? A2HV. US Regions / A2B. Which area best describes where you live? / Z2. Which of the following best represents your household? / Z5. Which of the following best represents your total annual household income before taxes? Among all respondents, 5,000n.

Demographics



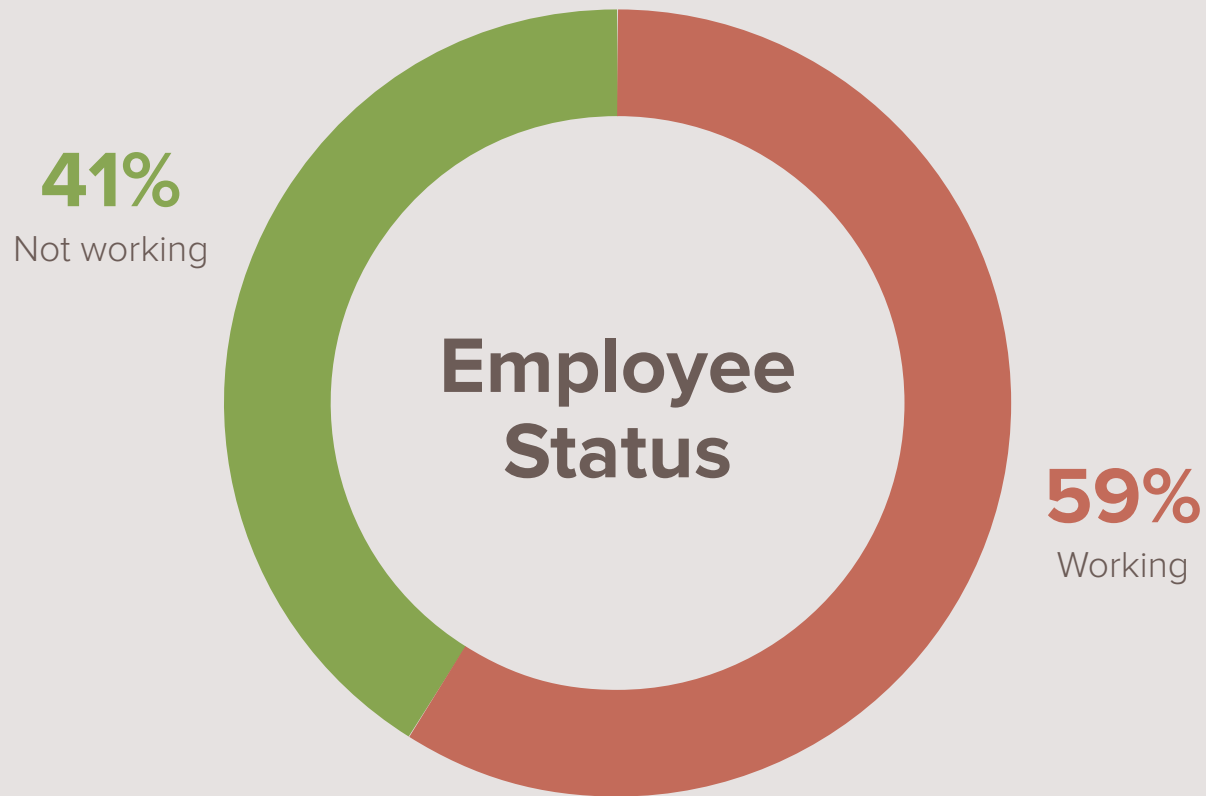
Relevant question(s): A4. Which gender do you identify as? / A3HV. Age groups / Z3. What is the highest level of education you have completed? / Z4. Which of the following best represents your current employment status? A2HV. US Regions / A2B. Which area best describes where you live? / Z2. Which of the following best represents your household? / Z5. Which of the following best represents your total annual household income before taxes? Among all respondents, 5,000n.

Demographics



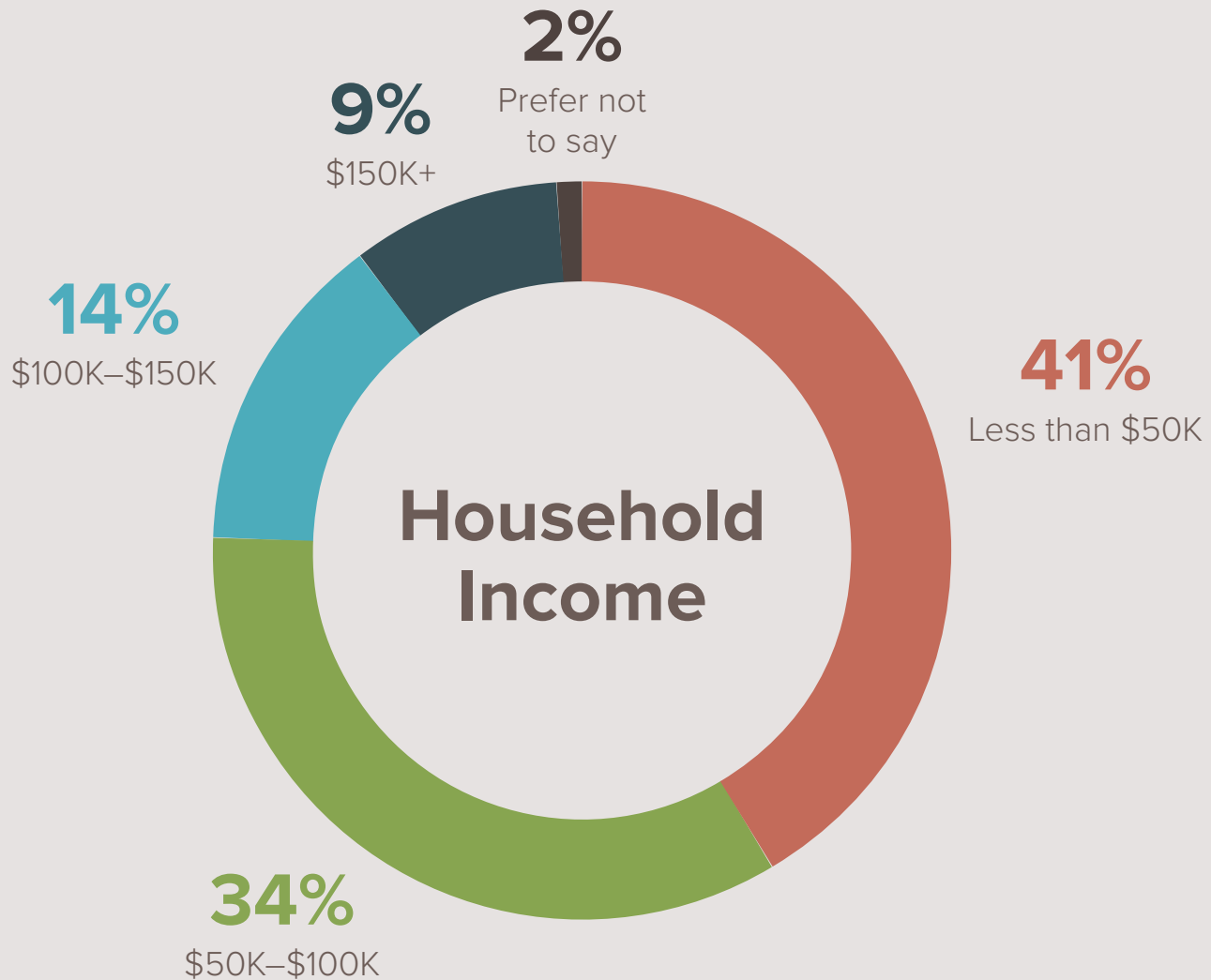
Relevant question(s): A4. Which gender do you identify as? / A3HV. Age groups / Z3. What is the highest level of education you have completed? / Z4. Which of the following best represents your current employment status? A2HV. US Regions / A2B. Which area best describes where you live? / Z2. Which of the following best represents your household? / Z5. Which of the following best represents your total annual household income before taxes? Among all respondents, 5,000n.

Demographics



Relevant question(s): A4. Which gender do you identify as? / A3HV. Age groups / Z3. What is the highest level of education you have completed? / Z4. Which of the following best represents your current employment status? A2HV. US Regions / A2B. Which area best describes where you live? / Z2. Which of the following best represents your household? / Z5. Which of the following best represents your total annual household income before taxes? Among all respondents, 5,000n.

Demographics



Relevant question(s): A4. Which gender do you identify as? / A3HV. Age groups / Z3. What is the highest level of education you have completed? / Z4. Which of the following best represents your current employment status? A2HV. US Regions / A2B. Which area best describes where you live? / Z2. Which of the following best represents your household? / Z5. Which of the following best represents your total annual household income before taxes? Among all respondents, 5,000n.

Executive Summary



Every day **58% of all Americans** spend time worrying about their safety and security.

Executive Summary

SafeWise commissioned this study to find out what people are worrying about and the level of concern that Americans have for different safety issues. We surveyed 5,000 individuals from all 50 states about six key safety areas:

- Violent crime
- Property crime
- Digital security
- Health and wellness
- Environmental safety
- Workplace safety

The research reveals how attitudes, perceptions, and concerns differ among the general population based on demographics and geography.

Females, younger adults, those living in urban areas, previous victims of a safety or security issue, and households with kids tend to be significantly more concerned about various safety issues.

Levels of Concern across the Nation

Safety concerns **vary by state**, but regional differences are minimal.

Concern about various safety and security issues is comparable among the West, Midwest, South, and Northeast regions of the US.

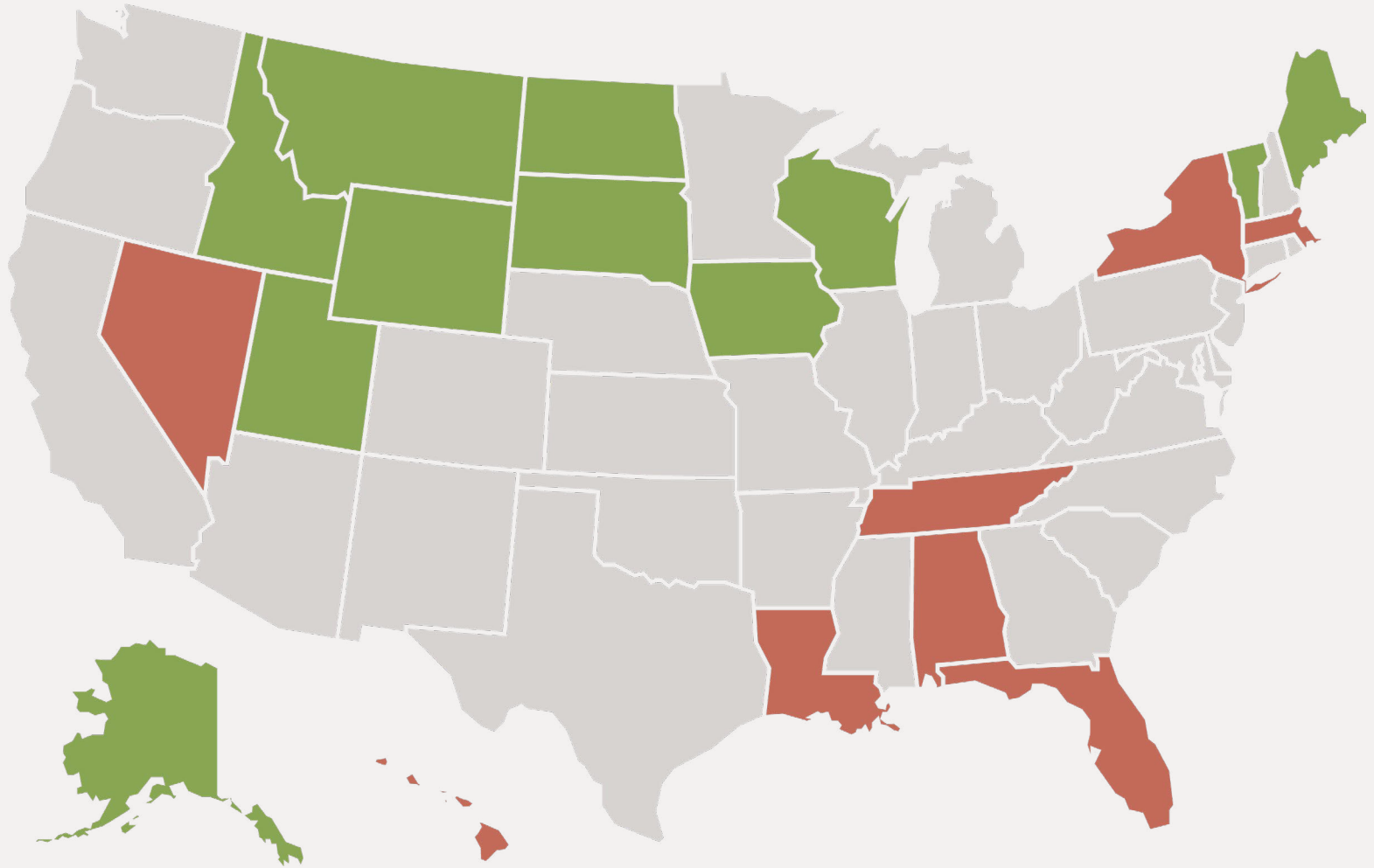
Residents in the following states tend to be more anxious and their stated level of concern is higher than others: Alabama, Hawaii, Louisiana, Massachusetts, Nevada, New Jersey, New York, and Tennessee.

Northern states and states with lower populations are most likely to express less concern about various safety issues. They include Alaska, Iowa, Maine, Montana, North Dakota, Utah, Vermont, and Wyoming.

- Residents in these states also reported a lower rate of personal exposure to violent crime—each had 8% or fewer respondents that had experienced a violent crime in the past year.

Executive Summary

States That Are **Most and Least Concerned** about Safety



● Most concerned ● Least concerned

What People Are **Most Concerned About**

These are the **top safety and security issues** that Americans are concerned about:



Property Crime



Violent Crime



Digital Security

Violent crime was ranked as the top concern when people were asked to rank the six key safety issues in order from most concerning to least concerning.

That said, concern doesn't line up with experience. Fewer Americans (22% on average) have had a personal experience with a violent crime than with other safety concerns.

Digital security is the most experienced safety issue, with an average of 24% of Americans having a digital security breach or scare in the past year.

Violent Crime Findings



Being **robbed on the street**, being **assaulted** by a stranger causing bodily harm, and getting **murdered** were selected as the top violent crime concerns when respondents were presented with a list of concerns to choose from.

In open-ended questions, Americans referenced issues like people dying everyday and reported assaults as reasons why violent crime is most concerning to them in their home and community.

Demographically, females and households with children are significantly more likely to rank violent crime as most concerning, and those aged 55 and older are significantly less likely.



10%

reported a violent crime issue



24%

experienced a digital security issue

Violent Crime Findings



Across states, **Alabama residents** are most likely to rank violent crime as most concerning.

- A few Alabama cities fall within the top 15 dangerous cities in the United States. Taken from a recent SafeWise report, Anniston, Alabama, experiences more crime per capita than anywhere else in the country.¹
- Experience with violent crime in Alabama isn't congruent with levels of concern. Violent crime was the second-least experienced safety issue—10% of Alabama participants reported a personal experience with violent crime in the past year, compared to 24% that experienced a digital security issue.

States that report higher levels of personal experience (either themselves or a household member) with violent crime include: Arizona, Florida, Illinois, Indiana, Kansas, New York, and Tennessee.

Sources:

1. SafeWise, "50 Most Dangerous Cities in America"

Property Crime Findings



Property crime is a close second to violent crime in terms of the most concerning issue. More people are worried about having a break-in than having valuables stolen.

- Someone breaking into their home (whether they are home or not) is the biggest concern.
- Many already have automobile and homeowners insurance which may explain, in part, the lower concern for theft.
- Across states, Alaska and Nevada are more likely to rank property crime as most concerning compared to other states.

Property Crime Findings



States that report higher levels of personal experience (either themselves or a household member) with property crime include: Alaska, Florida, Kansas, Louisiana, Mississippi, Nevada, New Mexico, North Carolina, Oklahoma, Oregon, Texas, and Washington.

New Mexico reported the highest number of personal experiences with property crime over the past year—25%. Alaska was second with 22%.



25%

of people in **New Mexico**
experienced property
crime in the past year



22%

of people in **Alaska**
experienced property
crime in the past year

Digital Security Findings



Although digital security is one of the top concerns for Americans, many feel they are already well protected.

Nearly **8 in 10 Americans** believe they are personally protected when it comes to the security and privacy of their personal data.

Of those who have had a personal experience (either themselves or a household member) with a digital security issue, nearly half have been hacked through their email or through phishing.

Digital Security Findings



The **top digital security concerns** are related to someone having access to sensitive information, being a target for identity theft, or being hacked by a stranger.



Colorado, Montana, New Jersey, Pennsylvania and Wisconsin are more likely to rank digital security as most concerning compared with other states.

Demographically, males and those aged 55 and older are significantly more likely to rank digital security as most concerning.

Health and Wellness Findings



Health and wellness concerns in the home and community are **still top of mind** for Americans, but they're not as important when compared to life-threatening issues.

Falls that result in bodily injury or death and carbon monoxide poisoning are the top concerns when respondents were presented with a list of concerns to choose from.

Open-ended questions brought up more health-related concerns, including risk for diseases.

Health and Wellness Findings



Respondents **aged 18–34** are **significantly more likely** to rank health and wellness as most concerning.



Arkansas, Georgia, and Rhode Island rank health and wellness most concerning more than any other state.



States higher for personally experiencing or having a household member who has experienced health and wellness issues include: California, New York, Oregon, and Tennessee.

Environmental Safety Findings



One-third of Americans have personally experienced an environmental safety issue before, likely driving high concern.

The most concerning issues related to the environment are poor air quality/air pollution and the quality of surface and groundwater.

Demographically, those aged 55 and older are significantly more likely to rank environmental issues as most concerning.

Environmental Safety Findings



Across states, **Florida, Oklahoma, and Wyoming** are more likely to rank environmental issues as most concerning compared with other states.



States higher for personally experiencing or having a household member who has experienced environmental issues include: Alabama, Florida, Louisiana, Mississippi, Montana, North Dakota, Oklahoma, and South Dakota.

Workplace Safety Findings



Workplace safety issues are of **lowest concern** to Americans, but in this category, **job security** is the highest concern.

For stated concerns, lack of compensation or reward, work overload, and losing their job rise to the top.



North Dakota and Texas are more likely to rank workplace safety most concerning compared with other states.

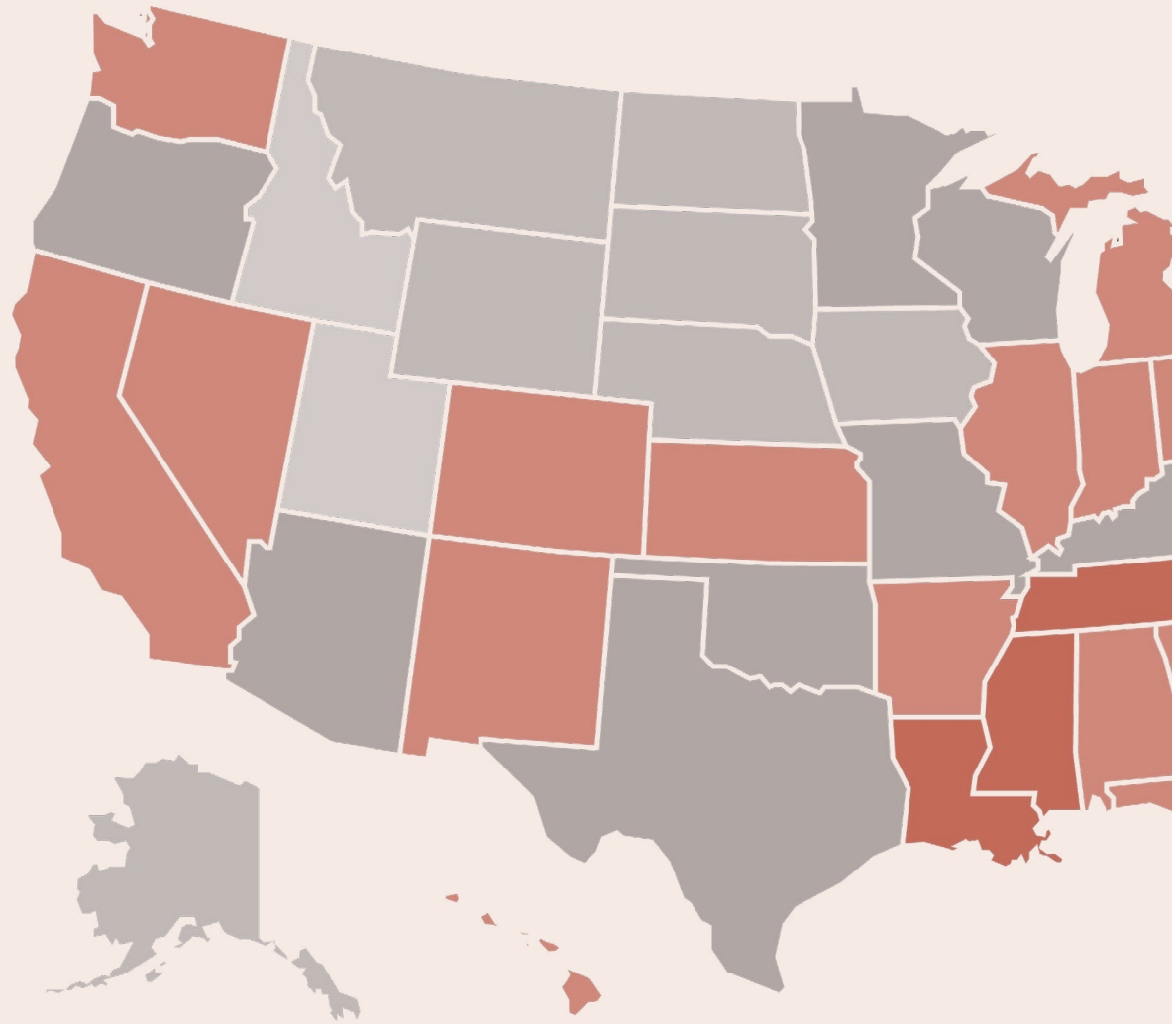
States higher for personally experiencing or having a household member who has experienced workplace safety issues include: Arizona, Colorado, Michigan, Mississippi, and Oregon.

In Conclusion

The study reveals **gaps between perception and reality** when it comes to key safety and security concerns across the US. SafeWise uses this data to better understand and quantify attitudes, perceptions, and concerns about safety and security among the general population.

Another consistent finding is that **the higher the emotional impact or trauma an issue poses to overall well-being, the higher the concern**. Despite some issues having lower risk of occurring in certain states, some Americans still express worry of it happening to them.

Detailed Findings: Nationwide



Level of Safety and Security Concern on a Daily Basis

Showing percentage of people who express higher and lower levels of general concern for safety and security.

58%

High concern

17%

Concern

25%

Low concern

Concern is significantly higher among these groups:

- Respondents from urban areas
- Previous victims of any safety or security issue
- Respondents who are employed
- Respondents who are African American

Highest concern is determined by the percentage of respondents that rated their level of concern '5' or higher. Lowest concern is determined by the percentage of respondents that rated their level of concern '3' or lower.

Relevant question(s): B2. For the remainder of the study, we want to focus our discussion on safety and security concerns that you may personally face or your community is facing today. Using a scale from 1 to 7 where '1' is not at all concerned and '7' is very concerned, overall, how concerned are you about your safety and/or security on a day to day basis? Among all respondents, 5,000n

Level of Safety and Security Concern on a Daily Basis by Subgroups

Showing high concern, %



55%
Male

60%
Female



64%
18–34

60%
35–54

49%
55+



57%
Northeast

54%
Midwest

62%
South

55%
West



68%
With kids

52%
Without kids

Relevant question(s): B2. For the remainder of the study, we want to focus our discussion on safety and security concerns that you may personally face or your community is facing today. Using a scale from 1 to 7 where '1' is not at all concerned and '7' is very concerned, overall, how concerned are you about your safety and/or security on a day to day basis? Among all respondents, 5,000n.

Overall Safety and Security Concerns

Open-ended questions brought up a variety of safety and security issues, but **concerns about safety in the home** (related to physical harm, property theft, and digital theft) came up more often than other worries.

Break-ins, including robbery and burglary, were the most common concern. Worry about having valuables stolen from a car or home, along with fear that personal information is at risk (e.g., identity theft, breach of financial information), came up most frequently.

Physical violence was another common concern in the home or community (e.g., physical assault, sexual assault, getting shot). Outside the home, issues related to national and public security were mentioned, including fears of terrorism, general violence in public settings, and drug or gang-related crimes.

Nationwide Results

What safety or security concerns **keep you up at night?**

“

I don't let them keep me up at night, but **I am [concerned] about the safety of my family** to crime in general, especially drug related crime.

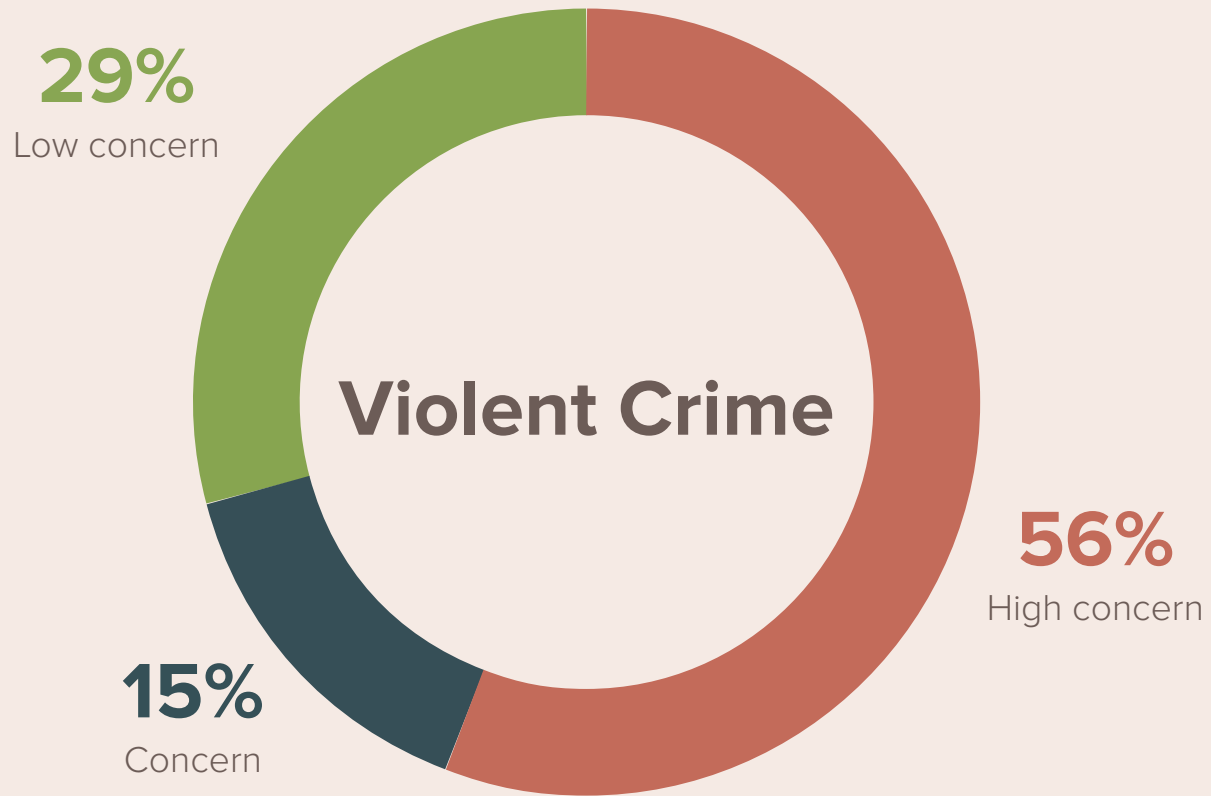
“

Burglars, people with guns barging in, being in public with my kids and someone tries to attack or take them.

Level of Concern for Each **Safety and Security Issue**

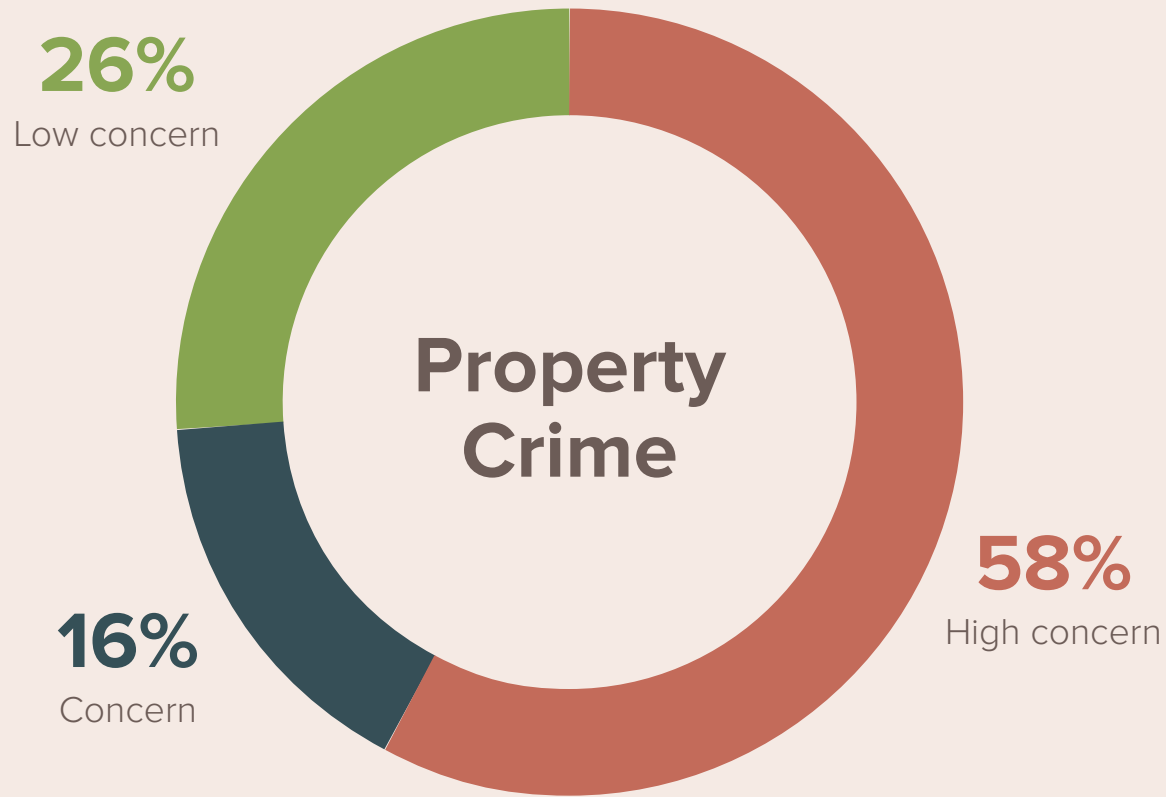


Nationwide Results



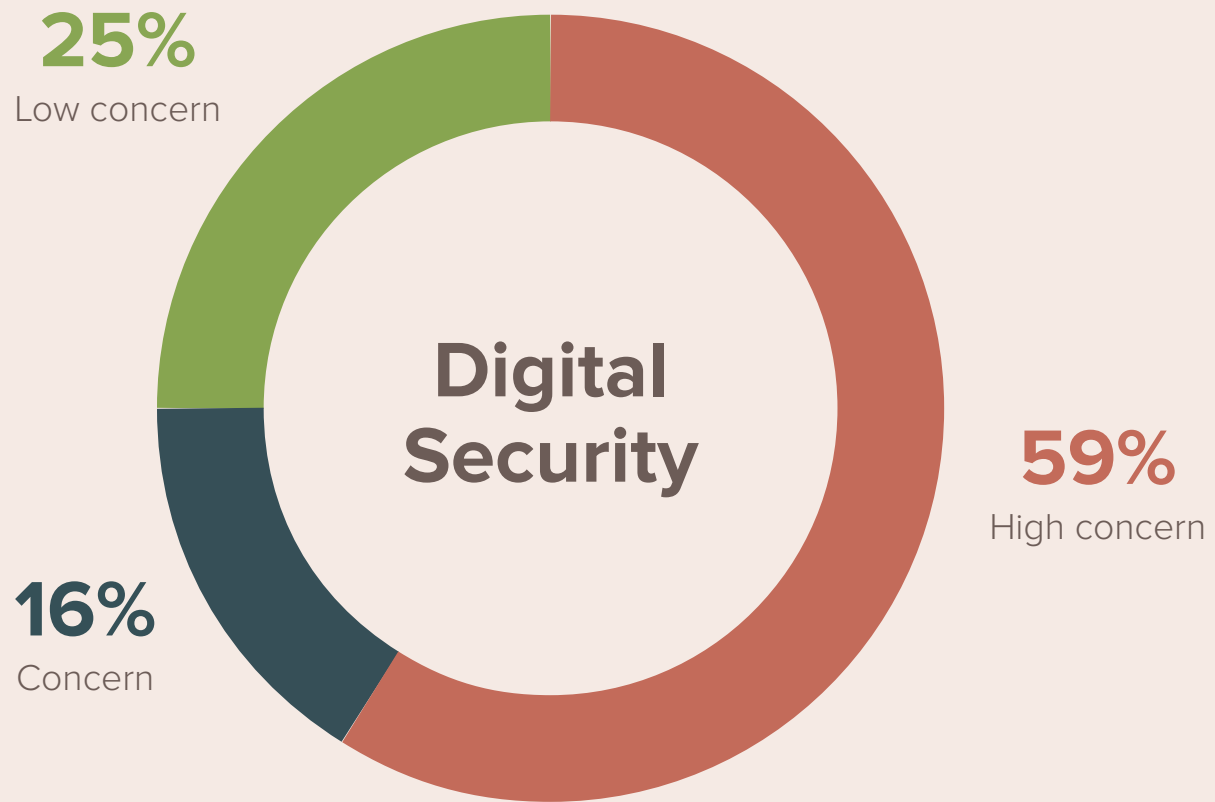
Relevant question(s): B4. Using a scale from 1 to 7 where '1' is not at all concerned and '7' is very concerned, how concerned are you about each of the following issues happening to you? Among all respondents, 5,000n.

Nationwide Results



Relevant question(s): B4. Using a scale from 1 to 7 where '1' is not at all concerned and '7' is very concerned, how concerned are you about each of the following issues happening to you? Among all respondents, 5,000n.

Nationwide Results



Relevant question(s): B4. Using a scale from 1 to 7 where '1' is not at all concerned and '7' is very concerned, how concerned are you about each of the following issues happening to you? Among all respondents, 5,000n.

Nationwide Results

42%
Low concern

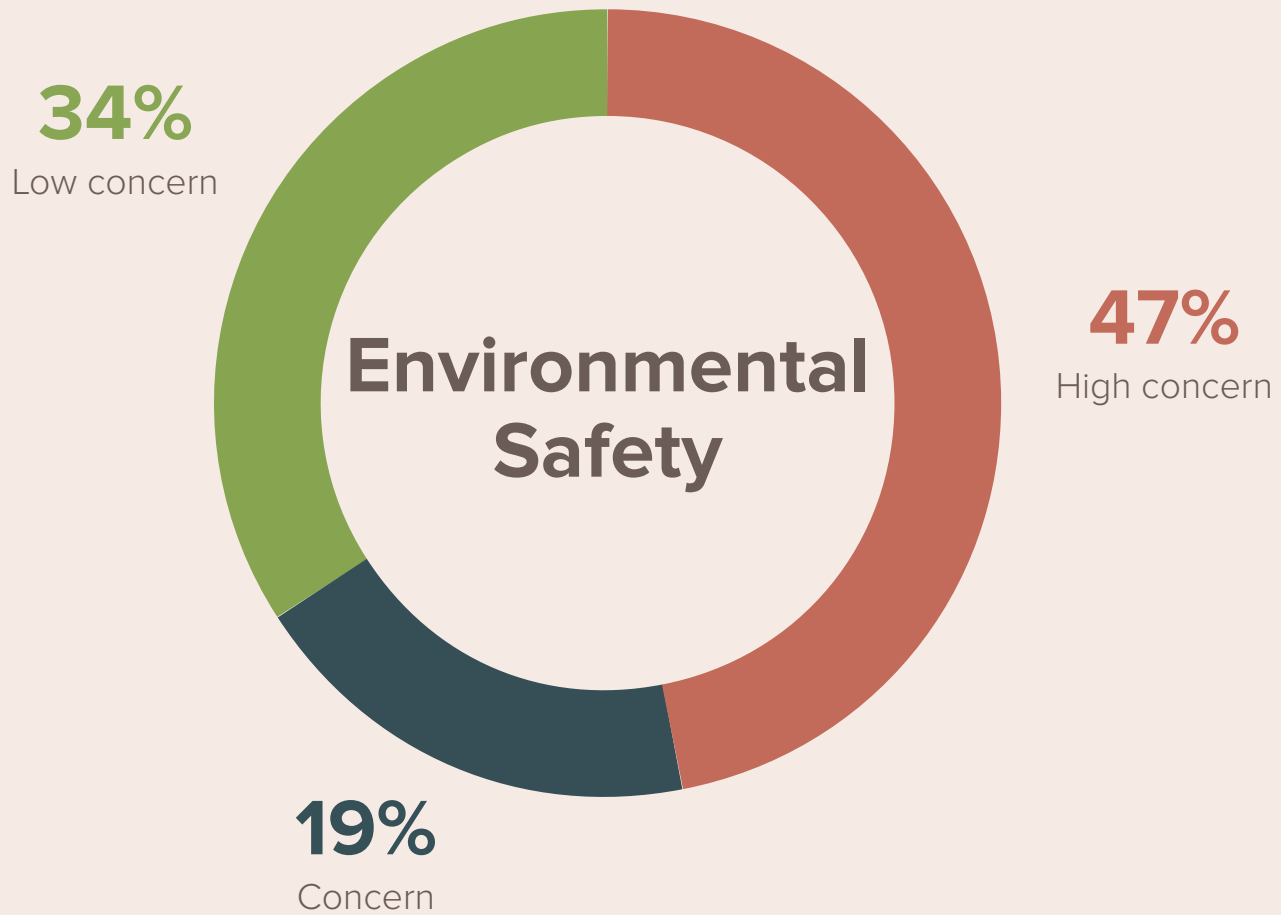


40%
High concern

18%
Concern

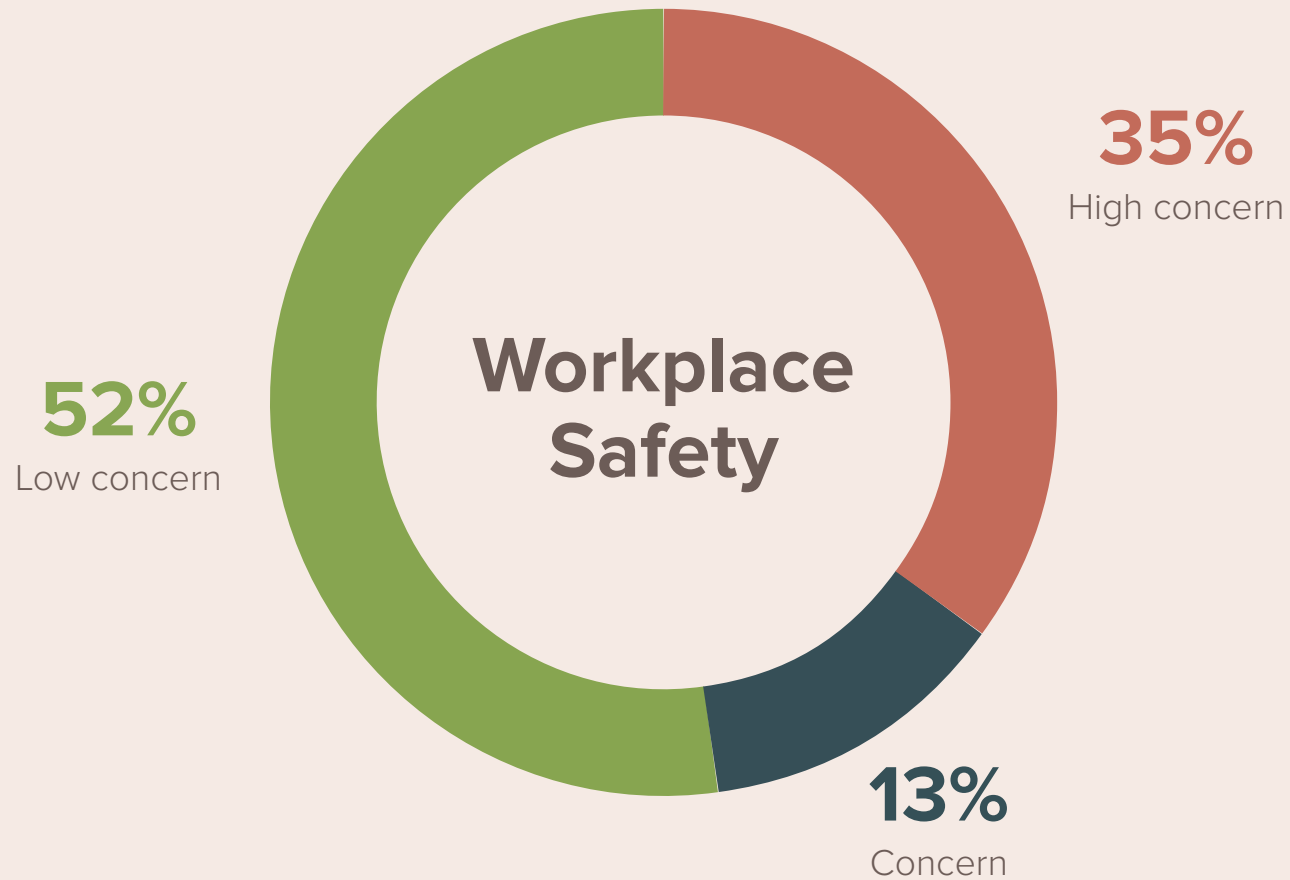
Relevant question(s): B4. Using a scale from 1 to 7 where '1' is not at all concerned and '7' is very concerned, how concerned are you about each of the following issues happening to you? Among all respondents, 5,000n.

Nationwide Results



Relevant question(s): B4. Using a scale from 1 to 7 where '1' is not at all concerned and '7' is very concerned, how concerned are you about each of the following issues happening to you? Among all respondents, 5,000n.

Nationwide Results



Relevant question(s): B4. Using a scale from 1 to 7 where '1' is not at all concerned and '7' is very concerned, how concerned are you about each of the following issues happening to you? Among all respondents, 5,000n.

Level of Concern for Each **Safety and Security Issue by Subgroups**

Level of Concern: Gender

Showing high concern, %

	Male	Female
Violent Crime	53%	59%
Property Crime	56%	62%
Digital Security	60%	59%
Health and Wellness	38%	42%
Environmental Safety	44%	48%
Workplace Safety	32%	35%

Relevant question(s): B4. Using a scale from 1 to 7 where '1' is not at all concerned and '7' is very concerned, how concerned are you about each of the following issues happening to you? Among all respondents, 5,000n.

Level of Concern: Age

Showing high concern, %

	18–34	35–54	55+
Violent Crime	63%	59%	45%
Property Crime	66%	59%	51%
Digital Security	57%	63%	58%
Health and Wellness	50%	41%	28%
Environmental Safety	53%	48%	38%
Workplace Safety	46%	38%	17%

Relevant question(s): B4. Using a scale from 1 to 7 where '1' is not at all concerned and '7' is very concerned, how concerned are you about each of the following issues happening to you? Among all respondents, 5,000n.

Level of Concern: Region

Showing high concern, %

	Northeast	Midwest	South	West
Violent Crime	55%	54%	57%	56%
Property Crime	56%	56%	60%	62%
Digital Security	64%	55%	60%	59%
Health and Wellness	40%	34%	42%	40%
Environmental Safety	49%	42%	50%	43%
Workplace Safety	36%	30%	33%	37%

Relevant question(s): B4. Using a scale from 1 to 7 where '1' is not at all concerned and '7' is very concerned, how concerned are you about each of the following issues happening to you? Among all respondents, 5,000n.

Level of Concern: Household Composition

Showing high concern, %

	With Kids	Without Kids
Violent Crime	65%	51%
Property Crime	68%	54%
Digital Security	66%	56%
Health and Wellness	50%	34%
Environmental Safety	54%	42%
Workplace Safety	44%	28%

Relevant question(s): B4. Using a scale from 1 to 7 where '1' is not at all concerned and '7' is very concerned, how concerned are you about each of the following issues happening to you? Among all respondents, 5,000n.

Level of Concern: Previous Victim of Any Safety Issue

Showing high concern, %

Violent Crime	60%
Property Crime	64%
Digital Security	63%
Health and Wellness	44%
Environmental Safety	50%
Workplace Safety	38%

Relevant question(s): B4. Using a scale from 1 to 7 where '1' is not at all concerned and '7' is very concerned, how concerned are you about each of the following issues happening to you? Among all respondents, 5,000n.

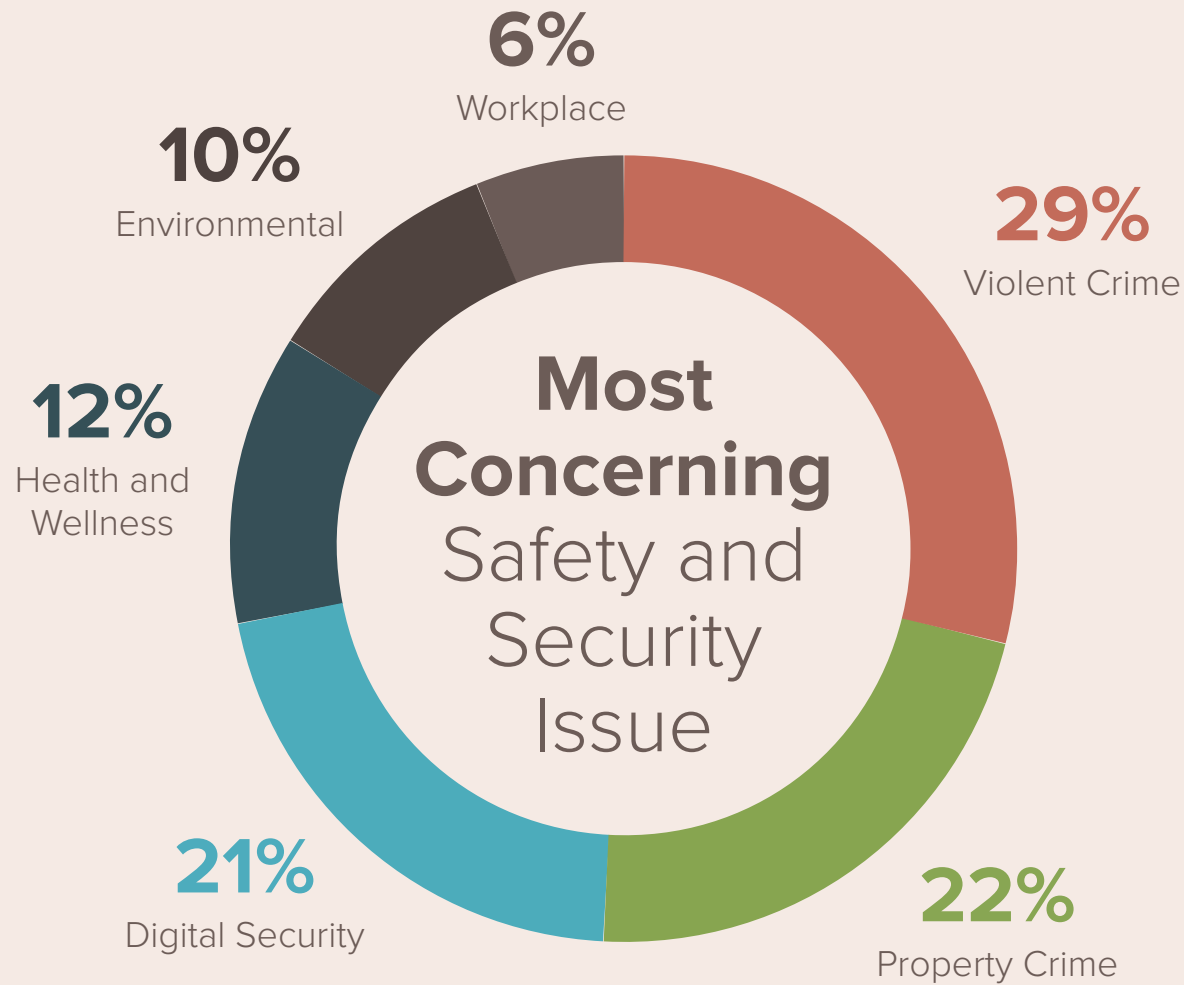
Level of Concern: Area

Showing high concern, %

	Urban	Suburban	Rural
Violent Crime	66%	52%	45%
Property Crime	67%	54%	55%
Digital Security	66%	56%	54%
Health and Wellness	50%	33%	36%
Environmental Safety	53%	42%	43%
Workplace Safety	43%	28%	30%

Relevant question(s): B4. Using a scale from 1 to 7 where '1' is not at all concerned and '7' is very concerned, how concerned are you about each of the following issues happening to you? Among all respondents, 5,000n.

Nationwide Results



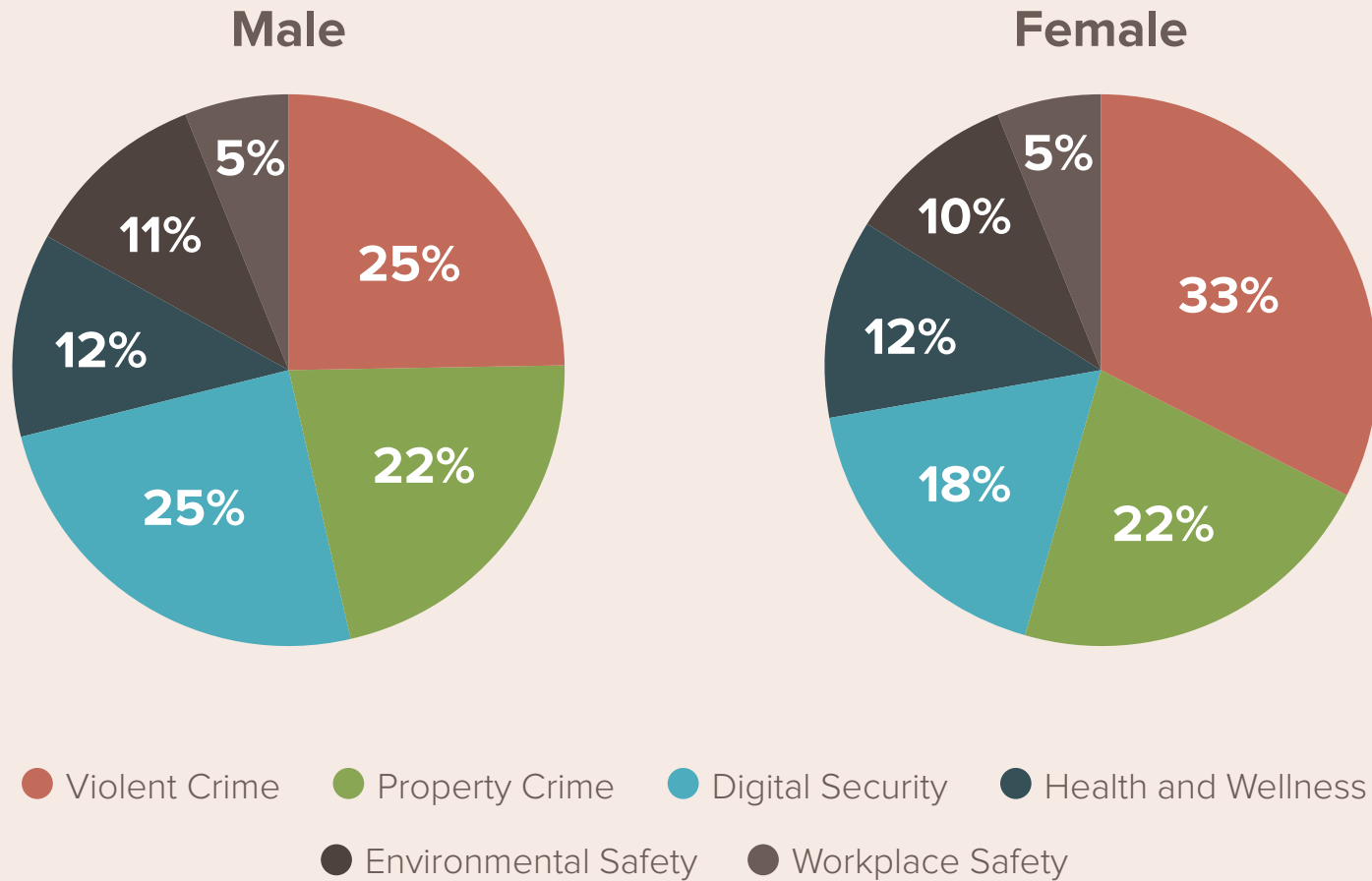
Percentages represent the number of respondents that ranked each issue as most concerning when asked to rank all six safety issues in order from most concerning (rank 1) to least concerning (rank 6).

Relevant question(s): B5. Thinking about your life in your home and in your community, please rank each issue from 1 to 6 with '1' being the issue that is most concerning to you and '6' being the issue that is least concerning to you. Among all respondents, 5,000n.

Most Concerning Safety and Security Issue **by** **Subgroups**

Level of Concern: Gender

Showing top concern, %

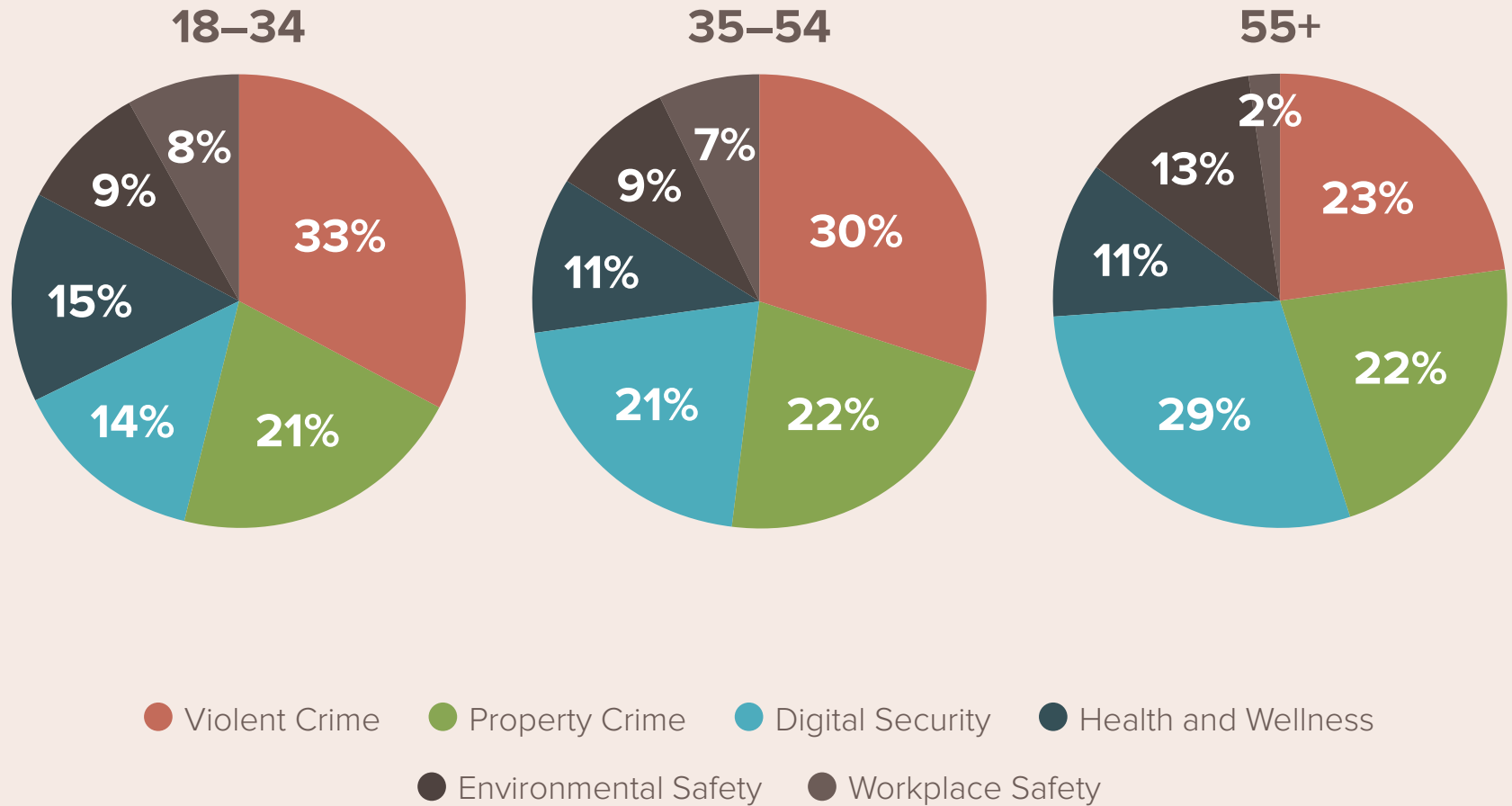


Relevant question(s): B5. Thinking about your life in your home and in your community, please rank each issue from 1 to 6 with '1' being the issue that is most concerning to you and '6' being the issue that is least concerning to you. Among all respondents, 5,000n.

Nationwide Results

Level of Concern: Age

Showing top concern, %

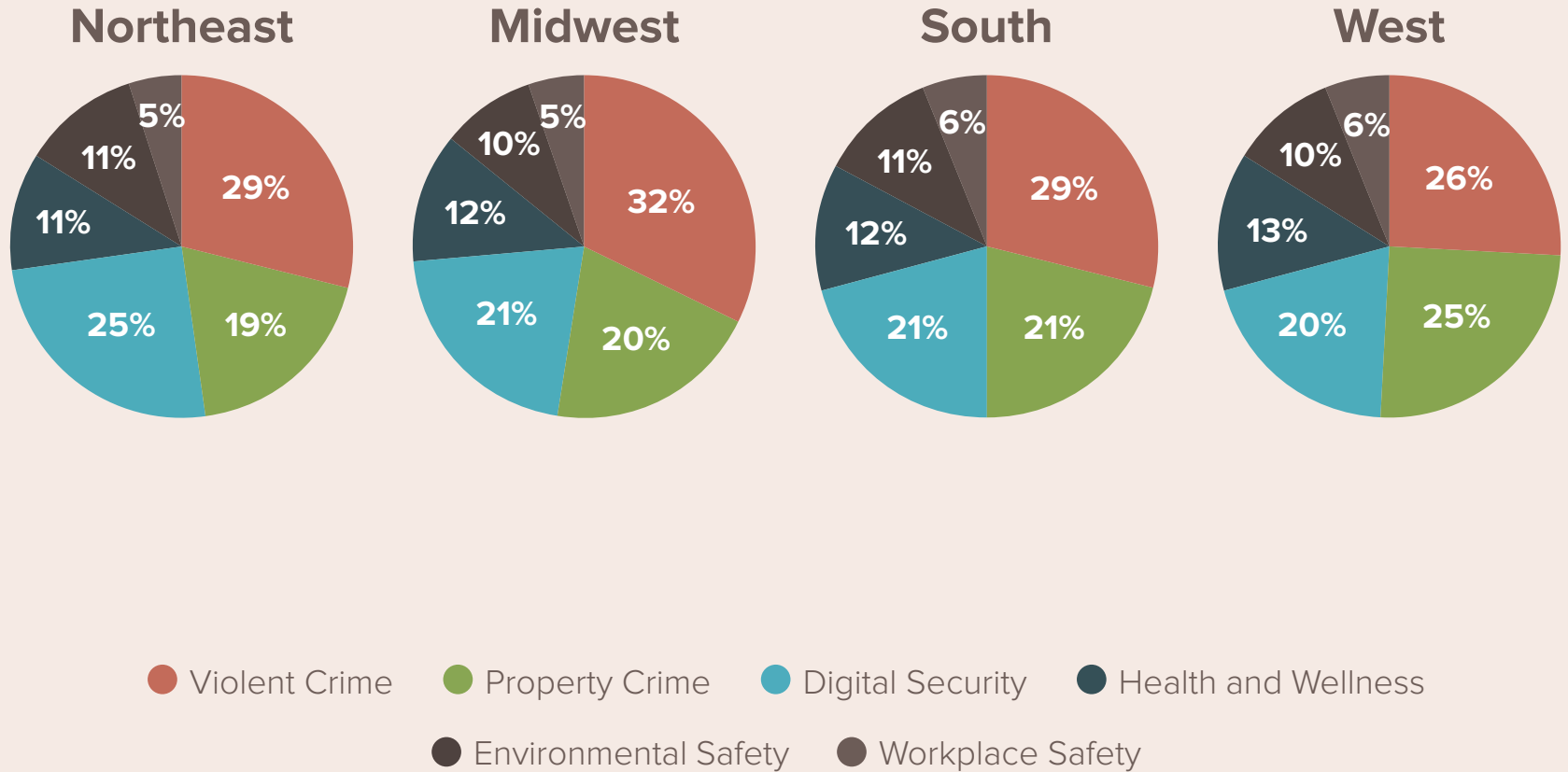


Relevant question(s): B5. Thinking about your life in your home and in your community, please rank each issue from 1 to 6 with '1' being the issue that is most concerning to you and '6' being the issue that is least concerning to you. Among all respondents, 5,000n.

Nationwide Results

Level of Concern: Region

Showing top concern, %

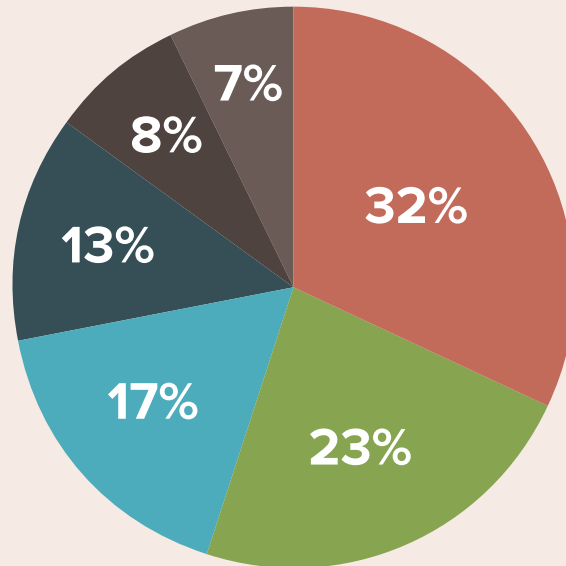


Relevant question(s): B5. Thinking about your life in your home and in your community, please rank each issue from 1 to 6 with '1' being the issue that is most concerning to you and '6' being the issue that is least concerning to you. Among all respondents, 5,000n.

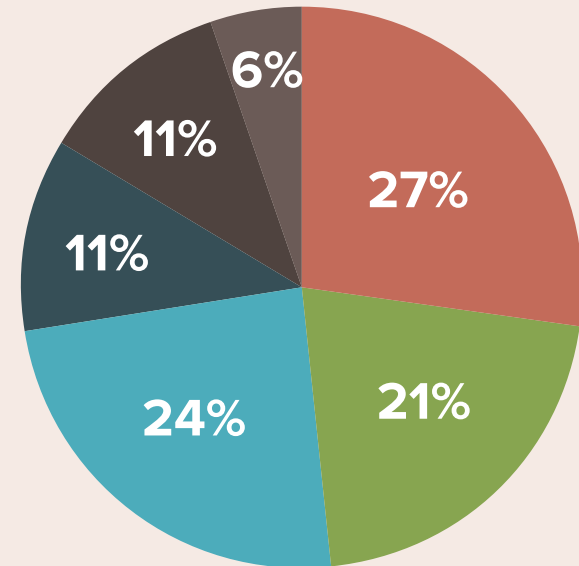
Level of Concern: Household Composition

Showing top concern, %

With Kids



Without Kids



- Violent Crime
- Property Crime
- Digital Security
- Health and Wellness
- Environmental Safety
- Workplace Safety

Relevant question(s): B5. Thinking about your life in your home and in your community, please rank each issue from 1 to 6 with '1' being the issue that is most concerning to you and '6' being the issue that is least concerning to you. Among all respondents, 5,000n.

Have Ever Experienced a Safety and Security Issue

	Ever Experienced	Experienced in the Past Year
Violent Crime	22%	10%
Property Crime	38%	16%
Digital Security	39%	24%
Health and Wellness	18%	11%
Environmental Safety	32%	19%
Workplace Safety	23%	14%

Relevant question(s): B7. Have you, or has anyone in your household, experienced any of the following safety and/or security issues? Among all respondents, 5,000n.
 B8. When did you, or anyone in your household, last experience any of the following safety and/or security issues? Among those who have or someone in household has experienced each safety/security issue, base varies, 846n-1,917n.

Have Ever Experienced a Safety and Security Issue by Subgroup

Have Ever Experienced: Gender

Showing yes, %

	Male	Female
Violent Crime	21%	22%
Property Crime	39%	38%
Digital Security	41%	36%
Health and Wellness	19%	18%
Environmental Safety	31%	33%
Workplace Safety	21%	25%

Have Ever Experienced: Age

Showing yes, %

	18–34	35–54	55+
Violent Crime	29%	24%	12%
Property Crime	44%	37%	35%
Digital Security	42%	37%	38%
Health and Wellness	27%	18%	11%
Environmental Safety	36%	31%	30%
Workplace Safety	30%	27%	13%

Have Ever Experienced: Region

Showing yes, %

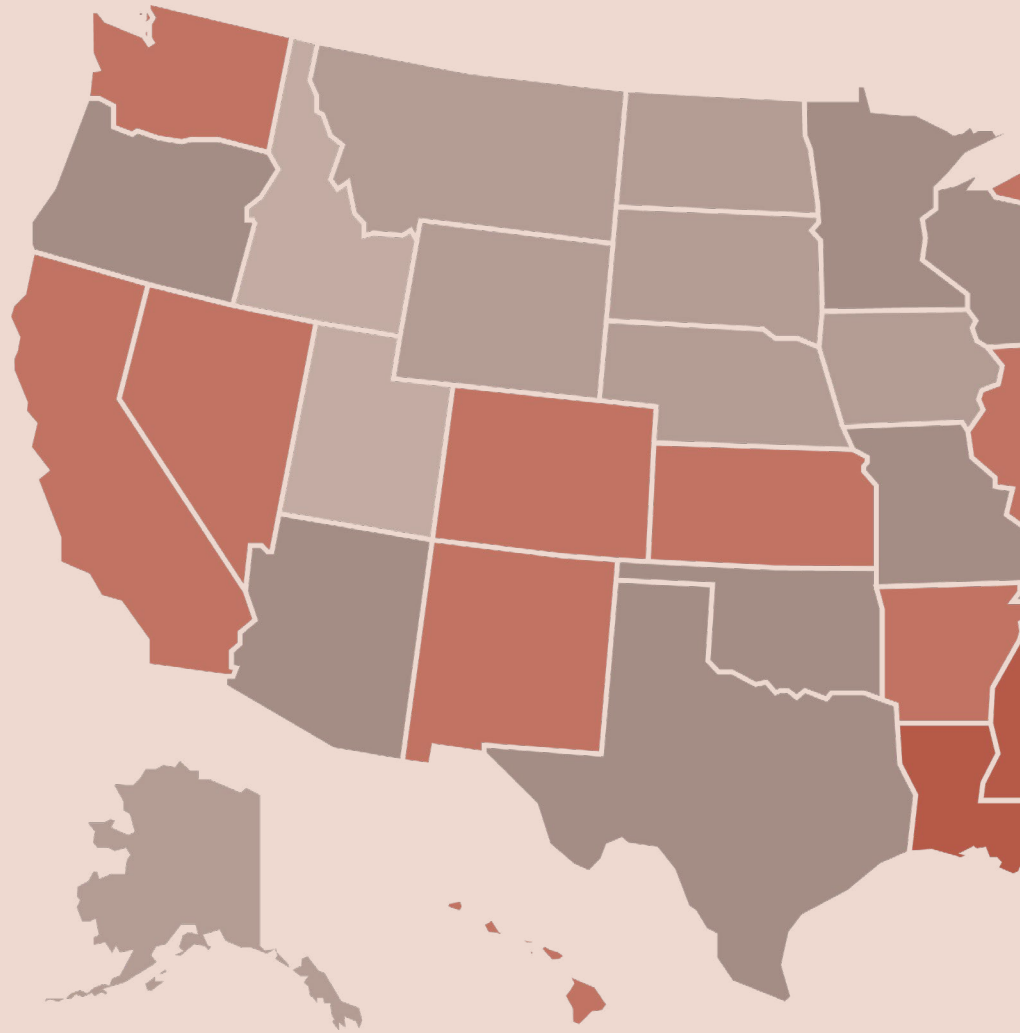
	Northeast	Midwest	South	West
Violent Crime	24%	21%	21%	21%
Property Crime	33%	36%	40%	42%
Digital Security	38%	38%	37%	41%
Health and Wellness	19%	17%	16%	21%
Environmental Safety	29%	32%	36%	29%
Workplace Safety	22%	25%	23%	25%

Have Ever Experienced: Household Composition

Showing yes, %

	With Kids	Without Kids
Violent Crime	25%	20%
Property Crime	40%	37%
Digital Security	41%	37%
Health and Wellness	20%	17%
Environmental Safety	34%	31%
Workplace Safety	28%	21%

Detailed Findings: Violent Crime



Reasons Violent Crime Is the Most Concerning Issue

In open-ended questions about violent crime concerns, these answers came up most often. Percentages reflect how many respondents cited each concern.

Assault/people dying everyday	19%
Crime rate is high/increasing	10%
Common in my community/area	8%
Frequent shootings/too many guns	7%
Dangerous/concerned about safety	6%
Hear of it frequently happening	6%
Family safety is important/kids at home	5%
That is all we hear about on the news/TV	5%
People are becoming fanatical/less sensitive	5%

Relevant question(s): B6. Please tell us why violent crimes are the most concerning issues to you in your home and/or community. Among those who rated violent crime issues as the most concerning issues in their home/community, 1,389n

Violent Crime

Why are **violent crimes** the most **concerning** to you?

“

... because **this type of crime doesn't happen on a regular basis**, so it makes it scary. Also, you don't know when or where this could take place if it will be someone else or you. The crimes in the news [and] all over the world is horrifying. **It makes me feel unsafe.**

“

... because there are **so many people being killed these days by violent crimes** and it just keeps getting worse.

Violent Crime Concerns

Americans have a lot of **different concerns** when it comes to violent crime, often centered around dangers that may be **life-threatening**.

- **Murder** is mentioned **most frequently**, described as a horrific crime and perceived to be the **worst way to lose a life**.
- Other violent crimes that are top of mind include **robberies**, assaults, and physical attacks. **Rape** is a common concern predominantly among women.
- Although robberies are commonly mentioned, many are concerned about other violent crimes that may occur **during a robbery** (i.e., **assault** or **loss of life**).
- Due to **recent world events** and the prevalence of the topic in the media, some express concern about **mass shootings** and **terrorist attacks** in crowds and urban centers.

Regardless of the issue, Americans are worried about **their own safety** as well as that of their **friends and family**.

Violent Crime

What violent crime are you **most concerned about**?

“

I'm most concerned about **terrorism/massive assaults and injuries** because I live in an urban city with high profile events that have been targeted by terrorists in the past. These same events would also provide similar settings for mass shootings or other violent crimes.

“

I am worried about **assault/murder**. It seems like the murder rate has been increasing the last few years, and I worry that someone I love, or myself may fall victim.

Level of Concern for Each Violent Crime

Showing high concern, %

Being sexually assaulted by a stranger	39%
Being sexually assaulted by a friend/family member	23%
Getting murdered by a stranger	46%
Getting murdered by a friend/family member	25%
Being attacked while driving my car	42%
Being physically assaulted by a stranger causing bodily injury	50%
Being physically assaulted by a friend/family member causing bodily injury	26%
Being robbed on the streets	52%
Being the victim of terrorism	39%

Violent Crime

Violent Crime Concerns

Concern about each violent crime issue is significantly higher among:

- Younger adults (18–34)
- Households with kids
- Urban areas
- Previous victims of any safety or security issue

Those of **white ethnicity** show significantly lower levels of concern for all violent crimes.

Level of Concern for **Each Violent Crime** by Subgroups



Level of Concern: Gender

Showing high concern, %

	Male	Female
Being sexually assaulted by a stranger	25%	52%
Being sexually assaulted by a friend/family member	20%	26%
Getting murdered by a stranger	42%	50%
Getting murdered by a friend/family member	24%	26%
Being attacked while driving my car	39%	45%
Being physically assaulted by a stranger causing bodily injury	45%	54%
Being physically assaulted by a friend/family member causing bodily injury	26%	27%
Being robbed on the streets	49%	55%
Being the victim of terrorism	36%	42%

Level of Concern: Age

Showing high concern, %

	Age 18–34	Age 35–54	Age 55+
Being sexually assaulted by a stranger	55%	40%	22%
Being sexually assaulted by a friend/family member	35%	26%	10%
Getting murdered by a stranger	57%	48%	34%
Getting murdered by a friend/family member	36%	27%	13%
Being attacked while driving my car	49%	43%	33%
Being physically assaulted by a stranger causing bodily injury	60%	50%	41%
Being physically assaulted by a friend/family member causing bodily injury	39%	28%	13%
Being robbed on the streets	60%	52%	45%
Being the victim of terrorism	47%	40%	30%

Level of Concern: Region

Showing high concern, %

	Northeast	Midwest	South	West
Being sexually assaulted by a stranger	38%	36%	38%	42%
Being sexually assaulted by a friend/family member	24%	20%	24%	24%
Getting murdered by a stranger	47%	43%	47%	47%
Getting murdered by a friend/family member	28%	20%	28%	23%
Being attacked while driving my car	40%	39%	43%	44%
Being physically assaulted by a stranger causing bodily injury	48%	47%	49%	55%
Being physically assaulted by a friend/family member causing bodily injury	29%	22%	28%	26%
Being robbed on the streets	54%	50%	51%	54%
Being the victim of terrorism	42%	35%	40%	39%

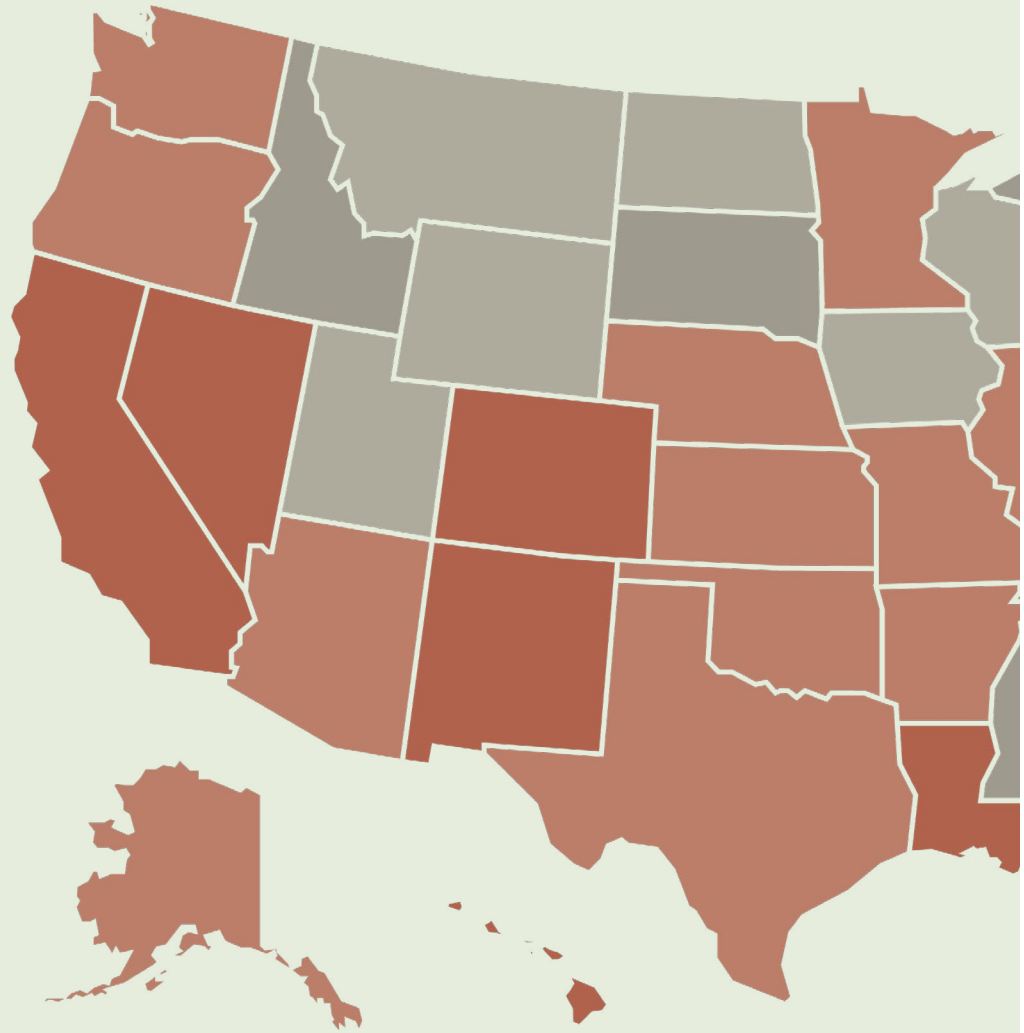
Level of Concern: Household Composition

Showing high concern, %

	With Kids	Without Kids
Being sexually assaulted by a stranger	48%	34%
Being sexually assaulted by a friend/family member	31%	19%
Getting murdered by a stranger	56%	41%
Getting murdered by a friend/family member	31%	22%
Being attacked while driving my car	49%	38%
Being physically assaulted by a stranger causing bodily injury	55%	47%
Being physically assaulted by a friend/family member causing bodily injury	33%	23%
Being robbed on the streets	59%	48%
Being the victim of terrorism	45%	35%

Relevant question(s): D2. Below are a few examples of violent crimes. Using a scale from 1 to 7 where '1' is not at all concerned and '7' is very concerned, how concerned are you about each of these violent crimes happening to you? Among all respondents, 5,000n.

Detailed Findings: Property Crime



Property Crime

Reasons Property Crime Is the **Most Concerning Issue**

In open-ended questions about property crime concerns, these answers came up most often.

Percentages reflect how many respondents cited each concern.

Burglary/Break-in	18%
Common in my community/area	13%
Theft	11%
Hear of it frequently happening	10%
Concerned about property damage/crime/arson	7%
Crime rate is high/increasing	6%
Drug addicts are increasing	5%
Dangerous/concerned about safety	5%

Property Crime

Why are **property crimes** the most **concerning** to you?

“

Already had some **break-ins** and **shootings** in the neighborhood. It is rather concerning to be that close to things that have happened.

“

... because this town has a **high level of property crime** and it always has. I'm also concerned because I don't have a security system for the home yet.

Property Crime Concerns

Concerns about property crime are related to **loss of valuables** and an **invasion of privacy**.

Home invasions make Americans feel **uneasy and fearful**—some perceive **additional risk** with break-ins escalating into a **more serious violent crime**.

Break-ins, theft, and robberies come up often. People are concerned about the **expense to replace** lost property as well as **feeling unsettled** by an invasion of privacy.

While some are concerned about a **vehicle break-in**, fewer people fear it as a personal threat.

Vandalism, though mentioned less often, is seen as a **costly annoyance**, but not a threat to physical safety. Vandals are seen to be teenagers and people with drug issues.

Property Crime

What types of property crime are you **the most concerned about**?

“

Breaking and entering [are common] and it happens when you think you are in your safe space. Plus, they can escalate very quickly into a more violent crime, or you can lose something that you've worked very hard for.

“

Home invasion. The idea terrifies me that someone would invade my property while I'm sleeping.

Property Crime

Level of Concern for **Each Property Crime Issue**

Showing high concern, %

Someone lighting my house on fire	35%
My valuables (jewelry, watches, purse, wallet or money) being stolen	53%
My electronics being stolen	49%
My personal documents (e.g., photos or files) being stolen	48%
My house keys being stolen	39%
Someone breaking in when I am not home	63%
Someone breaking in while I am home or sleeping	60%
My motor vehicle being stolen	46%
My motor vehicle being broken into	53%
Someone vandalizing my property	50%

Property Crime

Concern about each property crime issue is significantly higher among:

- Urban areas
- Previous victims of any safety or security issue

Those of **white ethnicity** show significantly lower levels of concern for most property crimes.

Relevant question(s): C2. Below are a few examples of property crimes. Using a scale from 1 to 7 where '1' is not at all concerned and '7' is very concerned, how concerned are you about each of these property crimes happening to you? Among all respondents, 5,000n.

Level of Concern for **Each Property Crime** by Subgroups

Level of Concern: Gender

Showing high concern, %

	Male	Female
Someone lighting my house on fire	34%	37%
My valuables (jewelry, watches, purse, wallet or money) being stolen	51%	56%
My electronics being stolen	49%	49%
My personal documents (e.g., photos or files) being stolen	45%	51%
My house keys being stolen	36%	42%
Someone breaking in when I am not home	61%	64%
Someone breaking in while I am home or sleeping	54%	66%
My motor vehicle being stolen	46%	47%
My motor vehicle being broken into	51%	54%
Someone vandalizing my property	50%	50%

Level of Concern: Age

Showing high concern, %

	Age 18–34	Age 35–54	Age 55+
Someone lighting my house on fire	45%	37%	24%
My valuables (jewelry, watches, purse, wallet or money) being stolen	61%	54%	45%
My electronics being stolen	56%	52%	40%
My personal documents (e.g., photos or files) being stolen	55%	50%	40%
My house keys being stolen	47%	40%	30%
Someone breaking in when I am not home	66%	63%	60%
Someone breaking in while I am home or sleeping	66%	61%	52%
My motor vehicle being stolen	52%	48%	39%
My motor vehicle being broken into	58%	54%	46%
Someone vandalizing my property	50%	51%	48%

Level of Concern: Region

Showing high concern, %

	Northeast	Midwest	South	West
Someone lighting my house on fire	36%	30%	37%	37%
My valuables (jewelry, watches, purse, wallet or money) being stolen	53%	52%	54%	55%
My electronics being stolen	47%	48%	50%	51%
My personal documents (e.g., photos or files) being stolen	51%	43%	49%	49%
My house keys being stolen	38%	34%	41%	41%
Someone breaking in when I am not home	61%	59%	65%	63%
Someone breaking in while I am home or sleeping	60%	56%	60%	62%
My motor vehicle being stolen	43%	42%	48%	51%
My motor vehicle being broken into	50%	47%	55%	57%
Someone vandalizing my property	49%	45%	52%	52%

Level of Concern: Household Composition

Showing high concern, %

	With Kids	Without Kids
Someone lighting my house on fire	43%	31%
My valuables (jewelry, watches, purse, wallet or money) being stolen	60%	50%
My electronics being stolen	57%	45%
My personal documents (e.g., photos or files) being stolen	55%	44%
My house keys being stolen	47%	34%
Someone breaking in when I am not home	68%	60%
Someone breaking in while I am home or sleeping	68%	55%
My motor vehicle being stolen	54%	42%
My motor vehicle being broken into	59%	49%
Someone vandalizing my property	55%	47%

Relevant question(s): C2. Below are a few examples of property crimes. Using a scale from 1 to 7 where '1' is not at all concerned and '7' is very concerned, how concerned are you about each of these property crimes happening to you? Among all respondents, 5,000n

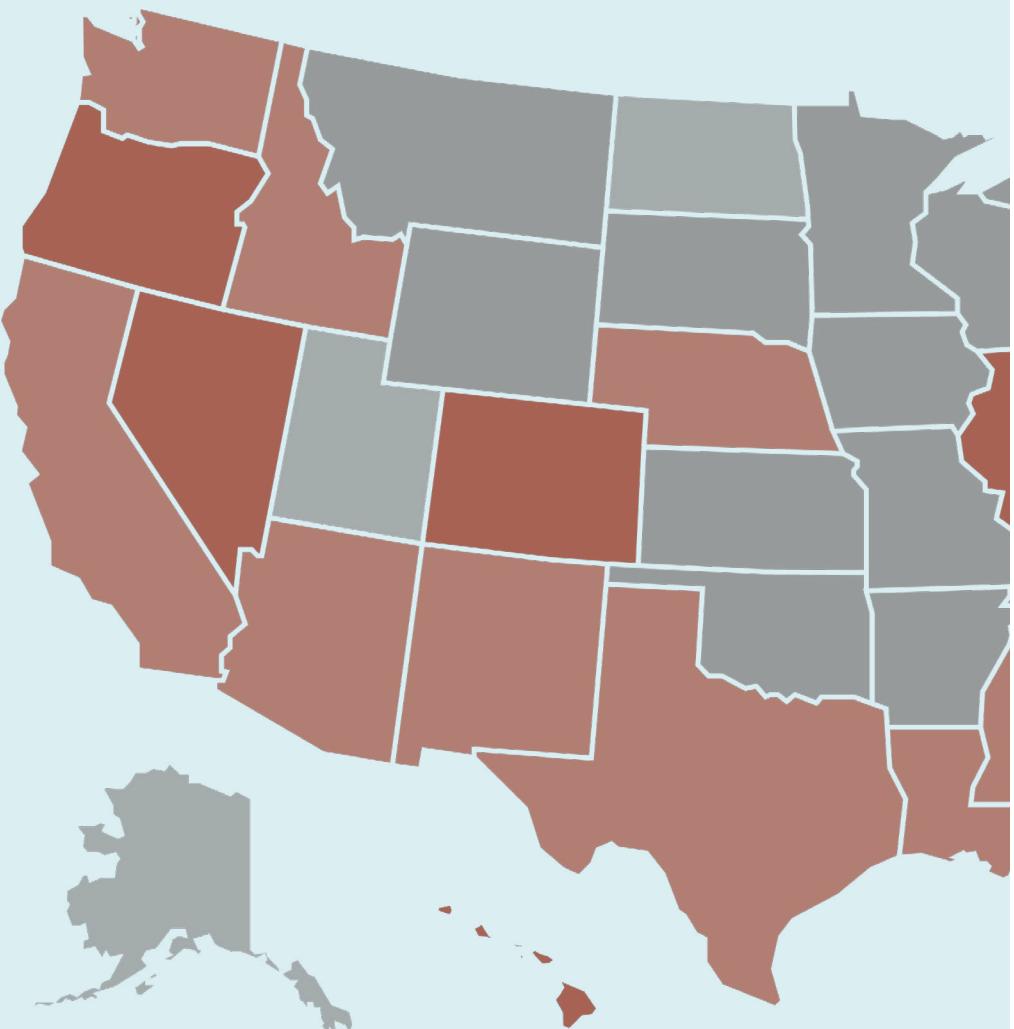
Types of Insurance Owned

Showing total, %

Automobile insurance	77%
Homeowners insurance	56%
Life insurance	55%
Renters insurance	18%
Long-term disability insurance	16%
Umbrella insurance policy	12%
Other	3%
None of the above	8%
Prefer not to say	2%

Note: The top two are significantly higher among males, those 55+, those not concerned about their safety or security on a daily basis and those of white ethnicity.

Detailed Findings: Digital Security



Reasons Digital Security Is the **Most Concerning Issue**

In open-ended questions about digital security concerns, these answers came up most often.

Percentages reflect how many respondents cited each concern.

Cyber security is a big concern/personal information is not safe	26%
Identity theft	18%
Hacking	18%
Hear of it frequently happening	7%
Hard to stop/fix	4%
Can happen to anyone/anytime/don't want to be a victim	4%

Digital Security

Why are **digital security issues** the most **concerning** to you?

“

[I'm afraid] of **identity theft**, [it's] just one big hassle. I had a friend who this happened to so I can understand the frustration of that happening.

“

I **do everything online** (shop, pay bills and connect with friends) and everyday I hear about **some large company being hacked**. I do not want my data to end up in the hands of criminals.

Digital Security Concerns

Americans are concerned about digital security because of the risk of **personal information being released**, such as financial information or personal details that could be used in identity theft. But few correlate this risk with personal danger.

Hacking is the top digital security concern. It is seen as a **frustration**, and a **gateway to various losses** (identity theft, financial breaches, computer viruses). Many feel powerless to stop or correct a hack.

The **most threatening** hacking risks are **identity theft** and theft of personal information. Both issues are tied with **risk of financial loss** and most people feel unable to correct this issue in the event it occurs.

Financial losses related to **stolen credit card numbers** or access to banking information are mentioned often because they are seen as common events.

Computer viruses are viewed as **aggravating**, but not seen as a threat to personal safety or privacy.

What are you most concerned about when it comes to **being online**?

“

Being hacked or **downloading viruses**.

Obviously either one could result in the breach of personal or confidential material. It also results in the computer not working properly.

“

Identify theft. I know someone whose identity was stolen and it's hard to get anything after that.

Level of Concern for **Each Digital Security Issue**

Showing high concern, %

Someone having access to/sharing my sensitive information (e.g., emails, financial information, photos, files, browsing history)	70%
My professional reputation being put at risk through online activity	43%
Being hacked by a stranger	69%
Being a target for identity theft	74%
Losing finances through hacking or an online scam	68%
Being cyberbullied/harassed	35%
Being targeted by malicious strangers online	54%
Talking to a stranger posing as someone else online	42%
Companies accessing and profiting from my personal information	61%
The government having access to my personal information and monitoring me	55%

Digital Security

Concern about each digital security issue is significantly higher among:

- Urban areas
- Previous victims of any safety or security issue

Those of **white ethnicity** show significantly lower levels of concern for many digital security issues.

Level of Concern for **Each Digital Security Issue by Subgroups**

Level of Concern: Gender

Showing high concern, %

	Male	Female
Someone having access to/sharing my sensitive information (e.g., emails, financial information, photos, files, browsing history)	68%	72%
My professional reputation being put at risk through online activity	43%	42%
Being hacked by a stranger	67%	71%
Being a target for identity theft	71%	76%
Losing finances through hacking or an online scam	67%	68%
Being cyberbullied/harassed	34%	36%
Being targeted by malicious strangers online	52%	56%
Talking to a stranger posing as someone else online	41%	43%
Companies accessing and profiting from my personal information	60%	63%
The government having access to my personal information and monitoring me	55%	55%

Level of Concern: Age

Showing high concern, %

	Age 18–34	Age 35–54	Age 55+
Someone having access to/sharing my sensitive information (e.g., emails, financial information, photos, files, browsing history)	71%	71%	68%
My professional reputation being put at risk through online activity	52%	45%	31%
Being hacked by a stranger	71%	68%	67%
Being a target for identity theft	73%	74%	74%
Losing finances through hacking or an online scam	68%	68%	67%
Being cyberbullied/harassed	45%	37%	23%
Being targeted by malicious strangers online	60%	55%	47%
Talking to a stranger posing as someone else online	49%	45%	33%
Companies accessing and profiting from my personal information	61%	62%	61%
The government having access to my personal information and monitoring me	59%	57%	48%

Level of Concern: Region

Showing high concern, %

	Northeast	Midwest	South	West
Someone having access to/sharing my sensitive information (e.g., emails, financial information, photos, files, browsing history)	73%	66%	70%	72%
My professional reputation being put at risk through online activity	46%	38%	45%	40%
Being hacked by a stranger	71%	67%	68%	70%
Being a target for identity theft	74%	72%	74%	74%
Losing finances through hacking or an online scam	70%	65%	66%	71%
Being cyberbullied/harassed	36%	32%	35%	36%
Being targeted by malicious strangers online	58%	52%	54%	54%
Talking to a stranger posing as someone else online	44%	39%	44%	42%
Companies accessing and profiting from my personal information	64%	59%	59%	65%
The government having access to my personal information and monitoring me	57%	51%	55%	55%

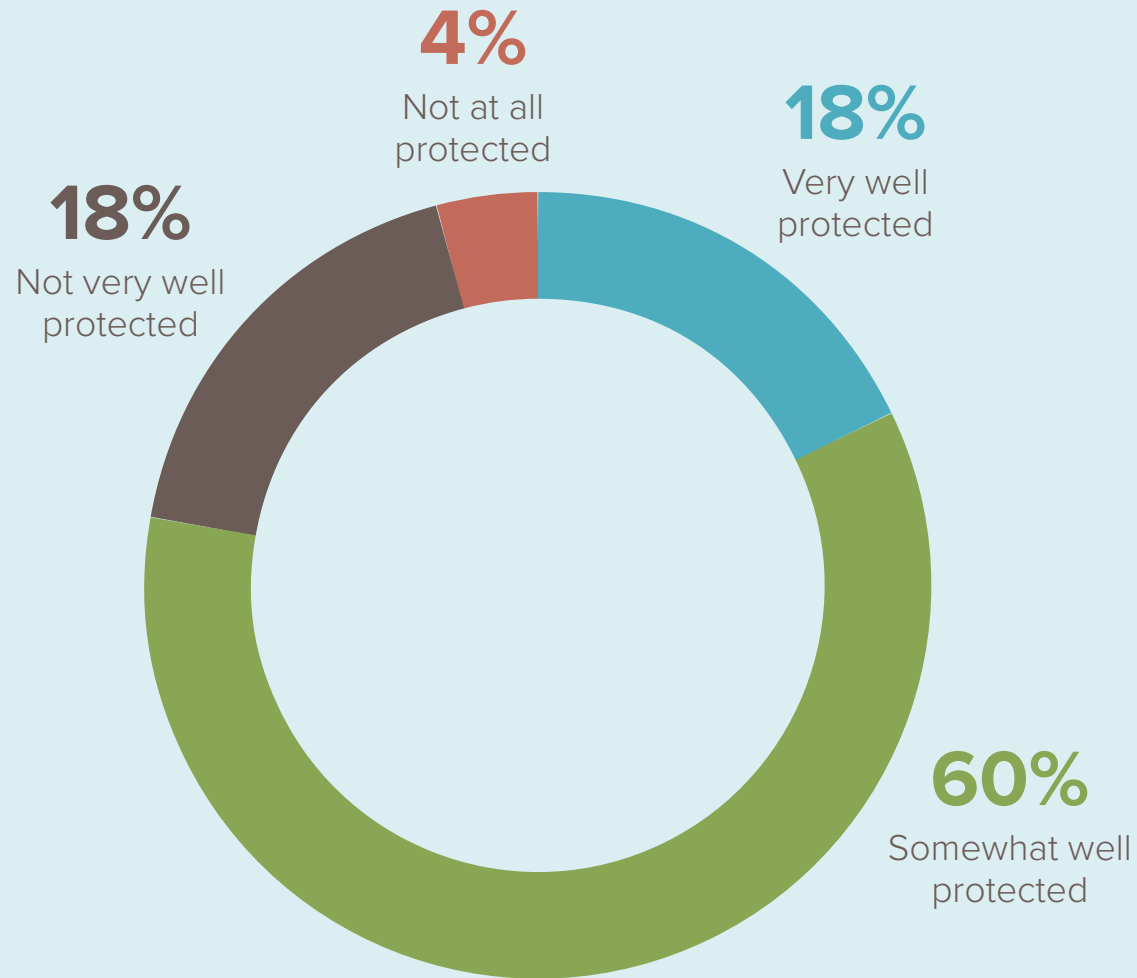
Level of Concern: Household Composition

Showing high concern, %

	With Kids	Without Kids
Someone having access to/sharing my sensitive information (e.g., emails, financial information, photos, files, browsing history)	74%	68%
My professional reputation being put at risk through online activity	50%	39%
Being hacked by a stranger	75%	65%
Being a target for identity theft	78%	71%
Losing finances through hacking or an online scam	74%	65%
Being cyberbullied/harassed	45%	29%
Being targeted by malicious strangers online	60%	50%
Talking to a stranger posing as someone else online	51%	37%
Companies accessing and profiting from my personal information	66%	59%
The government having access to my personal information and monitoring me	61%	51%

Relevant question(s): E2. Below are a few examples of digital security issues. Using a scale from 1 to 7 where '1' is not at all concerned and '7' is very concerned, how concerned are you about each of these digital security issues happening to you? Among all respondents, 5,000n

Perceived Level of Personal Protection for Online Security and Privacy of Data



Relevant question(s): E3. How well do you feel you are personally protected when it comes to the security and privacy of your personal data (e.g., sensitive information like emails, financial information, photos, files, browsing history, etc.)? Among all respondents, 5,000n

Types of **Information Breaches or Hacks** Experienced

Showing total, %

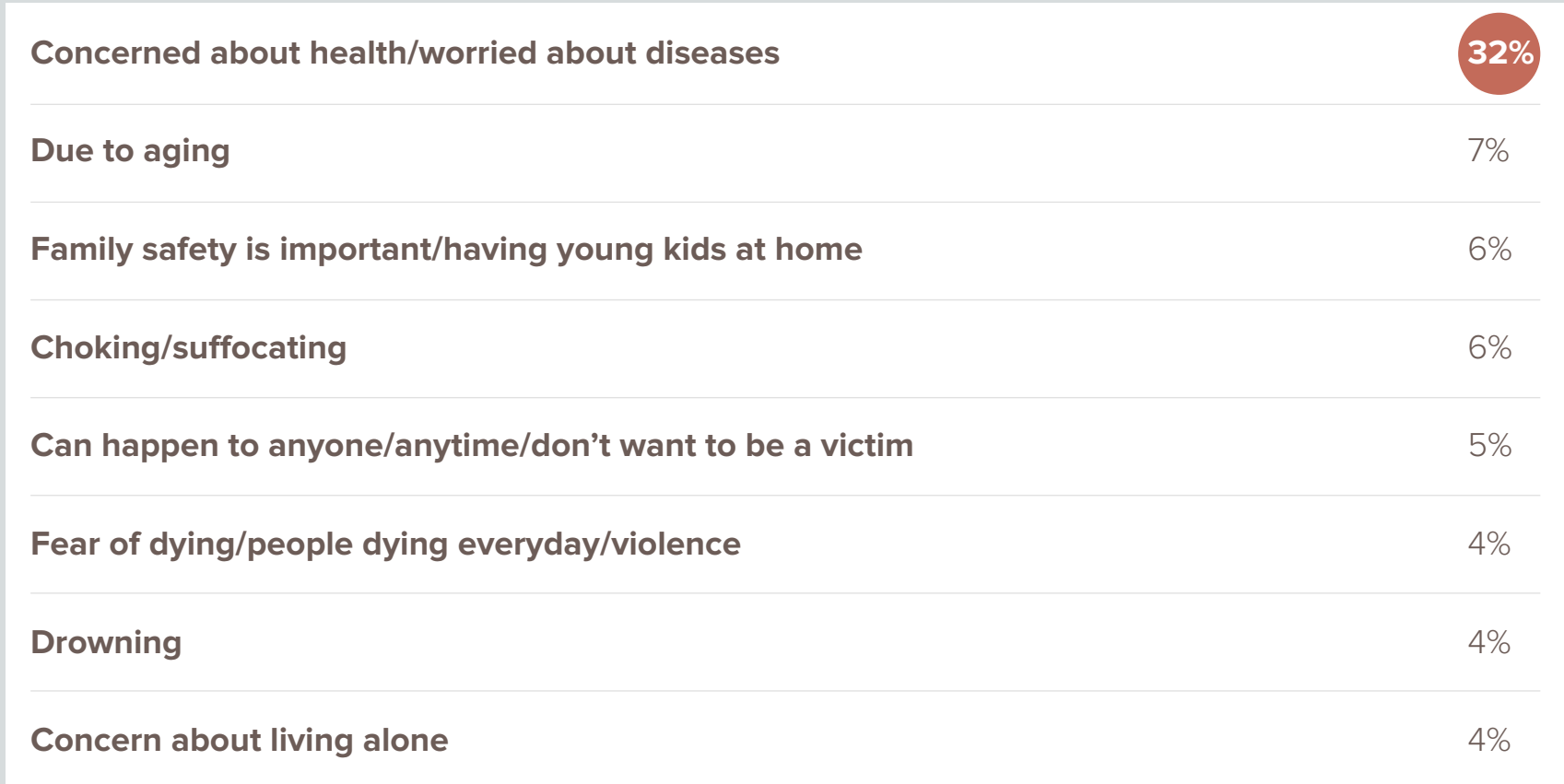
Email hack or phishing (where someone pretends to be a legitimate contact to steal your personal or financial information)	46%
Hack or breach of a nonfinancial online account (e.g., social media, online shopping)	34%
Hack or breach of financial information	34%
Identity theft	29%
Other	6%
None of the above	12%
Prefer not to say	2%

Detailed Findings: Health and Wellness



Reasons Health and Wellness Is the **Most Concerning Issue**

In open-ended questions about health and wellness concerns, these answers came up most often. Percentages reflect how many respondents cited each concern.



Health and Wellness

Why are **health and wellness issues** the most concerning to you?

“

Everyone in my family, [especially me] has numerous health issues and [chronic problems] and **I personally don't have insurance.**

“

Health issues are the most concerning to me because I want to live a long and healthy life and want my family to do the same.

Health and Wellness Concerns

Among health and wellness safety concerns, top mentions include **disease**, **environment-caused** issues, and **general injury** due to hazards in the home.

Accidents (like falling, fires, choking, drowning, and food poisoning) are mentioned as a leading cause of injury and a main threat in the home.

Illness and **disease** are the next most-frequently mentioned concerns related to health and wellness. **Cancer** is the top concern among diseases, although **diabetes** and **heart attacks** also come up often.

Age is seen as a cause for both accidents (such as falls) and disease (such as heart attacks and cancer).

Air quality, **mold**, and **carbon monoxide poisoning** are the biggest health and wellness issues caused by an environmental source.

What are your **biggest health and wellness concerns** in your home?

“

Falling is a concern at my age . . . Also at my age, **general physical health** can be an issue and I try to stay as healthy and fit as I can.

“

Cancer, diabetes, and other **genetically passed on diseases** [are my biggest health and safety concerns].

Level of Concern for **Each Health and Wellness Issue**

Showing high concern, %

Carbon monoxide poisoning	35%
Choking, suffocation, and strangulation	31%
Falling and causing bodily injury or death	45%
Falling objects causing bodily injury or death	30%
Overdosing on medicine/prescribed drugs	24%
Poisoning from amphetamines, caffeine, or alcohol	24%
Poisoning from household cleaning supplies	26%
Open fires or burns	33%
Drowning	24%
Household toxin inhalation (e.g., asbestos, lead paint, mold, radon)	32%

Health and Wellness

Concern about each health and wellness issue is significantly higher among:

- Urban areas
- Previous victims of any safety or security issue

Those of **white ethnicity** show significantly lower levels of concern for all health and wellness issues.

Level of Concern for **Each Health and Wellness Issue** by Subgroups



Level of Concern: Gender

Showing high concern, %

	Male	Female
Carbon monoxide poisoning	33%	38%
Choking, suffocation, and strangulation	29%	33%
Falling and causing bodily injury or death	42%	47%
Falling objects causing bodily injury or death	28%	32%
Overdosing on medicine/prescribed drugs	24%	24%
Poisoning from amphetamines, caffeine, or alcohol	24%	25%
Poisoning from household cleaning supplies	25%	26%
Open fires or burns	30%	35%
Drowning	25%	24%
Household toxin inhalation (e.g., asbestos, lead paint, mold, radon)	29%	34%

Level of Concern: Age

Showing high concern, %

	Age 18–34	Age 35–54	Age 55+
Carbon monoxide poisoning	47%	37%	23%
Choking, suffocation, and strangulation	43%	32%	20%
Falling and causing bodily injury or death	47%	41%	46%
Falling objects causing bodily injury or death	41%	30%	19%
Overdosing on medicine/prescribed drugs	36%	25%	13%
Poisoning from amphetamines, caffeine, or alcohol	38%	25%	10%
Poisoning from household cleaning supplies	38%	26%	13%
Open fires or burns	46%	34%	19%
Drowning	37%	26%	11%
Household toxin inhalation (e.g., asbestos, lead paint, mold, radon)	43%	34%	19%

Level of Concern: Region

Showing high concern, %

	Northeast	Midwest	South	West
Carbon monoxide poisoning	40%	35%	33%	37%
Choking, suffocation, and strangulation	32%	28%	32%	33%
Falling and causing bodily injury or death	46%	41%	45%	46%
Falling objects causing bodily injury or death	29%	26%	31%	33%
Overdosing on medicine/prescribed drugs	24%	19%	25%	28%
Poisoning from amphetamines, caffeine, or alcohol	26%	21%	23%	27%
Poisoning from household cleaning supplies	27%	24%	25%	28%
Open fires or burns	33%	28%	33%	35%
Drowning	24%	21%	24%	29%
Household toxin inhalation (e.g., asbestos, lead paint, mold, radon)	34%	28%	32%	33%

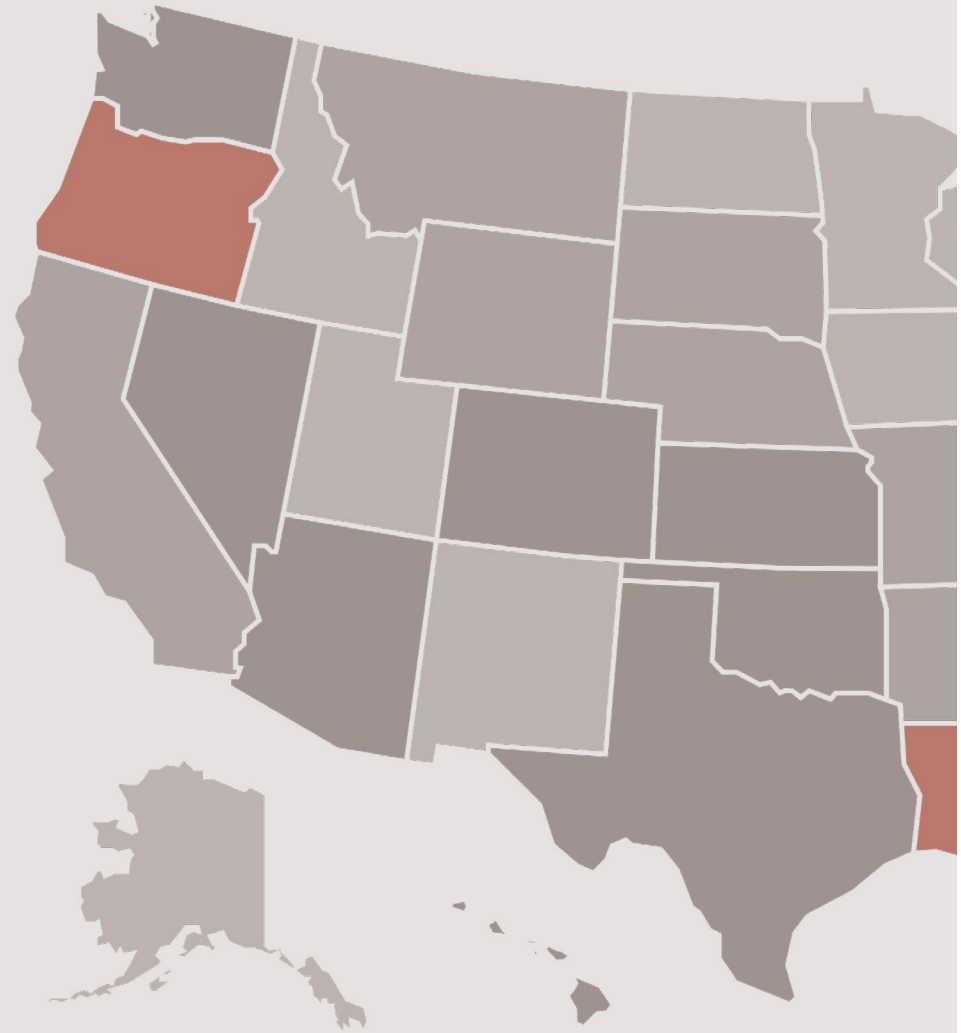
Level of Concern: Household Composition

Showing high concern, %

	With Kids	Without Kids
Carbon monoxide poisoning	46%	29%
Choking, suffocation, and strangulation	40%	27%
Falling and causing bodily injury or death	48%	43%
Falling objects causing bodily injury or death	37%	26%
Overdosing on medicine/prescribed drugs	33%	20%
Poisoning from amphetamines, caffeine, or alcohol	32%	19%
Poisoning from household cleaning supplies	36%	20%
Open fires or burns	42%	27%
Drowning	34%	19%
Household toxin inhalation (e.g., asbestos, lead paint, mold, radon)	41%	26%

Relevant question(s): F2. Below are a few examples of health and wellness issues. Using a scale from 1 to 7 where '1' is not at all concerned and '7' is very concerned, how concerned are you about each of these health and wellness issues happening to you? Among all respondents, 5,000n

Detailed Findings: Environmental Safety



Reasons Environmental Safety Is the Most Concerning Issue

In open-ended questions about environmental safety concerns, these answers came up most often. Percentages reflect how many respondents cited each concern.

Global warming/climate changes	17%
Flooding	13%
Hurricanes/storms	12%
Tornadoes	11%
Pollution (air, water)	9%
Need to take care of environment (planet/nature) before it's too late	8%
Common in my community/area	7%

Environmental Safety

Why are **environmental safety issues** the most concerning to you?

“

... because of the **unpredictable nature of the environment** . . . global warming is changing the climate worldwide, and nature is the most powerful force.

“

The area where I live is subject to **severe weather events** such as heavy rainfall, high winds, tornado, tropical storms & hurricanes.

Environmental Safety Concerns

Climate change and **poor air quality** are top of mind when it comes to environmental safety concerns.

Americans see climate change as a key factor that leads to **extreme weather events** and **natural disasters**. **Flooding** is the most frequently mentioned concern because it is seen as a common event that can destroy irreplaceable belongings. **Wildfires, tornadoes,** and **hurricanes** are other natural disasters that people are worried about.

Poor air quality is another big concern (as a result of pollution and wildfire smoke, among others). **Breathing issues** are the most-recognized threat of toxins in the air, with few other physical ailments noted.

Environmental Safety

What environmental issues are you **most concerned about**?

“

Climate change. The summers are hotter and longer, floods and extreme weather are a big problem.

“

Flooding and tornadoes are my primary concern because they often leave an individual being unable to replace their property to the extent that it once was.

Level of Concern for **Each Environmental Safety Issue**

Showing high concern, %

Earthquakes	31%
Mudslides/landslides	22%
Volcanic eruptions	19%
Floods	44%
Tsunamis	21%
Tornados	40%
Forest fires	33%
Poor air quality/air pollution	54%
Surface and ground water quality	52%
Animals/wildlife attacks	28%

Environmental Safety

Concern about each environmental issue is significantly higher among:

- Urban areas
- Previous victims of any safety or security issue

Those of **white ethnicity** show significantly lower levels of concern for most environmental issues.

Relevant question(s): G2. Below are a few examples of environmental issues. Using a scale from 1 to 7 where '1' is not at all concerned and '7' is very concerned, how concerned are you about each of these environmental issues happening in your community? Among all respondents, 5,000n

Level of Concern for **Each Environmental Safety Issue** by Subgroups



Level of Concern: Gender

Showing high concern, %

	Male	Female
Earthquakes	28%	34%
Mudslides/landslides	20%	23%
Volcanic eruptions	19%	19%
Floods	40%	48%
Tsunamis	22%	21%
Tornados	39%	42%
Forest fires	32%	35%
Poor air quality/air pollution	51%	57%
Surface and ground water quality	50%	53%
Animals/wildlife attacks	27%	28%

Level of Concern: Age

Showing high concern, %

	Age 18–34	Age 35–54	Age 55+
Earthquakes	41%	33%	20%
Mudslides/landslides	33%	23%	10%
Volcanic eruptions	32%	19%	8%
Floods	53%	46%	32%
Tsunamis	34%	22%	9%
Tornados	45%	44%	32%
Forest fires	44%	33%	24%
Poor air quality/air pollution	60%	54%	49%
Surface and ground water quality	55%	52%	48%
Animals/wildlife attacks	40%	28%	16%

Level of Concern: Region

Showing high concern, %

	Northeast	Midwest	South	West
Earthquakes	29%	23%	25%	49%
Mudslides/landslides	23%	17%	20%	28%
Volcanic eruptions	21%	16%	17%	25%
Floods	47%	38%	49%	38%
Tsunamis	25%	16%	20%	26%
Tornados	33%	46%	50%	25%
Forest fires	30%	23%	29%	53%
Poor air quality/air pollution	56%	48%	48%	68%
Surface and ground water quality	55%	49%	52%	51%
Animals/wildlife attacks	29%	23%	27%	31%

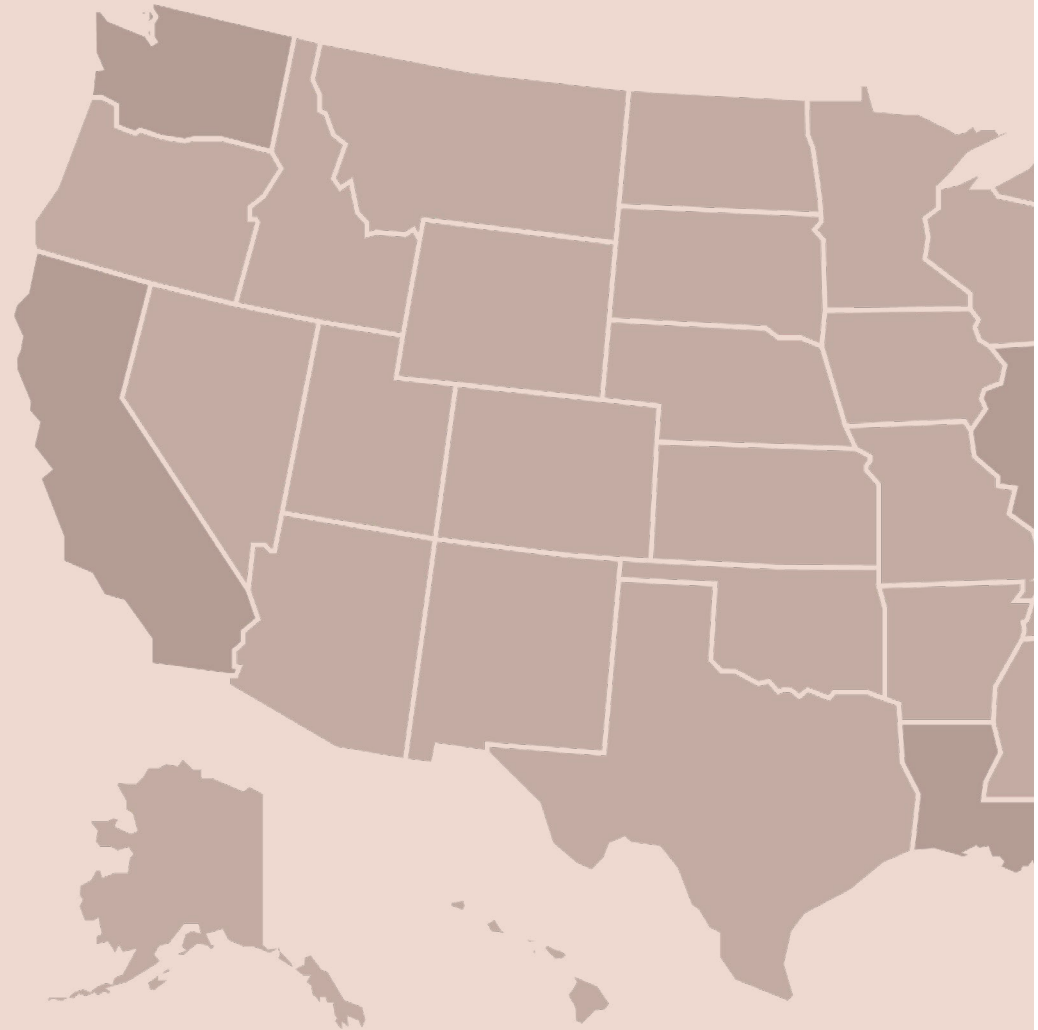
Level of Concern: Household Composition

Showing high concern, %

	With Kids	Without Kids
Earthquakes	38%	27%
Mudslides/landslides	29%	17%
Volcanic eruptions	25%	16%
Floods	52%	39%
Tsunamis	28%	18%
Tornados	47%	37%
Forest fires	39%	30%
Poor air quality/air pollution	59%	51%
Surface and ground water quality	56%	49%
Animals/wildlife attacks	35%	23%

Relevant question(s): G2. Below are a few examples of environmental issues. Using a scale from 1 to 7 where '1' is not at all concerned and '7' is very concerned, how concerned are you about each of these environmental issues happening in your community? Among all respondents, 5,000n

Detailed Findings: Workplace Safety



Reasons Workplace Safety Is the **Most Concerning Issue**

In open-ended questions about workplace safety concerns, these answers came up most often. Percentages reflect how many respondents cited each concern.

Job security	19%
Harassment	13%
People are becoming fanatical/less sensitive	4%
Work environment is terrible	4%
Economic/financial constraints	4%
Unemployed/unemployment rate	4%
Racism/discrimination	4%

Workplace Safety

Why is workplace safety the **most concerning issue** to you?

“

I am constantly worried about my **job security** . . . I worry about my job, due to fluctuations in the economy as well.

“

Issues of **race and gender equality, equal pay for equal work, freedom from harassment** of any kind all remain unresolved. [All workers] should feel supported for their efforts.

Workplace Safety Concerns

Overall, **Americans share the same workplace concerns** whether they are currently working or not.

Harassment (general) in the workplace is the most frequently mentioned workplace concern.

Specific mentions of harassment include workplace **bullying, discrimination** (mentioned by some minorities), and **sexual harassment** (mentioned mostly by women).

Many Americans are also concerned about **job security**. Regardless of their workplace situations, **stability** and the **ability to provide for their families** are a worry shared by many.

Workplace safety issues are **less worrisome** to most, especially when compared to other safety topics.

Workplace Safety

What **workplace issues** are you most concerned about?

“

Discrimination against women and people of color is very common. Harassment is also an issue.

“

I just worry about **my ability to [keep my job]** so that I can pay the bills and take care of my family . . . Stability is incredibly important to me . . . I am stressed out more often than not.

Workplace Safety

Level of Concern for **Each Workplace Safety Issue**

Showing high concern, %

Being sexually harassed or assaulted by coworkers	24%
Being bullied by coworkers	26%
Being physically assaulted by coworkers	24%
Discrimination by coworkers	33%
Losing my job	38%
Limited maternity/paternity leave	23%
Work overload	37%
Lack of compensation/reward	41%

Workplace Safety

Concern about each workplace issue is significantly higher among:

- Urban areas
- Previous victims of any safety or security issue

Those of **white ethnicity** show significantly lower levels of concern for all workplace issues.

Relevant question(s): H2. Below are a few examples of workplace issues. Using a scale from 1 to 7 where '1' is not at all concerned and '7' is very concerned, how concerned are you about each of these workplace issues happening to you? Among all respondents, 5,000n

Level of Concern for **Each Workplace Safety Issue** by Subgroups

Level of Concern: Gender

Showing high concern, %

	Male	Female
Being sexually harassed or assaulted by coworkers	21%	27%
Being bullied by coworkers	24%	29%
Being physically assaulted by coworkers	23%	24%
Discrimination by coworkers	30%	36%
Losing my job	36%	39%
Limited maternity/paternity leave	21%	26%
Work overload	36%	39%
Lack of compensation/reward	38%	43%

Level of Concern: Age

Showing high concern, %

	Age 18–34	Age 35–54	Age 55+
Being sexually harassed or assaulted by coworkers	39%	23%	10%
Being bullied by coworkers	39%	28%	12%
Being physically assaulted by coworkers	36%	25%	11%
Discrimination by coworkers	47%	35%	17%
Losing my job	52%	44%	18%
Limited maternity/paternity leave	39%	24%	7%
Work overload	50%	42%	19%
Lack of compensation/reward	52%	48%	22%

Level of Concern: Region

Showing high concern, %

	Northeast	Midwest	South	West
Being sexually harassed or assaulted by coworkers	25%	23%	24%	24%
Being bullied by coworkers	27%	24%	26%	28%
Being physically assaulted by coworkers	24%	21%	23%	27%
Discrimination by coworkers	34%	32%	32%	34%
Losing my job	41%	36%	36%	39%
Limited maternity/paternity leave	25%	19%	23%	25%
Work overload	39%	36%	35%	40%
Lack of compensation/reward	44%	38%	41%	40%

Level of Concern: Household Composition

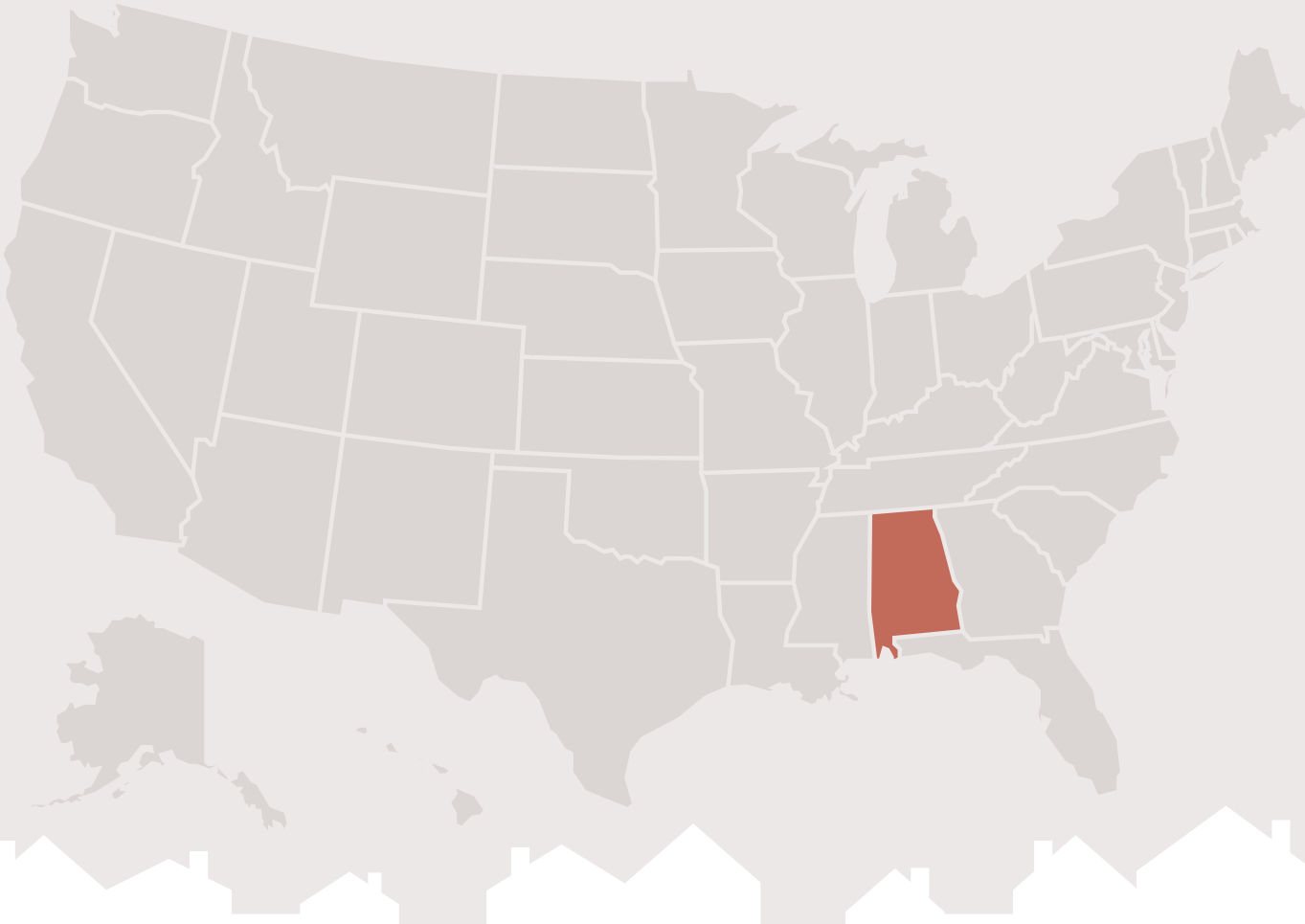
Showing high concern, %

	With Kids	Without Kids
Being sexually harassed or assaulted by coworkers	31%	20%
Being bullied by coworkers	34%	22%
Being physically assaulted by coworkers	32%	19%
Discrimination by coworkers	41%	28%
Losing my job	48%	32%
Limited maternity/paternity leave	32%	18%
Work overload	45%	33%
Lack of compensation/reward	51%	35%

Relevant question(s): H2. Below are a few examples of workplace issues. Using a scale from 1 to 7 where '1' is not at all concerned and '7' is very concerned, how concerned are you about each of these workplace issues happening to you? Among all respondents, 5,000n

State-by-State Reports:

Alabama



Violent crime is the most concerning safety and security issue in Alabama.

Ranked first place as most concerning when asked to rank all six safety issues in order from most concerning (1) to least concerning (6).

Alabama

	Violent Crime	Property Crime	Digital Security	Health/ Wellness	Environ- -mental	Work- -place
High Level of Concern	61%	66%	65%	46%	56%	39%
National Average	56%	59%	59%	40%	46%	34%
Experienced Ever	19%	37%	39%	13%	43%	25%
National Average	22%	38%	39%	18%	32%	23%
Experienced in Past Year	10%	16%	24%	8%	14%	11%
National Average	10%	16%	24%	11%	19%	14%

High concern is determined by the percentage of respondents that rated their level of concern for each safety issue '5' or higher. Lowest concern is determined by the percentage of respondents that rated their level of concern '3' or lower.

Relevant question(s): B4. Using a scale from 1 to 7 where '1' is not at all concerned and '7' is very concerned, how concerned are you about each of the following issues happening to you? / B5. Thinking about your life in your home and in your community, please rank each issue from 1 to 6 with '1' being the issue that is most concerning to you and '6' being the issue that is least concerning to you. / B7. Have you, or has anyone in your household, experienced any of the following safety and/or security issues? Among respondents in Alabama, 100n. / B8. When did you, or anyone in your household, last experience any of the following safety and/or security issues? Among respondents in Alabama who has or someone in household has experienced each safety/security issue, base varies, 13***-43**n.

Violent Crime

Showing high concern, %

	Percentage	National Average
Being sexually assaulted by a stranger	41%	39%
Being sexually assaulted by a friend/family member	25%	23%
Getting murdered by a stranger	46%	46%
Getting murdered by a friend/family member	28%	25%
Being attacked while driving my car	46%	42%
Being physically assaulted by a stranger causing bodily injury	54%	50%
Being physically assaulted by a friend/family member causing bodily injury	27%	26%
Being robbed on the streets	58%	52%
Being the victim of terrorism	36%	39%

Relevant question(s): D2. Below are a few examples of violent crimes. Using a scale from 1 to 7 where '1' is not at all concerned and '7' is very concerned, how concerned are you about each of these violent crimes happening to you?

Property Crime

Showing high concern, %

	Percentage	National Average
Someone lighting my house on fire	33%	35%
My valuables (jewelry, watches, purse, wallet or money) being stolen	57%	53%
My electronics being stolen	49%	49%
My personal documents (e.g., photos or files) being stolen	56%	48%
My house keys being stolen	40%	39%
Someone breaking in when I am not home	61%	63%
Someone breaking in while I am home or sleeping	60%	60%
My motor vehicle being stolen	50%	46%
My motor vehicle being broken into	52%	53%
Someone vandalizing my property	48%	50%

Relevant question(s): C2. Below are a few examples of property crimes. Using a scale from 1 to 7 where '1' is not at all concerned and '7' is very concerned, how concerned are you about each of these property crimes happening to you? Among respondents in Alabama, 100n

Digital Security

Showing high concern, %

	Percentage	National Average
Someone having access to/sharing my sensitive information (e.g., emails, financial information, photos, files, browsing history)	68%	70%
My professional reputation being put at risk through online activity	46%	43%
Being hacked by a stranger	70%	69%
Being a target for identity theft	73%	74%
Losing finances through hacking or an online scam	71%	68%
Being cyberbullied/harassed	38%	35%
Being targeted by malicious strangers online	54%	54%
Talking to a stranger posing as someone else online	50%	42%
Companies accessing and profiting from my personal information	59%	61%
The government having access to my personal information and monitoring me	58%	55%

Relevant question(s): E2. Below are a few examples of digital security issues. Using a scale from 1 to 7 where '1' is not at all concerned and '7' is very concerned, how concerned are you about each of these digital security issues happening to you?

Health and Wellness

Showing high concern, %

	Percentage	National Average
Carbon monoxide poisoning	40%	35%
Choking, suffocation, and strangulation	28%	31%
Falling and causing bodily injury or death	54%	45%
Falling objects causing bodily injury or death	38%	30%
Overdosing on medicine/prescribed drugs	29%	24%
Poisoning from amphetamines, caffeine, or alcohol	34%	24%
Poisoning from household cleaning supplies	31%	26%
Open fires or burns	40%	33%
Drowning	28%	24%
Household toxin inhalation (e.g., asbestos, lead paint, mold, radon)	36%	32%

Relevant question(s): F2. Below are a few examples of health and wellness issues. Using a scale from 1 to 7 where '1' is not at all concerned and '7' is very concerned, how concerned are you about each of these health and wellness issues happening to you? Among respondents in Alabama, 100n

Environmental Safety

Showing high concern, %

	Percentage	National Average
Earthquakes	19%	31%
Mudslides/landslides	19%	22%
Volcanic eruptions	12%	19%
Floods	48%	44%
Tsunamis	14%	21%
Tornados	63%	40%
Forest fires	26%	33%
Poor air quality/air pollution	47%	54%
Surface and ground water quality	51%	52%
Animals/wildlife attacks	27%	28%

Relevant question(s): G2. Below are a few examples of environmental issues. Using a scale from 1 to 7 where '1' is not at all concerned and '7' is very concerned, how concerned are you about each of these environmental issues happening in your community?

Workplace Safety

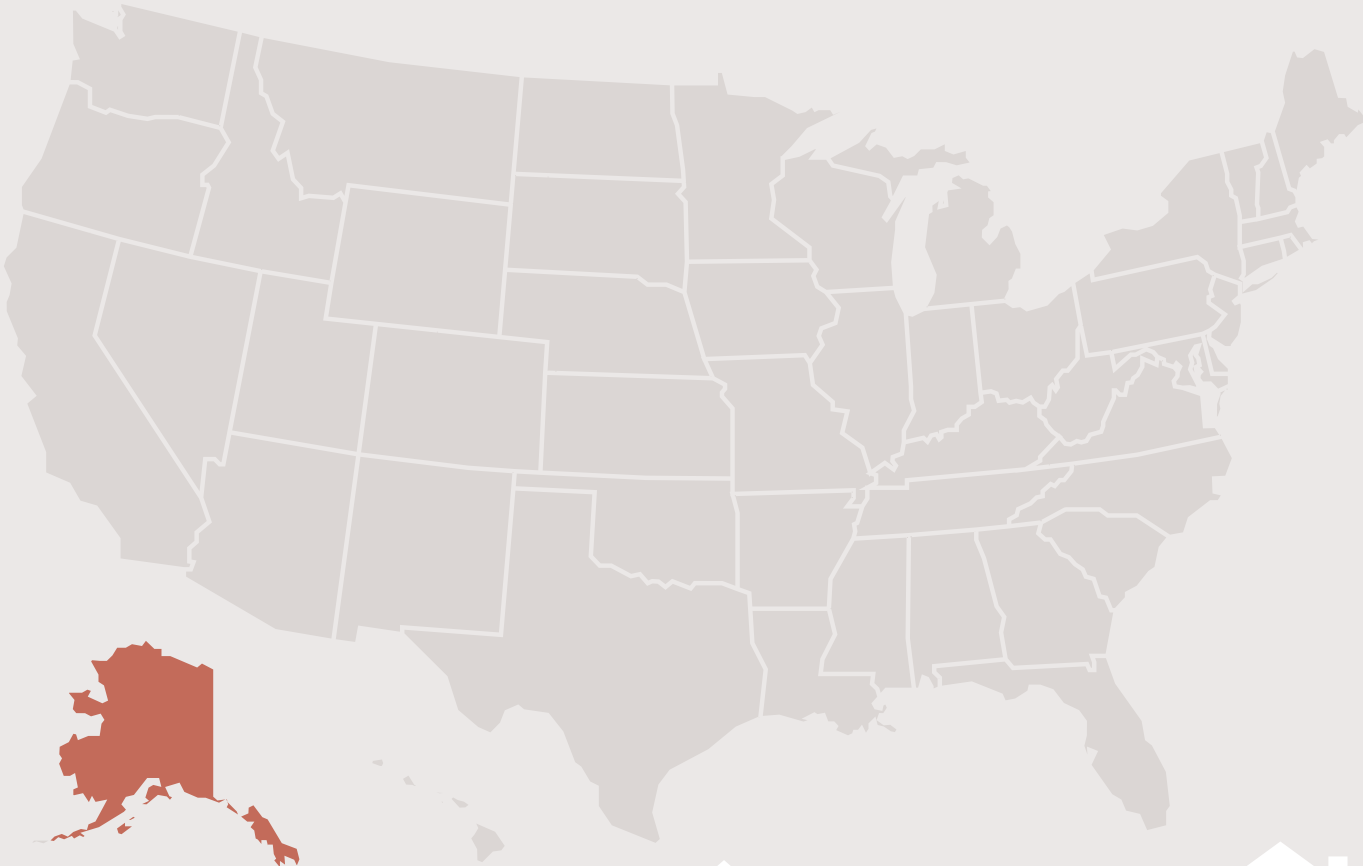
Showing high concern, %

	Percentage	National Average
Being sexually harassed or assaulted by coworkers	24%	24%
Being bullied by coworkers	27%	26%
Being physically assaulted by coworkers	27%	24%
Discrimination by coworkers	36%	33%
Losing my job	34%	38%
Limited maternity/paternity leave	21%	23%
Work overload	39%	37%
Lack of compensation/reward	43%	41%

Relevant question(s): H2. Below are a few examples of workplace issues. Using a scale from 1 to 7 where '1' is not at all concerned and '7' is very concerned, how concerned are you about each of these workplace issues happening to you? Among respondents in Alabama, 100n

State-by-State Reports:

Alaska



Property crime is the most concerning safety and security issue in Alaska.

Ranked first place as most concerning when asked to rank all six safety issues in order from most concerning (1) to least concerning (6).

Alaska

	Violent Crime	Property Crime	Digital Security	Health/Wellness	Environ-mental	Work-place
High Level of Concern	39%	56%	44%	22%	26%	18%
National Average	56%	59%	59%	40%	46%	34%
Experienced Ever	20%	46%	32%	15%	26%	18%
National Average	22%	38%	39%	18%	32%	23%
Experienced in Past Year	8%	22%	18%	7%	15%	8%
National Average	10%	16%	24%	11%	19%	14%

High concern is determined by the percentage of respondents that rated their level of concern for each safety issue '5' or higher. Lowest concern is determined by the percentage of respondents that rated their level of concern '3' or lower.

Relevant question(s): B4. Using a scale from 1 to 7 where '1' is not at all concerned and '7' is very concerned, how concerned are you about each of the following issues happening to you? / B5. Thinking about your life in your home and in your community, please rank each issue from 1 to 6 with '1' being the issue that is most concerning to you and '6' being the issue that is least concerning to you. / B7. Have you, or has anyone in your household, experienced any of the following safety and/or security issues? Among respondents in Alabama, 100n. / B8. When did you, or anyone in your household, last experience any of the following safety and/or security issues? Among respondents in Alabama who has or someone in household has experienced each safety/security issue, base varies, 13***-43**n.

Violent Crime

Showing high concern, %

	Percentage	National Average
Being sexually assaulted by a stranger	26%	39%
Being sexually assaulted by a friend/family member	16%	23%
Getting murdered by a stranger	29%	46%
Getting murdered by a friend/family member	19%	25%
Being attacked while driving my car	31%	42%
Being physically assaulted by a stranger causing bodily injury	38%	50%
Being physically assaulted by a friend/family member causing bodily injury	14%	26%
Being robbed on the streets	43%	52%
Being the victim of terrorism	20%	39%

Relevant question(s): D2. Below are a few examples of violent crimes. Using a scale from 1 to 7 where '1' is not at all concerned and '7' is very concerned, how concerned are you about each of these violent crimes happening to you?

Property Crime

Showing high concern, %

	Percentage	National Average
Someone lighting my house on fire	23%	35%
My valuables (jewelry, watches, purse, wallet or money) being stolen	45%	53%
My electronics being stolen	35%	49%
My personal documents (e.g., photos or files) being stolen	32%	48%
My house keys being stolen	23%	39%
Someone breaking in when I am not home	54%	63%
Someone breaking in while I am home or sleeping	41%	60%
My motor vehicle being stolen	50%	46%
My motor vehicle being broken into	57%	53%
Someone vandalizing my property	44%	50%

Relevant question(s): C2. Below are a few examples of property crimes. Using a scale from 1 to 7 where '1' is not at all concerned and '7' is very concerned, how concerned are you about each of these property crimes happening to you? Among respondents in Alabama, 100n

Digital Security

Showing high concern, %

	Percentage	National Average
Someone having access to/sharing my sensitive information (e.g., emails, financial information, photos, files, browsing history)	62%	70%
My professional reputation being put at risk through online activity	24%	43%
Being hacked by a stranger	50%	69%
Being a target for identity theft	63%	74%
Losing finances through hacking or an online scam	54%	68%
Being cyberbullied/harassed	13%	35%
Being targeted by malicious strangers online	30%	54%
Talking to a stranger posing as someone else online	31%	42%
Companies accessing and profiting from my personal information	53%	61%
The government having access to my personal information and monitoring me	38%	55%

Relevant question(s): E2. Below are a few examples of digital security issues. Using a scale from 1 to 7 where '1' is not at all concerned and '7' is very concerned, how concerned are you about each of these digital security issues happening to you?

Health and Wellness

Showing high concern, %

	Percentage	National Average
Carbon monoxide poisoning	18%	35%
Choking, suffocation, and strangulation	10%	31%
Falling and causing bodily injury or death	28%	45%
Falling objects causing bodily injury or death	10%	30%
Overdosing on medicine/prescribed drugs	13%	24%
Poisoning from amphetamines, caffeine, or alcohol	7%	24%
Poisoning from household cleaning supplies	11%	26%
Open fires or burns	15%	33%
Drowning	12%	24%
Household toxin inhalation (e.g., asbestos, lead paint, mold, radon)	13%	32%

Relevant question(s): F2. Below are a few examples of health and wellness issues. Using a scale from 1 to 7 where '1' is not at all concerned and '7' is very concerned, how concerned are you about each of these health and wellness issues happening to you? Among respondents in Alabama, 100n

Environmental Safety

Showing high concern, %

	Percentage	National Average
Earthquakes	59%	31%
Mudslides/landslides	19%	22%
Volcanic eruptions	24%	19%
Floods	22%	44%
Tsunamis	25%	21%
Tornados	8%	40%
Forest fires	30%	33%
Poor air quality/air pollution	28%	54%
Surface and ground water quality	32%	52%
Animals/wildlife attacks	39%	28%

Relevant question(s): G2. Below are a few examples of environmental issues. Using a scale from 1 to 7 where '1' is not at all concerned and '7' is very concerned, how concerned are you about each of these environmental issues happening in your community?

Workplace Safety

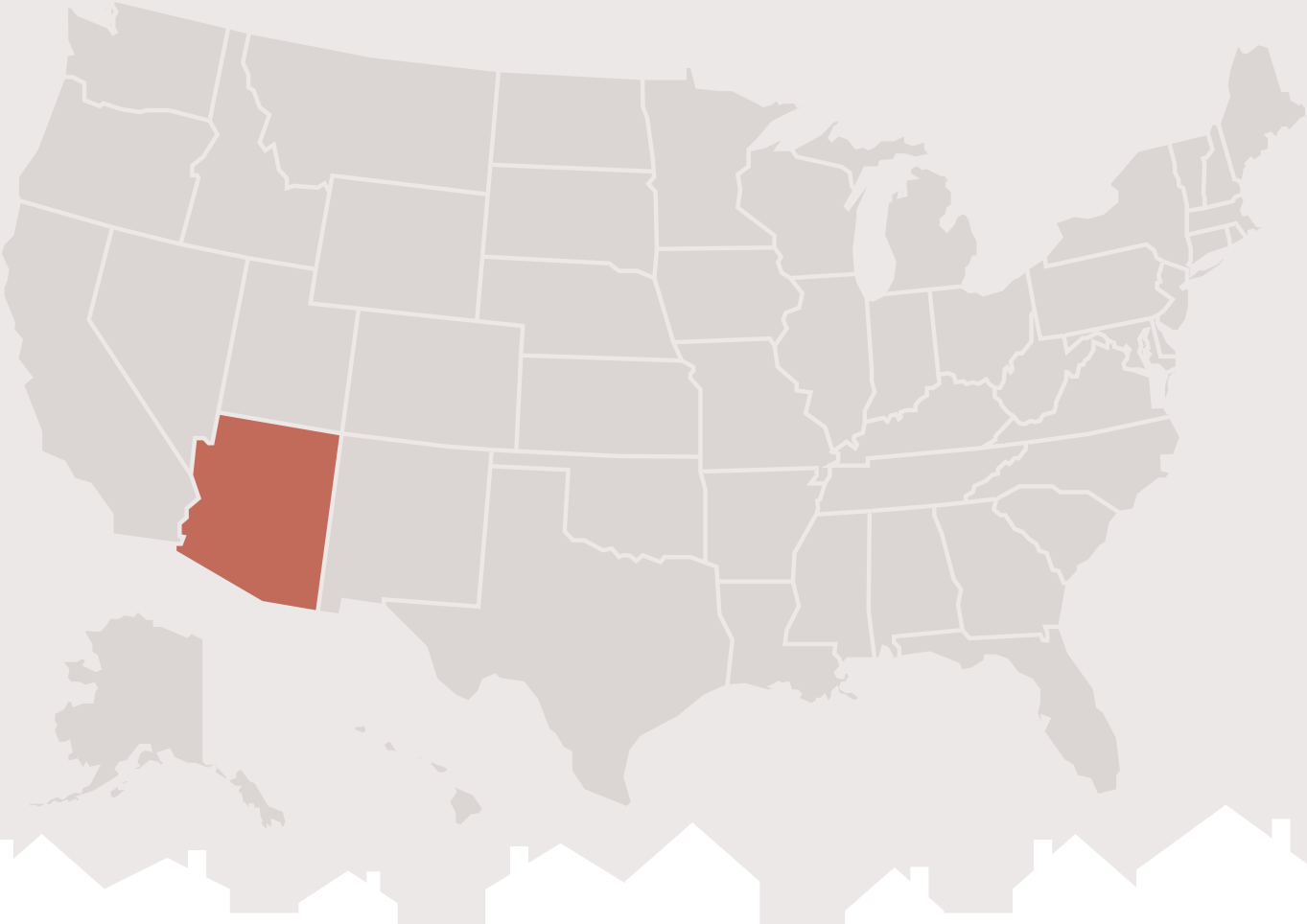
Showing high concern, %

	Percentage	National Average
Being sexually harassed or assaulted by coworkers	10%	24%
Being bullied by coworkers	19%	26%
Being physically assaulted by coworkers	11%	24%
Discrimination by coworkers	19%	33%
Losing my job	29%	38%
Limited maternity/paternity leave	13%	23%
Work overload	34%	37%
Lack of compensation/reward	34%	41%

Relevant question(s): H2. Below are a few examples of workplace issues. Using a scale from 1 to 7 where '1' is not at all concerned and '7' is very concerned, how concerned are you about each of these workplace issues happening to you? Among respondents in Alabama, 100n

State-by-State Reports:

Arizona



Violent crime is the most concerning safety and security issue in Arizona.

Ranked first place as most concerning when asked to rank all six safety issues in order from most concerning (1) to least concerning (6).

Arizona

	Violent Crime	Property Crime	Digital Security	Health/Wellness	Environmental	Work-place
High Level of Concern	53%	57%	57%	37%	45%	31%
National Average	56%	59%	59%	40%	46%	34%
Experienced Ever	25%	41%	40%	21%	33%	30%
National Average	22%	38%	39%	18%	32%	23%
Experienced in Past Year	10%	17%	22%	14%	22%	16%
National Average	10%	16%	24%	11%	19%	14%

High concern is determined by the percentage of respondents that rated their level of concern for each safety issue '5' or higher. Lowest concern is determined by the percentage of respondents that rated their level of concern '3' or lower.

Relevant question(s): B4. Using a scale from 1 to 7 where '1' is not at all concerned and '7' is very concerned, how concerned are you about each of the following issues happening to you? / B5. Thinking about your life in your home and in your community, please rank each issue from 1 to 6 with '1' being the issue that is most concerning to you and '6' being the issue that is least concerning to you. / B7. Have you, or has anyone in your household, experienced any of the following safety and/or security issues? Among respondents in Alabama, 100n. / B8. When did you, or anyone in your household, last experience any of the following safety and/or security issues? Among respondents in Alabama who has or someone in household has experienced each safety/security issue, base varies, 13***-43**n.

Violent Crime

Showing high concern, %

	Percentage	National Average
Being sexually assaulted by a stranger	37%	39%
Being sexually assaulted by a friend/family member	21%	23%
Getting murdered by a stranger	46%	46%
Getting murdered by a friend/family member	24%	25%
Being attacked while driving my car	39%	42%
Being physically assaulted by a stranger causing bodily injury	50%	50%
Being physically assaulted by a friend/family member causing bodily injury	23%	26%
Being robbed on the streets	48%	52%
Being the victim of terrorism	40%	39%

Relevant question(s): D2. Below are a few examples of violent crimes. Using a scale from 1 to 7 where '1' is not at all concerned and '7' is very concerned, how concerned are you about each of these violent crimes happening to you?

Property Crime

Showing high concern, %

	Percentage	National Average
Someone lighting my house on fire	31%	35%
My valuables (jewelry, watches, purse, wallet or money) being stolen	52%	53%
My electronics being stolen	47%	49%
My personal documents (e.g., photos or files) being stolen	53%	48%
My house keys being stolen	38%	39%
Someone breaking in when I am not home	56%	63%
Someone breaking in while I am home or sleeping	60%	60%
My motor vehicle being stolen	47%	46%
My motor vehicle being broken into	53%	53%
Someone vandalizing my property	45%	50%

Relevant question(s): C2. Below are a few examples of property crimes. Using a scale from 1 to 7 where '1' is not at all concerned and '7' is very concerned, how concerned are you about each of these property crimes happening to you? Among respondents in Alabama, 100n

Digital Security

Showing high concern, %

	Percentage	National Average
Someone having access to/sharing my sensitive information (e.g., emails, financial information, photos, files, browsing history)	70%	70%
My professional reputation being put at risk through online activity	44%	43%
Being hacked by a stranger	72%	69%
Being a target for identity theft	76%	74%
Losing finances through hacking or an online scam	77%	68%
Being cyberbullied/harassed	36%	35%
Being targeted by malicious strangers online	59%	54%
Talking to a stranger posing as someone else online	39%	42%
Companies accessing and profiting from my personal information	65%	61%
The government having access to my personal information and monitoring me	54%	55%

Relevant question(s): E2. Below are a few examples of digital security issues. Using a scale from 1 to 7 where '1' is not at all concerned and '7' is very concerned, how concerned are you about each of these digital security issues happening to you?

Health and Wellness

Showing high concern, %

	Percentage	National Average
Carbon monoxide poisoning	39%	35%
Choking, suffocation, and strangulation	29%	31%
Falling and causing bodily injury or death	47%	45%
Falling objects causing bodily injury or death	28%	30%
Overdosing on medicine/prescribed drugs	23%	24%
Poisoning from amphetamines, caffeine, or alcohol	17%	24%
Poisoning from household cleaning supplies	22%	26%
Open fires or burns	27%	33%
Drowning	18%	24%
Household toxin inhalation (e.g., asbestos, lead paint, mold, radon)	33%	32%

Relevant question(s): F2. Below are a few examples of health and wellness issues. Using a scale from 1 to 7 where '1' is not at all concerned and '7' is very concerned, how concerned are you about each of these health and wellness issues happening to you? Among respondents in Alabama, 100n

Environmental Safety

Showing high concern, %

	Percentage	National Average
Earthquakes	26%	31%
Mudslides/landslides	21%	22%
Volcanic eruptions	18%	19%
Floods	35%	44%
Tsunamis	18%	21%
Tornados	24%	40%
Forest fires	42%	33%
Poor air quality/air pollution	63%	54%
Surface and ground water quality	56%	52%
Animals/wildlife attacks	30%	28%

Relevant question(s): G2. Below are a few examples of environmental issues. Using a scale from 1 to 7 where '1' is not at all concerned and '7' is very concerned, how concerned are you about each of these environmental issues happening in your community?

Workplace Safety

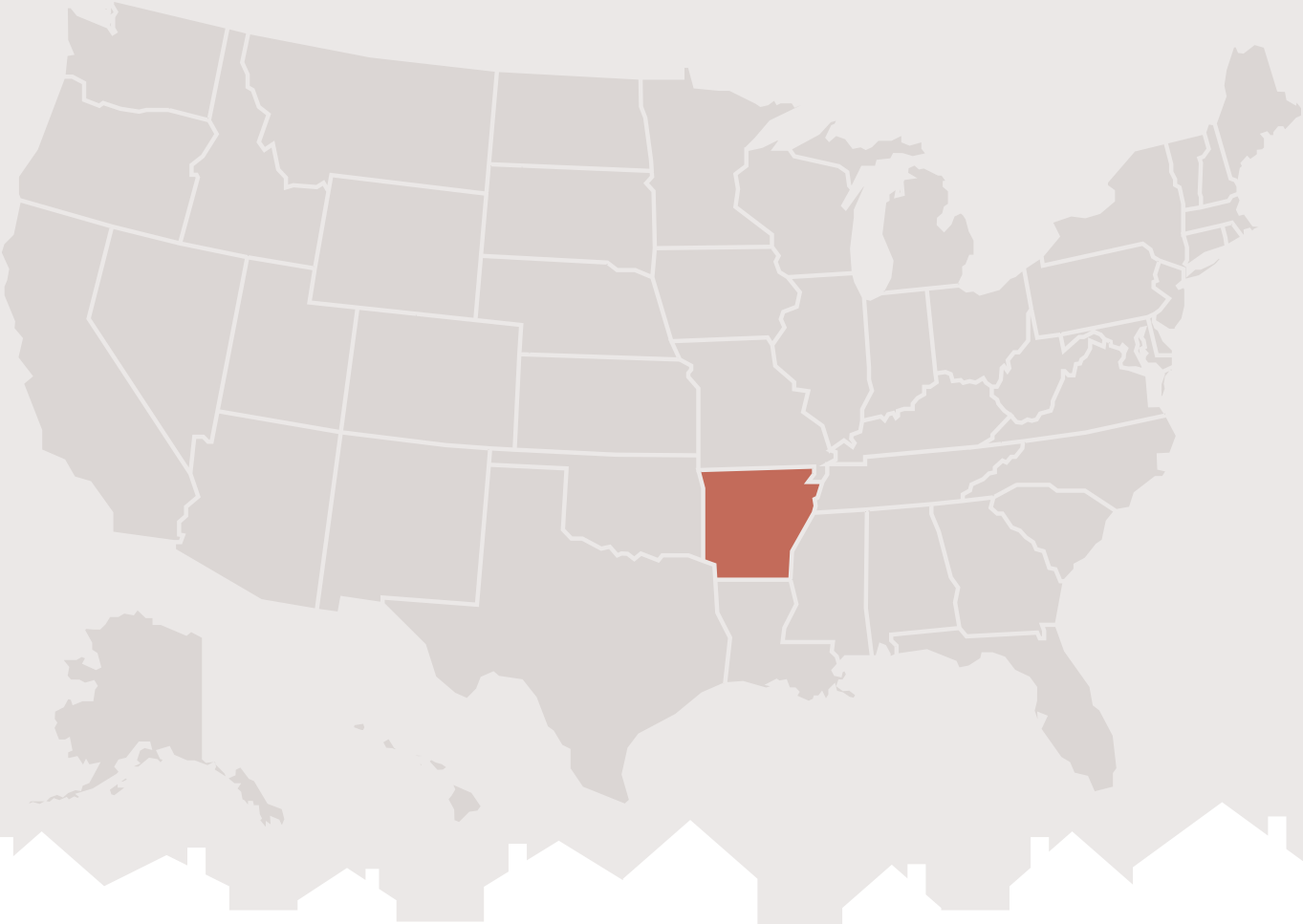
Showing high concern, %

	Percentage	National Average
Being sexually harassed or assaulted by coworkers	19%	24%
Being bullied by coworkers	28%	26%
Being physically assaulted by coworkers	20%	24%
Discrimination by coworkers	36%	33%
Losing my job	39%	38%
Limited maternity/paternity leave	21%	23%
Work overload	37%	37%
Lack of compensation/reward	40%	41%

Relevant question(s): H2. Below are a few examples of workplace issues. Using a scale from 1 to 7 where '1' is not at all concerned and '7' is very concerned, how concerned are you about each of these workplace issues happening to you? Among respondents in Alabama, 100n

State-by-State Reports:

Arkansas



Violent crime is the most concerning safety and security issue in Arkansas.

Ranked first place as most concerning when asked to rank all six safety issues in order from most concerning (1) to least concerning (6).

Arkansas

	Violent Crime	Property Crime	Digital Security	Health/Wellness	Environmental	Work-place
High Level of Concern	57%	60%	52%	40%	43%	26%
National Average	56%	59%	59%	40%	46%	34%
Experienced Ever	20%	43%	26%	17%	31%	28%
National Average	22%	38%	39%	18%	32%	23%
Experienced in Past Year	10%	20%	20%	10%	18%	20%
National Average	10%	16%	24%	11%	19%	14%

High concern is determined by the percentage of respondents that rated their level of concern for each safety issue '5' or higher. Lowest concern is determined by the percentage of respondents that rated their level of concern '3' or lower.

Relevant question(s): B4. Using a scale from 1 to 7 where '1' is not at all concerned and '7' is very concerned, how concerned are you about each of the following issues happening to you? / B5. Thinking about your life in your home and in your community, please rank each issue from 1 to 6 with '1' being the issue that is most concerning to you and '6' being the issue that is least concerning to you. / B7. Have you, or has anyone in your household, experienced any of the following safety and/or security issues? Among respondents in Alabama, 100n. / B8. When did you, or anyone in your household, last experience any of the following safety and/or security issues? Among respondents in Alabama who has or someone in household has experienced each safety/security issue, base varies, 13***-43**n.

Violent Crime

Showing high concern, %

	Percentage	National Average
Being sexually assaulted by a stranger	38%	39%
Being sexually assaulted by a friend/family member	27%	23%
Getting murdered by a stranger	45%	46%
Getting murdered by a friend/family member	22%	25%
Being attacked while driving my car	40%	42%
Being physically assaulted by a stranger causing bodily injury	50%	50%
Being physically assaulted by a friend/family member causing bodily injury	30%	26%
Being robbed on the streets	40%	52%
Being the victim of terrorism	36%	39%

Relevant question(s): D2. Below are a few examples of violent crimes. Using a scale from 1 to 7 where '1' is not at all concerned and '7' is very concerned, how concerned are you about each of these violent crimes happening to you?

Property Crime

Showing high concern, %

	Percentage	National Average
Someone lighting my house on fire	33%	35%
My valuables (jewelry, watches, purse, wallet or money) being stolen	49%	53%
My electronics being stolen	49%	49%
My personal documents (e.g., photos or files) being stolen	47%	48%
My house keys being stolen	36%	39%
Someone breaking in when I am not home	61%	63%
Someone breaking in while I am home or sleeping	54%	60%
My motor vehicle being stolen	38%	46%
My motor vehicle being broken into	49%	53%
Someone vandalizing my property	52%	50%

Relevant question(s): C2. Below are a few examples of property crimes. Using a scale from 1 to 7 where '1' is not at all concerned and '7' is very concerned, how concerned are you about each of these property crimes happening to you? Among respondents in Alabama, 100n

Digital Security

Showing high concern, %

	Percentage	National Average
Someone having access to/sharing my sensitive information (e.g., emails, financial information, photos, files, browsing history)	62%	70%
My professional reputation being put at risk through online activity	38%	43%
Being hacked by a stranger	59%	69%
Being a target for identity theft	68%	74%
Losing finances through hacking or an online scam	60%	68%
Being cyberbullied/harassed	26%	35%
Being targeted by malicious strangers online	51%	54%
Talking to a stranger posing as someone else online	37%	42%
Companies accessing and profiting from my personal information	54%	61%
The government having access to my personal information and monitoring me	54%	55%

Relevant question(s): E2. Below are a few examples of digital security issues. Using a scale from 1 to 7 where '1' is not at all concerned and '7' is very concerned, how concerned are you about each of these digital security issues happening to you?

Health and Wellness

Showing high concern, %

	Percentage	National Average
Carbon monoxide poisoning	32%	35%
Choking, suffocation, and strangulation	23%	31%
Falling and causing bodily injury or death	44%	45%
Falling objects causing bodily injury or death	32%	30%
Overdosing on medicine/prescribed drugs	19%	24%
Poisoning from amphetamines, caffeine, or alcohol	18%	24%
Poisoning from household cleaning supplies	19%	26%
Open fires or burns	32%	33%
Drowning	24%	24%
Household toxin inhalation (e.g., asbestos, lead paint, mold, radon)	26%	32%

Relevant question(s): F2. Below are a few examples of health and wellness issues. Using a scale from 1 to 7 where '1' is not at all concerned and '7' is very concerned, how concerned are you about each of these health and wellness issues happening to you? Among respondents in Alabama, 100n

Environmental Safety

Showing high concern, %

	Percentage	National Average
Earthquakes	23%	31%
Mudslides/landslides	19%	22%
Volcanic eruptions	15%	19%
Floods	42%	44%
Tsunamis	15%	21%
Tornados	52%	40%
Forest fires	27%	33%
Poor air quality/air pollution	37%	54%
Surface and ground water quality	47%	52%
Animals/wildlife attacks	31%	28%

Relevant question(s): G2. Below are a few examples of environmental issues. Using a scale from 1 to 7 where '1' is not at all concerned and '7' is very concerned, how concerned are you about each of these environmental issues happening in your community?

Workplace Safety

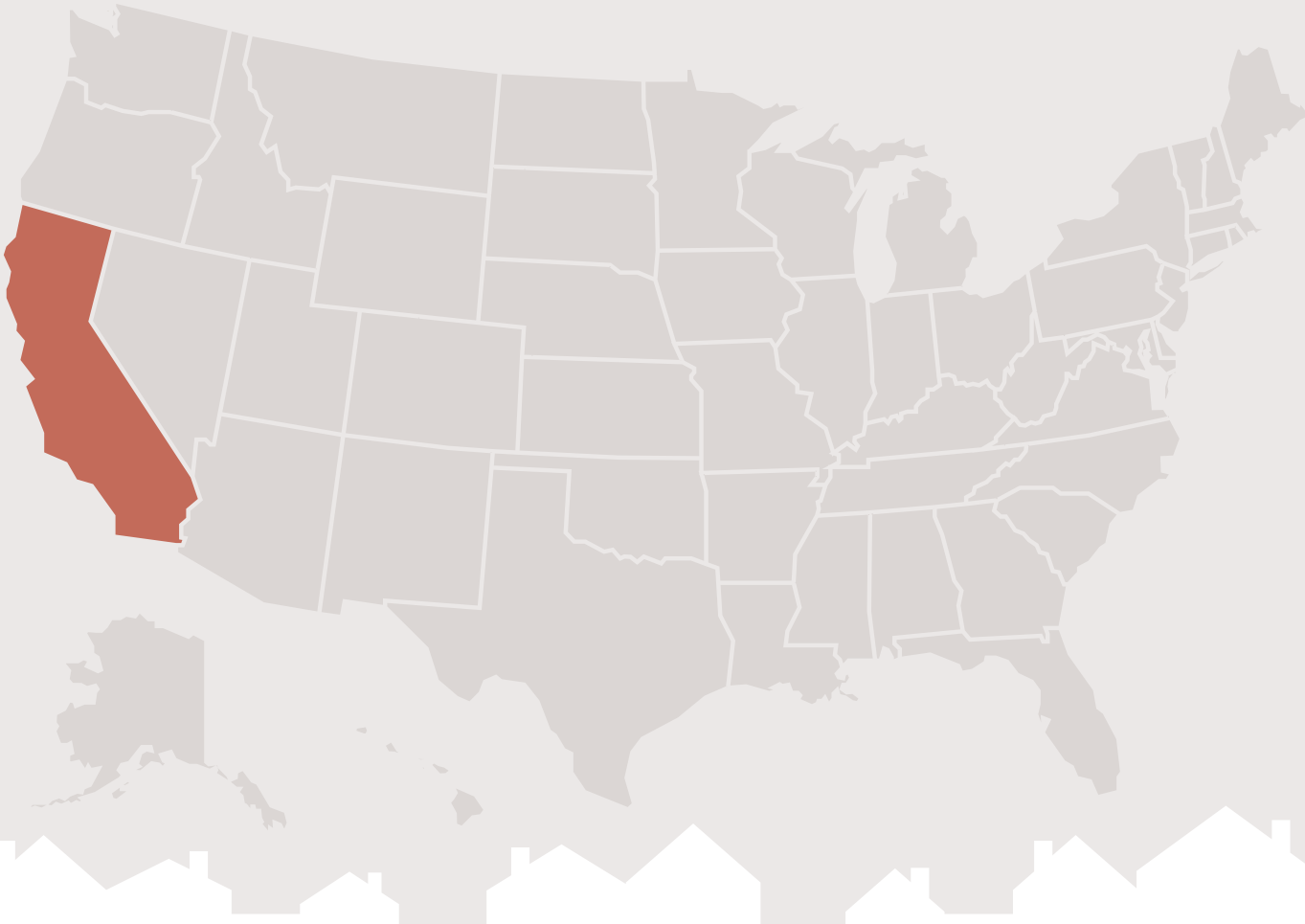
Showing high concern, %

	Percentage	National Average
Being sexually harassed or assaulted by coworkers	24%	24%
Being bullied by coworkers	22%	26%
Being physically assaulted by coworkers	20%	24%
Discrimination by coworkers	32%	33%
Losing my job	41%	38%
Limited maternity/paternity leave	21%	23%
Work overload	30%	37%
Lack of compensation/reward	39%	41%

Relevant question(s): H2. Below are a few examples of workplace issues. Using a scale from 1 to 7 where '1' is not at all concerned and '7' is very concerned, how concerned are you about each of these workplace issues happening to you? Among respondents in Alabama, 100n

State-by-State Reports:

California



Property crime is the most concerning safety and security issue in California.

Ranked first place as most concerning when asked to rank all six safety issues in order from most concerning (1) to least concerning (6).

California

	Violent Crime	Property Crime	Digital Security	Health/Wellness	Environmental	Work-place
High Level of Concern	60%	64%	60%	44%	42%	44%
National Average	56%	59%	59%	40%	46%	34%
Experienced Ever	22%	42%	41%	23%	23%	23%
National Average	22%	38%	39%	18%	32%	23%
Experienced in Past Year	16%	21%	27%	16%	18%	17%
National Average	10%	16%	24%	11%	19%	14%

High concern is determined by the percentage of respondents that rated their level of concern for each safety issue '5' or higher. Lowest concern is determined by the percentage of respondents that rated their level of concern '3' or lower.

Relevant question(s): B4. Using a scale from 1 to 7 where '1' is not at all concerned and '7' is very concerned, how concerned are you about each of the following issues happening to you? / B5. Thinking about your life in your home and in your community, please rank each issue from 1 to 6 with '1' being the issue that is most concerning to you and '6' being the issue that is least concerning to you. / B7. Have you, or has anyone in your household, experienced any of the following safety and/or security issues? Among respondents in Alabama, 100n. / B8. When did you, or anyone in your household, last experience any of the following safety and/or security issues? Among respondents in Alabama who has or someone in household has experienced each safety/security issue, base varies, 13***-43**n.

Violent Crime

Showing high concern, %

	Percentage	National Average
Being sexually assaulted by a stranger	47%	39%
Being sexually assaulted by a friend/family member	26%	23%
Getting murdered by a stranger	50%	46%
Getting murdered by a friend/family member	25%	25%
Being attacked while driving my car	50%	42%
Being physically assaulted by a stranger causing bodily injury	61%	50%
Being physically assaulted by a friend/family member causing bodily injury	29%	26%
Being robbed on the streets	60%	52%
Being the victim of terrorism	43%	39%

Relevant question(s): D2. Below are a few examples of violent crimes. Using a scale from 1 to 7 where '1' is not at all concerned and '7' is very concerned, how concerned are you about each of these violent crimes happening to you?

Property Crime

Showing high concern, %

	Percentage	National Average
Someone lighting my house on fire	42%	35%
My valuables (jewelry, watches, purse, wallet or money) being stolen	56%	53%
My electronics being stolen	50%	49%
My personal documents (e.g., photos or files) being stolen	48%	48%
My house keys being stolen	44%	39%
Someone breaking in when I am not home	64%	63%
Someone breaking in while I am home or sleeping	65%	60%
My motor vehicle being stolen	53%	46%
My motor vehicle being broken into	57%	53%
Someone vandalizing my property	55%	50%

Relevant question(s): C2. Below are a few examples of property crimes. Using a scale from 1 to 7 where '1' is not at all concerned and '7' is very concerned, how concerned are you about each of these property crimes happening to you? Among respondents in Alabama, 100n

Digital Security

Showing high concern, %

	Percentage	National Average
Someone having access to/sharing my sensitive information (e.g., emails, financial information, photos, files, browsing history)	74%	70%
My professional reputation being put at risk through online activity	40%	43%
Being hacked by a stranger	71%	69%
Being a target for identity theft	75%	74%
Losing finances through hacking or an online scam	70%	68%
Being cyberbullied/harassed	42%	35%
Being targeted by malicious strangers online	56%	54%
Talking to a stranger posing as someone else online	45%	42%
Companies accessing and profiting from my personal information	68%	61%
The government having access to my personal information and monitoring me	57%	55%

Relevant question(s): E2. Below are a few examples of digital security issues. Using a scale from 1 to 7 where '1' is not at all concerned and '7' is very concerned, how concerned are you about each of these digital security issues happening to you?

Health and Wellness

Showing high concern, %

	Percentage	National Average
Carbon monoxide poisoning	39%	35%
Choking, suffocation, and strangulation	38%	31%
Falling and causing bodily injury or death	50%	45%
Falling objects causing bodily injury or death	38%	30%
Overdosing on medicine/prescribed drugs	32%	24%
Poisoning from amphetamines, caffeine, or alcohol	32%	24%
Poisoning from household cleaning supplies	33%	26%
Open fires or burns	38%	33%
Drowning	36%	24%
Household toxin inhalation (e.g., asbestos, lead paint, mold, radon)	35%	32%

Relevant question(s): F2. Below are a few examples of health and wellness issues. Using a scale from 1 to 7 where '1' is not at all concerned and '7' is very concerned, how concerned are you about each of these health and wellness issues happening to you? Among respondents in Alabama, 100n

Environmental Safety

Showing high concern, %

	Percentage	National Average
Earthquakes	60%	31%
Mudslides/landslides	31%	22%
Volcanic eruptions	27%	19%
Floods	39%	44%
Tsunamis	30%	21%
Tornados	27%	40%
Forest fires	54%	33%
Poor air quality/air pollution	72%	54%
Surface and ground water quality	52%	52%
Animals/wildlife attacks	35%	28%

Relevant question(s): G2. Below are a few examples of environmental issues. Using a scale from 1 to 7 where '1' is not at all concerned and '7' is very concerned, how concerned are you about each of these environmental issues happening in your community?

Workplace Safety

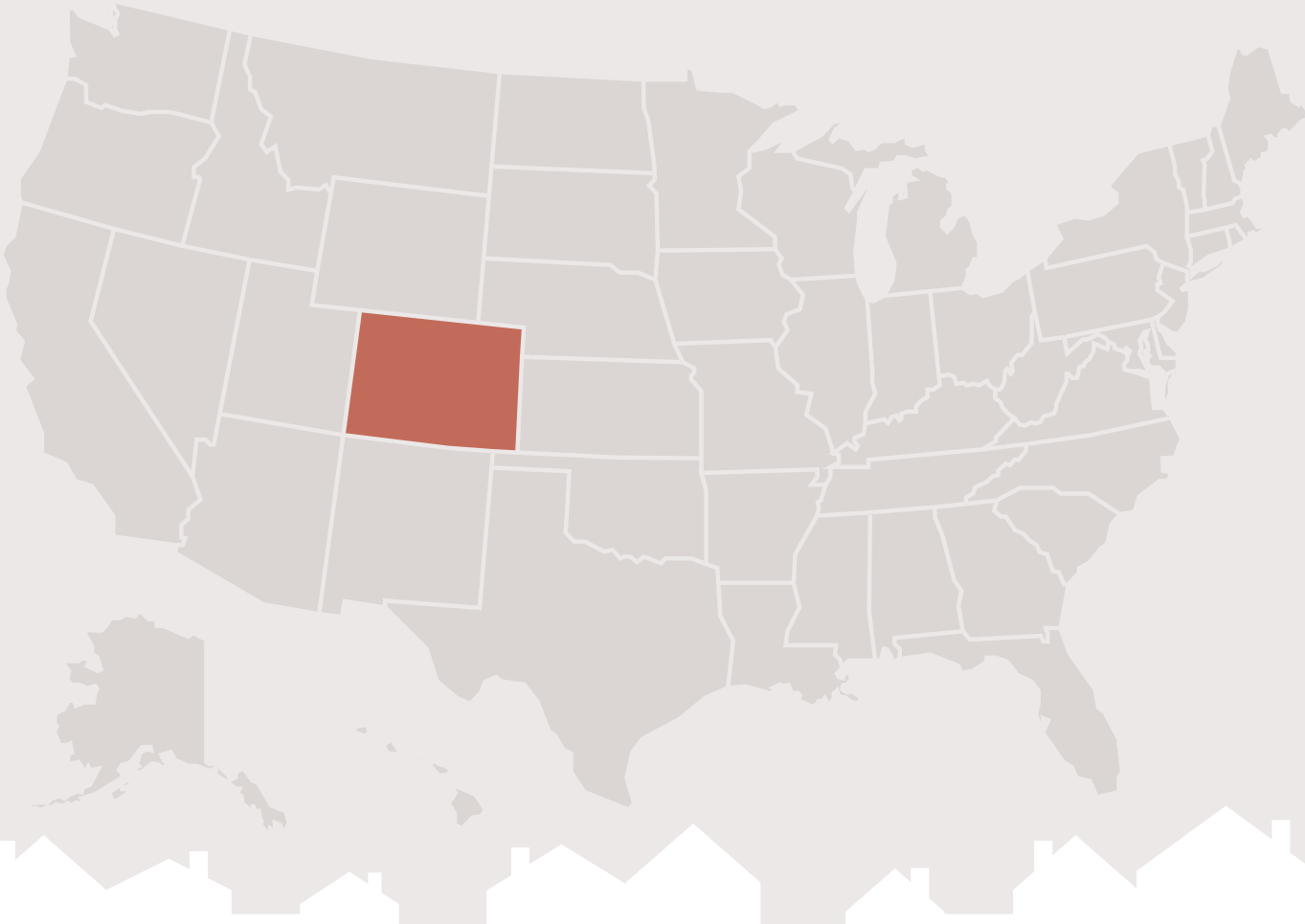
Showing high concern, %

	Percentage	National Average
Being sexually harassed or assaulted by coworkers	26%	24%
Being bullied by coworkers	30%	26%
Being physically assaulted by coworkers	33%	24%
Discrimination by coworkers	38%	33%
Losing my job	42%	38%
Limited maternity/paternity leave	31%	23%
Work overload	43%	37%
Lack of compensation/reward	41%	41%

Relevant question(s): H2. Below are a few examples of workplace issues. Using a scale from 1 to 7 where '1' is not at all concerned and '7' is very concerned, how concerned are you about each of these workplace issues happening to you? Among respondents in Alabama, 100n

State-by-State Reports:

Colorado



Digital security is the most concerning safety and security issue in Colorado.

Ranked first place as most concerning when asked to rank all six safety issues in order from most concerning (1) to least concerning (6).

Colorado

	Violent Crime	Property Crime	Digital Security	Health/Wellness	Environmental	Work-place
High Level of Concern	57%	64%	64%	36%	48%	32%
National Average	56%	59%	59%	40%	46%	34%
Experienced Ever	14%	40%	42%	21%	39%	31%
National Average	22%	38%	39%	18%	32%	23%
Experienced in Past Year	6%	21%	31%	10%	21%	14%
National Average	10%	16%	24%	11%	19%	14%

High concern is determined by the percentage of respondents that rated their level of concern for each safety issue '5' or higher. Lowest concern is determined by the percentage of respondents that rated their level of concern '3' or lower.

Relevant question(s): B4. Using a scale from 1 to 7 where '1' is not at all concerned and '7' is very concerned, how concerned are you about each of the following issues happening to you? / B5. Thinking about your life in your home and in your community, please rank each issue from 1 to 6 with '1' being the issue that is most concerning to you and '6' being the issue that is least concerning to you. / B7. Have you, or has anyone in your household, experienced any of the following safety and/or security issues? Among respondents in Alabama, 100n. / B8. When did you, or anyone in your household, last experience any of the following safety and/or security issues? Among respondents in Alabama who has or someone in household has experienced each safety/security issue, base varies, 13***-43**n.

Violent Crime

Showing high concern, %

	Percentage	National Average
Being sexually assaulted by a stranger	40%	39%
Being sexually assaulted by a friend/family member	22%	23%
Getting murdered by a stranger	50%	46%
Getting murdered by a friend/family member	21%	25%
Being attacked while driving my car	41%	42%
Being physically assaulted by a stranger causing bodily injury	55%	50%
Being physically assaulted by a friend/family member causing bodily injury	24%	26%
Being robbed on the streets	55%	52%
Being the victim of terrorism	38%	39%

Relevant question(s): D2. Below are a few examples of violent crimes. Using a scale from 1 to 7 where '1' is not at all concerned and '7' is very concerned, how concerned are you about each of these violent crimes happening to you?

Property Crime

Showing high concern, %

	Percentage	National Average
Someone lighting my house on fire	36%	35%
My valuables (jewelry, watches, purse, wallet or money) being stolen	54%	53%
My electronics being stolen	51%	49%
My personal documents (e.g., photos or files) being stolen	47%	48%
My house keys being stolen	41%	39%
Someone breaking in when I am not home	67%	63%
Someone breaking in while I am home or sleeping	62%	60%
My motor vehicle being stolen	60%	46%
My motor vehicle being broken into	63%	53%
Someone vandalizing my property	49%	50%

Relevant question(s): C2. Below are a few examples of property crimes. Using a scale from 1 to 7 where '1' is not at all concerned and '7' is very concerned, how concerned are you about each of these property crimes happening to you? Among respondents in Alabama, 100n

Digital Security

Showing high concern, %

	Percentage	National Average
Someone having access to/sharing my sensitive information (e.g., emails, financial information, photos, files, browsing history)	77%	70%
My professional reputation being put at risk through online activity	47%	43%
Being hacked by a stranger	76%	69%
Being a target for identity theft	79%	74%
Losing finances through hacking or an online scam	73%	68%
Being cyberbullied/harassed	33%	35%
Being targeted by malicious strangers online	55%	54%
Talking to a stranger posing as someone else online	46%	42%
Companies accessing and profiting from my personal information	61%	61%
The government having access to my personal information and monitoring me	64%	55%

Relevant question(s): E2. Below are a few examples of digital security issues. Using a scale from 1 to 7 where '1' is not at all concerned and '7' is very concerned, how concerned are you about each of these digital security issues happening to you?

Health and Wellness

Showing high concern, %

	Percentage	National Average
Carbon monoxide poisoning	43%	35%
Choking, suffocation, and strangulation	30%	31%
Falling and causing bodily injury or death	47%	45%
Falling objects causing bodily injury or death	29%	30%
Overdosing on medicine/prescribed drugs	27%	24%
Poisoning from amphetamines, caffeine, or alcohol	31%	24%
Poisoning from household cleaning supplies	30%	26%
Open fires or burns	40%	33%
Drowning	27%	24%
Household toxin inhalation (e.g., asbestos, lead paint, mold, radon)	38%	32%

Relevant question(s): F2. Below are a few examples of health and wellness issues. Using a scale from 1 to 7 where '1' is not at all concerned and '7' is very concerned, how concerned are you about each of these health and wellness issues happening to you? Among respondents in Alabama, 100n

Environmental Safety

Showing high concern, %

	Percentage	National Average
Earthquakes	19%	31%
Mudslides/landslides	25%	22%
Volcanic eruptions	16%	19%
Floods	44%	44%
Tsunamis	18%	21%
Tornados	38%	40%
Forest fires	58%	33%
Poor air quality/air pollution	57%	54%
Surface and ground water quality	53%	52%
Animals/wildlife attacks	30%	28%

Relevant question(s): G2. Below are a few examples of environmental issues. Using a scale from 1 to 7 where '1' is not at all concerned and '7' is very concerned, how concerned are you about each of these environmental issues happening in your community?

Workplace Safety

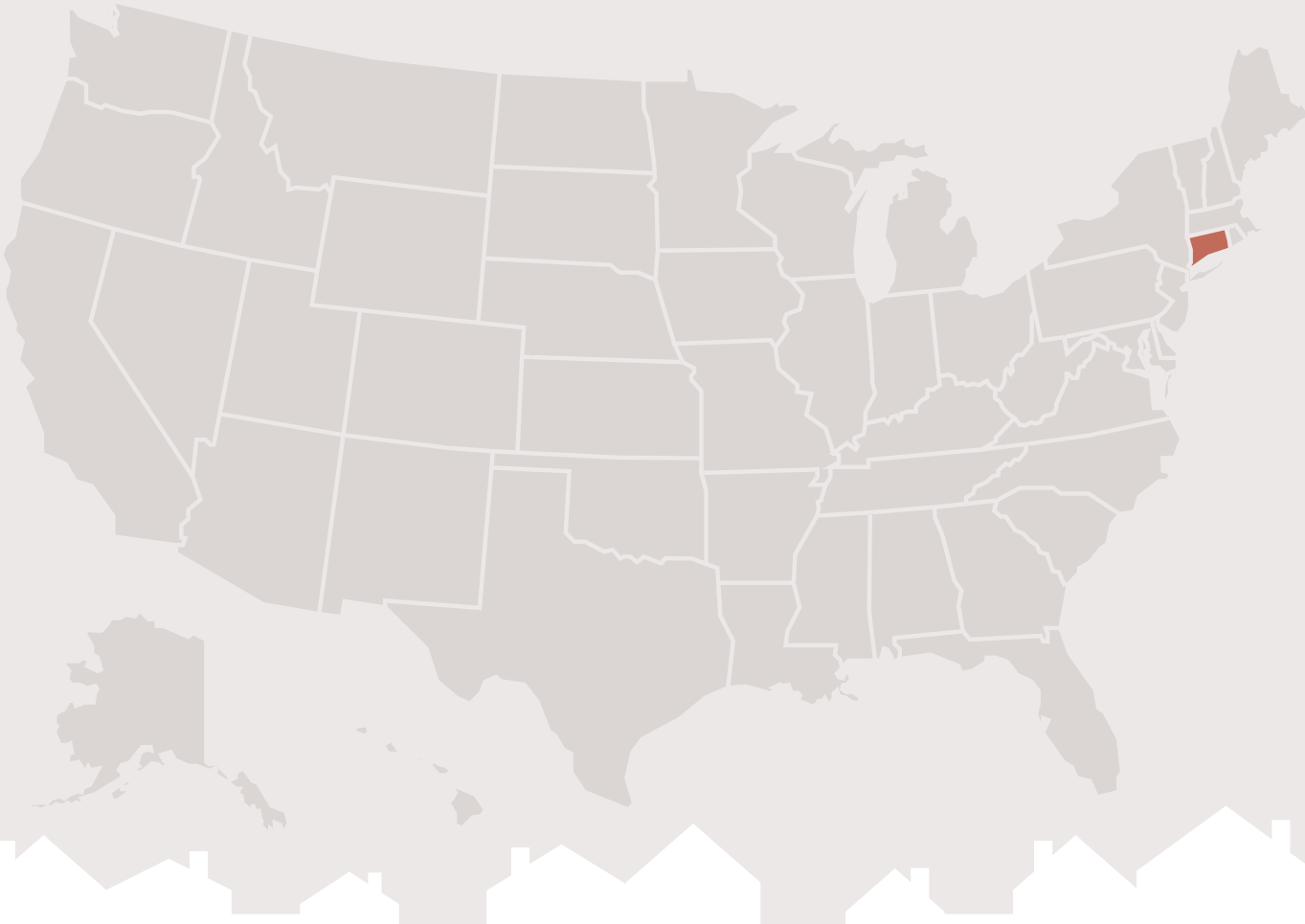
Showing high concern, %

	Percentage	National Average
Being sexually harassed or assaulted by coworkers	25%	24%
Being bullied by coworkers	31%	26%
Being physically assaulted by coworkers	23%	24%
Discrimination by coworkers	38%	33%
Losing my job	38%	38%
Limited maternity/paternity leave	25%	23%
Work overload	44%	37%
Lack of compensation/reward	44%	41%

Relevant question(s): H2. Below are a few examples of workplace issues. Using a scale from 1 to 7 where '1' is not at all concerned and '7' is very concerned, how concerned are you about each of these workplace issues happening to you? Among respondents in Alabama, 100n

State-by-State Reports:

Connecticut



Violent crime is the most concerning safety and security issue in Connecticut.

Ranked first place as most concerning when asked to rank all six safety issues in order from most concerning (1) to least concerning (6).

Connecticut

	Violent Crime	Property Crime	Digital Security	Health/Wellness	Environmental	Work-place
High Level of Concern	53%	54%	62%	31%	42%	27%
National Average	56%	59%	59%	40%	46%	34%
Experienced Ever	16%	30%	34%	13%	30%	20%
National Average	22%	38%	39%	18%	32%	23%
Experienced in Past Year	6%	9%	16%	7%	16%	10%
National Average	10%	16%	24%	11%	19%	14%

High concern is determined by the percentage of respondents that rated their level of concern for each safety issue '5' or higher. Lowest concern is determined by the percentage of respondents that rated their level of concern '3' or lower.

Relevant question(s): B4. Using a scale from 1 to 7 where '1' is not at all concerned and '7' is very concerned, how concerned are you about each of the following issues happening to you? / B5. Thinking about your life in your home and in your community, please rank each issue from 1 to 6 with '1' being the issue that is most concerning to you and '6' being the issue that is least concerning to you. / B7. Have you, or has anyone in your household, experienced any of the following safety and/or security issues? Among respondents in Alabama, 100n. / B8. When did you, or anyone in your household, last experience any of the following safety and/or security issues? Among respondents in Alabama who has or someone in household has experienced each safety/security issue, base varies, 13***-43**n.

Violent Crime

Showing high concern, %

	Percentage	National Average
Being sexually assaulted by a stranger	34%	39%
Being sexually assaulted by a friend/family member	21%	23%
Getting murdered by a stranger	45%	46%
Getting murdered by a friend/family member	31%	25%
Being attacked while driving my car	41%	42%
Being physically assaulted by a stranger causing bodily injury	46%	50%
Being physically assaulted by a friend/family member causing bodily injury	25%	26%
Being robbed on the streets	57%	52%
Being the victim of terrorism	42%	39%

Relevant question(s): D2. Below are a few examples of violent crimes. Using a scale from 1 to 7 where '1' is not at all concerned and '7' is very concerned, how concerned are you about each of these violent crimes happening to you?

Property Crime

Showing high concern, %

	Percentage	National Average
Someone lighting my house on fire	31%	35%
My valuables (jewelry, watches, purse, wallet or money) being stolen	49%	53%
My electronics being stolen	44%	49%
My personal documents (e.g., photos or files) being stolen	41%	48%
My house keys being stolen	41%	39%
Someone breaking in when I am not home	61%	63%
Someone breaking in while I am home or sleeping	56%	60%
My motor vehicle being stolen	43%	46%
My motor vehicle being broken into	54%	53%
Someone vandalizing my property	42%	50%

Relevant question(s): C2. Below are a few examples of property crimes. Using a scale from 1 to 7 where '1' is not at all concerned and '7' is very concerned, how concerned are you about each of these property crimes happening to you? Among respondents in Alabama, 100n

Digital Security

Showing high concern, %

	Percentage	National Average
Someone having access to/sharing my sensitive information (e.g., emails, financial information, photos, files, browsing history)	73%	70%
My professional reputation being put at risk through online activity	35%	43%
Being hacked by a stranger	66%	69%
Being a target for identity theft	73%	74%
Losing finances through hacking or an online scam	64%	68%
Being cyberbullied/harassed	24%	35%
Being targeted by malicious strangers online	49%	54%
Talking to a stranger posing as someone else online	35%	42%
Companies accessing and profiting from my personal information	55%	61%
The government having access to my personal information and monitoring me	50%	55%

Relevant question(s): E2. Below are a few examples of digital security issues. Using a scale from 1 to 7 where '1' is not at all concerned and '7' is very concerned, how concerned are you about each of these digital security issues happening to you?

Health and Wellness

Showing high concern, %

	Percentage	National Average
Carbon monoxide poisoning	28%	35%
Choking, suffocation, and strangulation	26%	31%
Falling and causing bodily injury or death	41%	45%
Falling objects causing bodily injury or death	22%	30%
Overdosing on medicine/prescribed drugs	24%	24%
Poisoning from amphetamines, caffeine, or alcohol	17%	24%
Poisoning from household cleaning supplies	21%	26%
Open fires or burns	31%	33%
Drowning	23%	24%
Household toxin inhalation (e.g., asbestos, lead paint, mold, radon)	26%	32%

Relevant question(s): F2. Below are a few examples of health and wellness issues. Using a scale from 1 to 7 where '1' is not at all concerned and '7' is very concerned, how concerned are you about each of these health and wellness issues happening to you? Among respondents in Alabama, 100n

Environmental Safety

Showing high concern, %

	Percentage	National Average
Earthquakes	26%	31%
Mudslides/landslides	19%	22%
Volcanic eruptions	20%	19%
Floods	41%	44%
Tsunamis	18%	21%
Tornados	32%	40%
Forest fires	25%	33%
Poor air quality/air pollution	54%	54%
Surface and ground water quality	50%	52%
Animals/wildlife attacks	28%	28%

Relevant question(s): G2. Below are a few examples of environmental issues. Using a scale from 1 to 7 where '1' is not at all concerned and '7' is very concerned, how concerned are you about each of these environmental issues happening in your community?

Workplace Safety

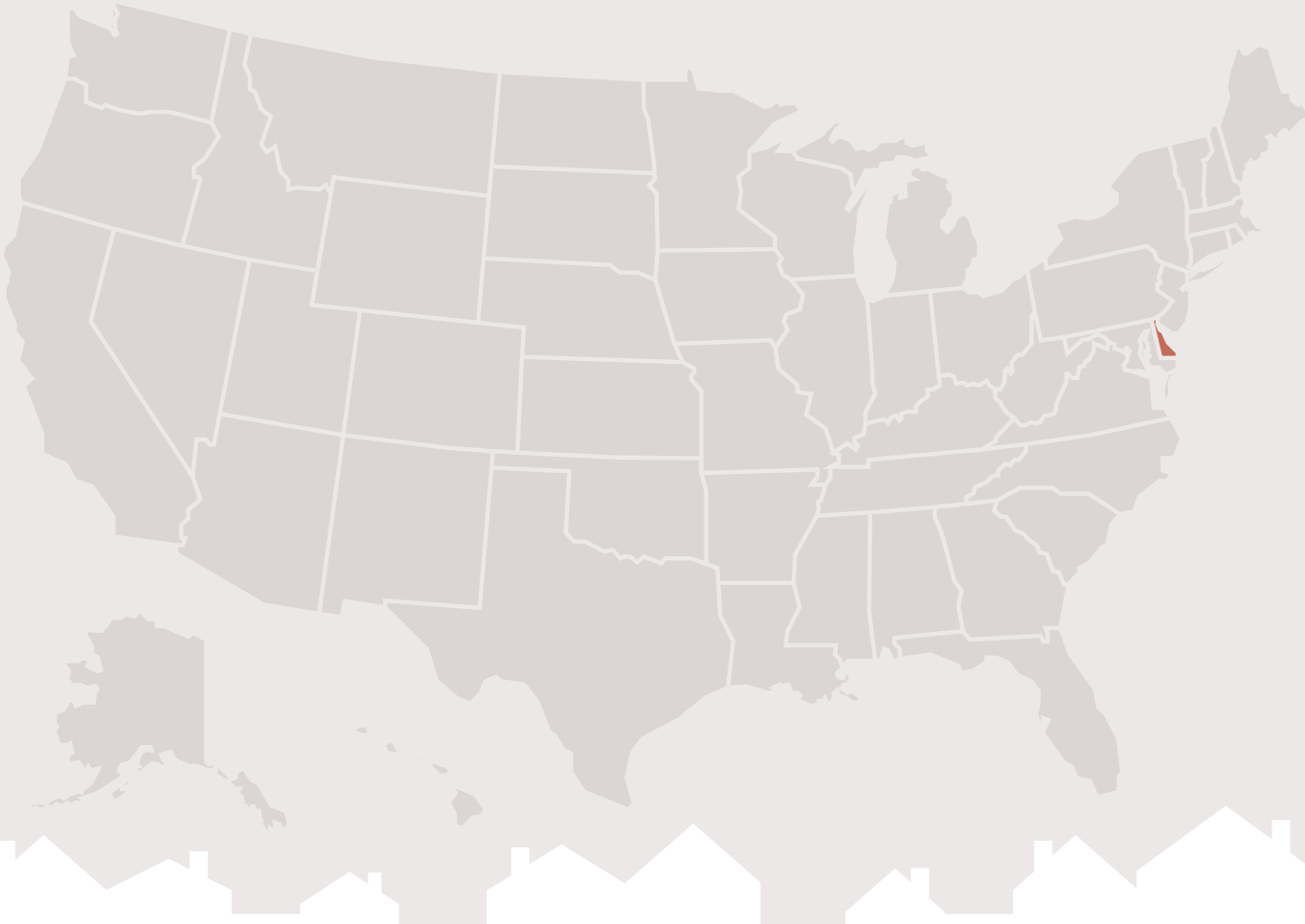
Showing high concern, %

	Percentage	National Average
Being sexually harassed or assaulted by coworkers	26%	24%
Being bullied by coworkers	27%	26%
Being physically assaulted by coworkers	22%	24%
Discrimination by coworkers	30%	33%
Losing my job	41%	38%
Limited maternity/paternity leave	27%	23%
Work overload	38%	37%
Lack of compensation/reward	44%	41%

Relevant question(s): H2. Below are a few examples of workplace issues. Using a scale from 1 to 7 where '1' is not at all concerned and '7' is very concerned, how concerned are you about each of these workplace issues happening to you? Among respondents in Alabama, 100n

State-by-State Reports:

Delaware



Violent crime is the most concerning safety and security issue in Delaware.

Ranked first place as most concerning when asked to rank all six safety issues in order from most concerning (1) to least concerning (6).

Delaware

Delaware

	Violent Crime	Property Crime	Digital Security	Health/Wellness	Environmental	Work-place
High Level of Concern	57%	60%	64%	39%	42%	29%
National Average	56%	59%	59%	40%	46%	34%
Experienced Ever	24%	39%	42%	19%	23%	22%
National Average	22%	38%	39%	18%	32%	23%
Experienced in Past Year	14%	18%	33%	12%	16%	17%
National Average	10%	16%	24%	11%	19%	14%

High concern is determined by the percentage of respondents that rated their level of concern for each safety issue '5' or higher. Lowest concern is determined by the percentage of respondents that rated their level of concern '3' or lower.

Relevant question(s): B4. Using a scale from 1 to 7 where '1' is not at all concerned and '7' is very concerned, how concerned are you about each of the following issues happening to you? / B5. Thinking about your life in your home and in your community, please rank each issue from 1 to 6 with '1' being the issue that is most concerning to you and '6' being the issue that is least concerning to you. / B7. Have you, or has anyone in your household, experienced any of the following safety and/or security issues? Among respondents in Alabama, 100n. / B8. When did you, or anyone in your household, last experience any of the following safety and/or security issues? Among respondents in Alabama who has or someone in household has experienced each safety/security issue, base varies, 13***-43**n.

Violent Crime

Showing high concern, %

	Percentage	National Average
Being sexually assaulted by a stranger	40%	39%
Being sexually assaulted by a friend/family member	23%	23%
Getting murdered by a stranger	45%	46%
Getting murdered by a friend/family member	24%	25%
Being attacked while driving my car	42%	42%
Being physically assaulted by a stranger causing bodily injury	54%	50%
Being physically assaulted by a friend/family member causing bodily injury	25%	26%
Being robbed on the streets	56%	52%
Being the victim of terrorism	41%	39%

Relevant question(s): D2. Below are a few examples of violent crimes. Using a scale from 1 to 7 where '1' is not at all concerned and '7' is very concerned, how concerned are you about each of these violent crimes happening to you?

Property Crime

Showing high concern, %

	Percentage	National Average
Someone lighting my house on fire	30%	35%
My valuables (jewelry, watches, purse, wallet or money) being stolen	59%	53%
My electronics being stolen	53%	49%
My personal documents (e.g., photos or files) being stolen	55%	48%
My house keys being stolen	44%	39%
Someone breaking in when I am not home	66%	63%
Someone breaking in while I am home or sleeping	69%	60%
My motor vehicle being stolen	40%	46%
My motor vehicle being broken into	48%	53%
Someone vandalizing my property	53%	50%

Relevant question(s): C2. Below are a few examples of property crimes. Using a scale from 1 to 7 where '1' is not at all concerned and '7' is very concerned, how concerned are you about each of these property crimes happening to you? Among respondents in Alabama, 100n

Digital Security

Showing high concern, %

	Percentage	National Average
Someone having access to/sharing my sensitive information (e.g., emails, financial information, photos, files, browsing history)	73%	70%
My professional reputation being put at risk through online activity	40%	43%
Being hacked by a stranger	71%	69%
Being a target for identity theft	74%	74%
Losing finances through hacking or an online scam	69%	68%
Being cyberbullied/harassed	35%	35%
Being targeted by malicious strangers online	59%	54%
Talking to a stranger posing as someone else online	46%	42%
Companies accessing and profiting from my personal information	65%	61%
The government having access to my personal information and monitoring me	54%	55%

Relevant question(s): E2. Below are a few examples of digital security issues. Using a scale from 1 to 7 where '1' is not at all concerned and '7' is very concerned, how concerned are you about each of these digital security issues happening to you?

Health and Wellness

Showing high concern, %

	Percentage	National Average
Carbon monoxide poisoning	30%	35%
Choking, suffocation, and strangulation	29%	31%
Falling and causing bodily injury or death	46%	45%
Falling objects causing bodily injury or death	28%	30%
Overdosing on medicine/prescribed drugs	26%	24%
Poisoning from amphetamines, caffeine, or alcohol	25%	24%
Poisoning from household cleaning supplies	28%	26%
Open fires or burns	23%	33%
Drowning	19%	24%
Household toxin inhalation (e.g., asbestos, lead paint, mold, radon)	36%	32%

Relevant question(s): F2. Below are a few examples of health and wellness issues. Using a scale from 1 to 7 where '1' is not at all concerned and '7' is very concerned, how concerned are you about each of these health and wellness issues happening to you? Among respondents in Alabama, 100n

Environmental Safety

Showing high concern, %

	Percentage	National Average
Earthquakes	21%	31%
Mudslides/landslides	23%	22%
Volcanic eruptions	15%	19%
Floods	44%	44%
Tsunamis	22%	21%
Tornados	34%	40%
Forest fires	25%	33%
Poor air quality/air pollution	62%	54%
Surface and ground water quality	48%	52%
Animals/wildlife attacks	24%	28%

Relevant question(s): G2. Below are a few examples of environmental issues. Using a scale from 1 to 7 where '1' is not at all concerned and '7' is very concerned, how concerned are you about each of these environmental issues happening in your community?

Workplace Safety

Showing high concern, %

	Percentage	National Average
Being sexually harassed or assaulted by coworkers	25%	24%
Being bullied by coworkers	27%	26%
Being physically assaulted by coworkers	21%	24%
Discrimination by coworkers	32%	33%
Losing my job	36%	38%
Limited maternity/paternity leave	20%	23%
Work overload	32%	37%
Lack of compensation/reward	38%	41%

Relevant question(s): H2. Below are a few examples of workplace issues. Using a scale from 1 to 7 where '1' is not at all concerned and '7' is very concerned, how concerned are you about each of these workplace issues happening to you? Among respondents in Alabama, 100n

State-by-State Reports:

Florida



Violent crime is the most concerning safety and security issue in Florida.

Ranked first place as most concerning when asked to rank all six safety issues in order from most concerning (1) to least concerning (6).

Florida

	Violent Crime	Property Crime	Digital Security	Health/Wellness	Environmental	Work-place
High Level of Concern	59%	55%	67%	43%	59%	31%
National Average	56%	59%	59%	40%	46%	34%
Experienced Ever	26%	44%	33%	11%	45%	20%
National Average	22%	38%	39%	18%	32%	23%
Experienced in Past Year	15%	18%	22%	7%	34%	12%
National Average	10%	16%	24%	11%	19%	14%

High concern is determined by the percentage of respondents that rated their level of concern for each safety issue '5' or higher. Lowest concern is determined by the percentage of respondents that rated their level of concern '3' or lower.

Relevant question(s): B4. Using a scale from 1 to 7 where '1' is not at all concerned and '7' is very concerned, how concerned are you about each of the following issues happening to you? / B5. Thinking about your life in your home and in your community, please rank each issue from 1 to 6 with '1' being the issue that is most concerning to you and '6' being the issue that is least concerning to you. / B7. Have you, or has anyone in your household, experienced any of the following safety and/or security issues? Among respondents in Alabama, 100n. / B8. When did you, or anyone in your household, last experience any of the following safety and/or security issues? Among respondents in Alabama who has or someone in household has experienced each safety/security issue, base varies, 13***-43**n.

Violent Crime

Showing high concern, %

	Percentage	National Average
Being sexually assaulted by a stranger	37%	39%
Being sexually assaulted by a friend/family member	24%	23%
Getting murdered by a stranger	46%	46%
Getting murdered by a friend/family member	28%	25%
Being attacked while driving my car	41%	42%
Being physically assaulted by a stranger causing bodily injury	44%	50%
Being physically assaulted by a friend/family member causing bodily injury	28%	26%
Being robbed on the streets	50%	52%
Being the victim of terrorism	44%	39%

Relevant question(s): D2. Below are a few examples of violent crimes. Using a scale from 1 to 7 where '1' is not at all concerned and '7' is very concerned, how concerned are you about each of these violent crimes happening to you?

Property Crime

Showing high concern, %

	Percentage	National Average
Someone lighting my house on fire	41%	35%
My valuables (jewelry, watches, purse, wallet or money) being stolen	52%	53%
My electronics being stolen	49%	49%
My personal documents (e.g., photos or files) being stolen	55%	48%
My house keys being stolen	41%	39%
Someone breaking in when I am not home	63%	63%
Someone breaking in while I am home or sleeping	62%	60%
My motor vehicle being stolen	50%	46%
My motor vehicle being broken into	62%	53%
Someone vandalizing my property	57%	50%

Relevant question(s): C2. Below are a few examples of property crimes. Using a scale from 1 to 7 where '1' is not at all concerned and '7' is very concerned, how concerned are you about each of these property crimes happening to you? Among respondents in Alabama, 100n

Digital Security

Showing high concern, %

	Percentage	National Average
Someone having access to/sharing my sensitive information (e.g., emails, financial information, photos, files, browsing history)	71%	70%
My professional reputation being put at risk through online activity	50%	43%
Being hacked by a stranger	71%	69%
Being a target for identity theft	81%	74%
Losing finances through hacking or an online scam	66%	68%
Being cyberbullied/harassed	40%	35%
Being targeted by malicious strangers online	56%	54%
Talking to a stranger posing as someone else online	51%	42%
Companies accessing and profiting from my personal information	57%	61%
The government having access to my personal information and monitoring me	58%	55%

Relevant question(s): E2. Below are a few examples of digital security issues. Using a scale from 1 to 7 where '1' is not at all concerned and '7' is very concerned, how concerned are you about each of these digital security issues happening to you?

Health and Wellness

Showing high concern, %

	Percentage	National Average
Carbon monoxide poisoning	35%	35%
Choking, suffocation, and strangulation	34%	31%
Falling and causing bodily injury or death	42%	45%
Falling objects causing bodily injury or death	29%	30%
Overdosing on medicine/prescribed drugs	28%	24%
Poisoning from amphetamines, caffeine, or alcohol	20%	24%
Poisoning from household cleaning supplies	23%	26%
Open fires or burns	31%	33%
Drowning	27%	24%
Household toxin inhalation (e.g., asbestos, lead paint, mold, radon)	35%	32%

Relevant question(s): F2. Below are a few examples of health and wellness issues. Using a scale from 1 to 7 where '1' is not at all concerned and '7' is very concerned, how concerned are you about each of these health and wellness issues happening to you? Among respondents in Alabama, 100n

Environmental Safety

Showing high concern, %

	Percentage	National Average
Earthquakes	26%	31%
Mudslides/landslides	18%	22%
Volcanic eruptions	19%	19%
Floods	52%	44%
Tsunamis	25%	21%
Tornados	48%	40%
Forest fires	34%	33%
Poor air quality/air pollution	41%	54%
Surface and ground water quality	55%	52%
Animals/wildlife attacks	25%	28%

Relevant question(s): G2. Below are a few examples of environmental issues. Using a scale from 1 to 7 where '1' is not at all concerned and '7' is very concerned, how concerned are you about each of these environmental issues happening in your community?

Workplace Safety

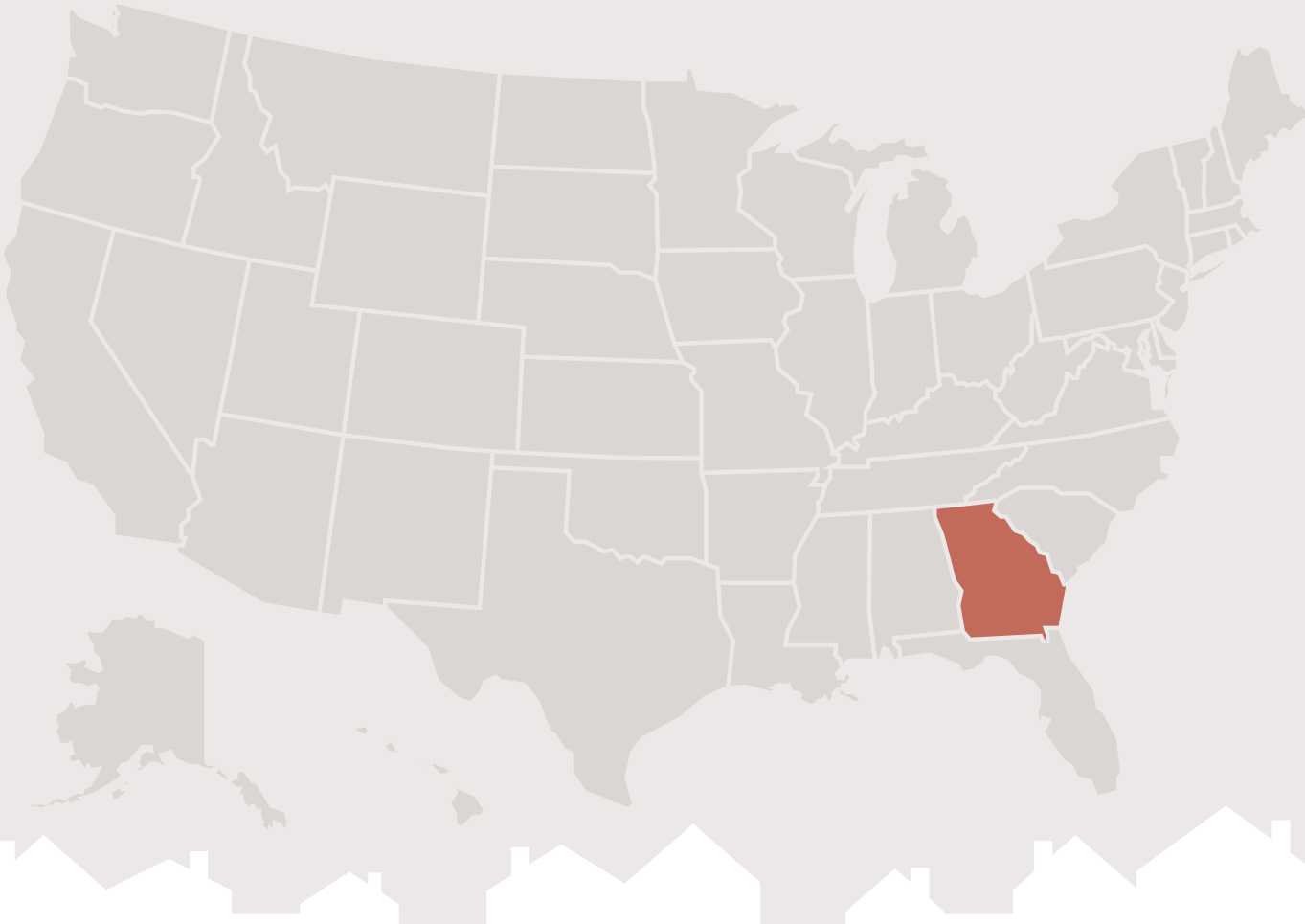
Showing high concern, %

	Percentage	National Average
Being sexually harassed or assaulted by coworkers	27%	24%
Being bullied by coworkers	30%	26%
Being physically assaulted by coworkers	25%	24%
Discrimination by coworkers	32%	33%
Losing my job	28%	38%
Limited maternity/paternity leave	25%	23%
Work overload	28%	37%
Lack of compensation/reward	39%	41%

Relevant question(s): H2. Below are a few examples of workplace issues. Using a scale from 1 to 7 where '1' is not at all concerned and '7' is very concerned, how concerned are you about each of these workplace issues happening to you? Among respondents in Alabama, 100n

State-by-State Reports:

Georgia



Violent crime is the most concerning safety and security issue in Georgia.

Ranked first place as most concerning when asked to rank all six safety issues in order from most concerning (1) to least concerning (6).

Georgia

Georgia

	Violent Crime	Property Crime	Digital Security	Health/Wellness	Environmental	Work-place
High Level of Concern	57%	59%	61%	46%	49%	39%
National Average	56%	59%	59%	40%	46%	34%
Experienced Ever	17%	37%	38%	14%	25%	19%
National Average	22%	38%	39%	18%	32%	23%
Experienced in Past Year	12%	17%	26%	11%	16%	14%
National Average	10%	16%	24%	11%	19%	14%

High concern is determined by the percentage of respondents that rated their level of concern for each safety issue '5' or higher. Lowest concern is determined by the percentage of respondents that rated their level of concern '3' or lower.

Relevant question(s): B4. Using a scale from 1 to 7 where '1' is not at all concerned and '7' is very concerned, how concerned are you about each of the following issues happening to you? / B5. Thinking about your life in your home and in your community, please rank each issue from 1 to 6 with '1' being the issue that is most concerning to you and '6' being the issue that is least concerning to you. / B7. Have you, or has anyone in your household, experienced any of the following safety and/or security issues? Among respondents in Alabama, 100n. / B8. When did you, or anyone in your household, last experience any of the following safety and/or security issues? Among respondents in Alabama who has or someone in household has experienced each safety/security issue, base varies, 13***-43**n.

Violent Crime

Showing high concern, %

	Percentage	National Average
Being sexually assaulted by a stranger	45%	39%
Being sexually assaulted by a friend/family member	32%	23%
Getting murdered by a stranger	46%	46%
Getting murdered by a friend/family member	36%	25%
Being attacked while driving my car	46%	42%
Being physically assaulted by a stranger causing bodily injury	53%	50%
Being physically assaulted by a friend/family member causing bodily injury	34%	26%
Being robbed on the streets	51%	52%
Being the victim of terrorism	40%	39%

Relevant question(s): D2. Below are a few examples of violent crimes. Using a scale from 1 to 7 where '1' is not at all concerned and '7' is very concerned, how concerned are you about each of these violent crimes happening to you?

Property Crime

Showing high concern, %

	Percentage	National Average
Someone lighting my house on fire	35%	35%
My valuables (jewelry, watches, purse, wallet or money) being stolen	54%	53%
My electronics being stolen	51%	49%
My personal documents (e.g., photos or files) being stolen	49%	48%
My house keys being stolen	42%	39%
Someone breaking in when I am not home	63%	63%
Someone breaking in while I am home or sleeping	56%	60%
My motor vehicle being stolen	50%	46%
My motor vehicle being broken into	52%	53%
Someone vandalizing my property	49%	50%

Relevant question(s): C2. Below are a few examples of property crimes. Using a scale from 1 to 7 where '1' is not at all concerned and '7' is very concerned, how concerned are you about each of these property crimes happening to you? Among respondents in Alabama, 100n

Digital Security

Showing high concern, %

	Percentage	National Average
Someone having access to/sharing my sensitive information (e.g., emails, financial information, photos, files, browsing history)	65%	70%
My professional reputation being put at risk through online activity	46%	43%
Being hacked by a stranger	63%	69%
Being a target for identity theft	71%	74%
Losing finances through hacking or an online scam	65%	68%
Being cyberbullied/harassed	41%	35%
Being targeted by malicious strangers online	53%	54%
Talking to a stranger posing as someone else online	52%	42%
Companies accessing and profiting from my personal information	53%	61%
The government having access to my personal information and monitoring me	56%	55%

Relevant question(s): E2. Below are a few examples of digital security issues. Using a scale from 1 to 7 where '1' is not at all concerned and '7' is very concerned, how concerned are you about each of these digital security issues happening to you?

Health and Wellness

Showing high concern, %

	Percentage	National Average
Carbon monoxide poisoning	35%	35%
Choking, suffocation, and strangulation	33%	31%
Falling and causing bodily injury or death	50%	45%
Falling objects causing bodily injury or death	39%	30%
Overdosing on medicine/prescribed drugs	27%	24%
Poisoning from amphetamines, caffeine, or alcohol	29%	24%
Poisoning from household cleaning supplies	35%	26%
Open fires or burns	39%	33%
Drowning	28%	24%
Household toxin inhalation (e.g., asbestos, lead paint, mold, radon)	39%	32%

Relevant question(s): F2. Below are a few examples of health and wellness issues. Using a scale from 1 to 7 where '1' is not at all concerned and '7' is very concerned, how concerned are you about each of these health and wellness issues happening to you? Among respondents in Alabama, 100n

Environmental Safety

Showing high concern, %

	Percentage	National Average
Earthquakes	27%	31%
Mudslides/landslides	29%	22%
Volcanic eruptions	25%	19%
Floods	51%	44%
Tsunamis	25%	21%
Tornados	57%	40%
Forest fires	33%	33%
Poor air quality/air pollution	61%	54%
Surface and ground water quality	60%	52%
Animals/wildlife attacks	33%	28%

Relevant question(s): G2. Below are a few examples of environmental issues. Using a scale from 1 to 7 where '1' is not at all concerned and '7' is very concerned, how concerned are you about each of these environmental issues happening in your community?

Workplace Safety

Showing high concern, %

	Percentage	National Average
Being sexually harassed or assaulted by coworkers	28%	24%
Being bullied by coworkers	29%	26%
Being physically assaulted by coworkers	33%	24%
Discrimination by coworkers	37%	33%
Losing my job	39%	38%
Limited maternity/paternity leave	33%	23%
Work overload	44%	37%
Lack of compensation/reward	43%	41%

Relevant question(s): H2. Below are a few examples of workplace issues. Using a scale from 1 to 7 where '1' is not at all concerned and '7' is very concerned, how concerned are you about each of these workplace issues happening to you? Among respondents in Alabama, 100n

State-by-State Reports:

Hawaii



Property crime is the most concerning safety and security issue in Hawaii.

Ranked first place as most concerning when asked to rank all six safety issues in order from most concerning (1) to least concerning (6).

Hawaii

	Violent Crime	Property Crime	Digital Security	Health/Wellness	Environmental	Work-place
High Level of Concern	62%	66%	70%	43%	52%	31%
National Average	56%	59%	59%	40%	46%	34%
Experienced Ever	14%	37%	40%	20%	32%	23%
National Average	22%	38%	39%	18%	32%	23%
Experienced in Past Year	7%	17%	22%	13%	21%	12%
National Average	10%	16%	24%	11%	19%	14%

High concern is determined by the percentage of respondents that rated their level of concern for each safety issue '5' or higher. Lowest concern is determined by the percentage of respondents that rated their level of concern '3' or lower.

Relevant question(s): B4. Using a scale from 1 to 7 where '1' is not at all concerned and '7' is very concerned, how concerned are you about each of the following issues happening to you? / B5. Thinking about your life in your home and in your community, please rank each issue from 1 to 6 with '1' being the issue that is most concerning to you and '6' being the issue that is least concerning to you. / B7. Have you, or has anyone in your household, experienced any of the following safety and/or security issues? Among respondents in Alabama, 100n. / B8. When did you, or anyone in your household, last experience any of the following safety and/or security issues? Among respondents in Alabama who has or someone in household has experienced each safety/security issue, base varies, 13***-43**n.

Violent Crime

Showing high concern, %

	Percentage	National Average
Being sexually assaulted by a stranger	42%	39%
Being sexually assaulted by a friend/family member	24%	23%
Getting murdered by a stranger	48%	46%
Getting murdered by a friend/family member	25%	25%
Being attacked while driving my car	49%	42%
Being physically assaulted by a stranger causing bodily injury	63%	50%
Being physically assaulted by a friend/family member causing bodily injury	26%	26%
Being robbed on the streets	66%	52%
Being the victim of terrorism	44%	39%

Relevant question(s): D2. Below are a few examples of violent crimes. Using a scale from 1 to 7 where '1' is not at all concerned and '7' is very concerned, how concerned are you about each of these violent crimes happening to you?

Property Crime

Showing high concern, %

	Percentage	National Average
Someone lighting my house on fire	44%	35%
My valuables (jewelry, watches, purse, wallet or money) being stolen	70%	53%
My electronics being stolen	55%	49%
My personal documents (e.g., photos or files) being stolen	59%	48%
My house keys being stolen	51%	39%
Someone breaking in when I am not home	69%	63%
Someone breaking in while I am home or sleeping	65%	60%
My motor vehicle being stolen	67%	46%
My motor vehicle being broken into	69%	53%
Someone vandalizing my property	57%	50%

Relevant question(s): C2. Below are a few examples of property crimes. Using a scale from 1 to 7 where '1' is not at all concerned and '7' is very concerned, how concerned are you about each of these property crimes happening to you? Among respondents in Alabama, 100n

Digital Security

Showing high concern, %

	Percentage	National Average
Someone having access to/sharing my sensitive information (e.g., emails, financial information, photos, files, browsing history)	80%	70%
My professional reputation being put at risk through online activity	47%	43%
Being hacked by a stranger	82%	69%
Being a target for identity theft	89%	74%
Losing finances through hacking or an online scam	79%	68%
Being cyberbullied/harassed	32%	35%
Being targeted by malicious strangers online	61%	54%
Talking to a stranger posing as someone else online	42%	42%
Companies accessing and profiting from my personal information	64%	61%
The government having access to my personal information and monitoring me	57%	55%

Relevant question(s): E2. Below are a few examples of digital security issues. Using a scale from 1 to 7 where '1' is not at all concerned and '7' is very concerned, how concerned are you about each of these digital security issues happening to you?

Health and Wellness

Showing high concern, %

	Percentage	National Average
Carbon monoxide poisoning	24%	35%
Choking, suffocation, and strangulation	30%	31%
Falling and causing bodily injury or death	41%	45%
Falling objects causing bodily injury or death	29%	30%
Overdosing on medicine/prescribed drugs	18%	24%
Poisoning from amphetamines, caffeine, or alcohol	22%	24%
Poisoning from household cleaning supplies	22%	26%
Open fires or burns	36%	33%
Drowning	26%	24%
Household toxin inhalation (e.g., asbestos, lead paint, mold, radon)	32%	32%

Relevant question(s): F2. Below are a few examples of health and wellness issues. Using a scale from 1 to 7 where '1' is not at all concerned and '7' is very concerned, how concerned are you about each of these health and wellness issues happening to you? Among respondents in Alabama, 100n

Environmental Safety

Showing high concern, %

	Percentage	National Average
Earthquakes	44%	31%
Mudslides/landslides	26%	22%
Volcanic eruptions	50%	19%
Floods	51%	44%
Tsunamis	62%	21%
Tornados	21%	40%
Forest fires	30%	33%
Poor air quality/air pollution	55%	54%
Surface and ground water quality	53%	52%
Animals/wildlife attacks	17%	28%

Relevant question(s): G2. Below are a few examples of environmental issues. Using a scale from 1 to 7 where '1' is not at all concerned and '7' is very concerned, how concerned are you about each of these environmental issues happening in your community?

Workplace Safety

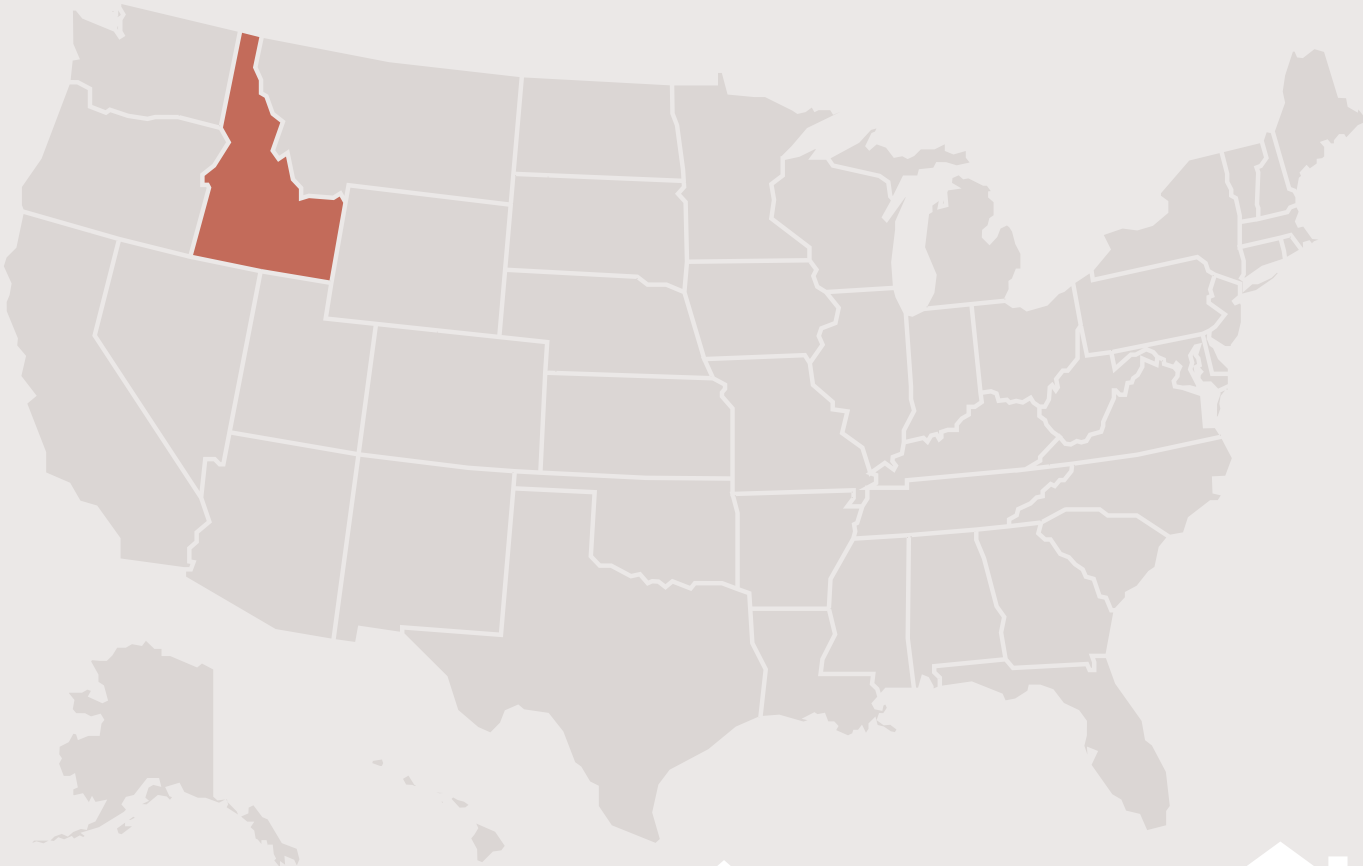
Showing high concern, %

	Percentage	National Average
Being sexually harassed or assaulted by coworkers	23%	24%
Being bullied by coworkers	27%	26%
Being physically assaulted by coworkers	21%	24%
Discrimination by coworkers	27%	33%
Losing my job	45%	38%
Limited maternity/paternity leave	19%	23%
Work overload	41%	37%
Lack of compensation/reward	46%	41%

Relevant question(s): H2. Below are a few examples of workplace issues. Using a scale from 1 to 7 where '1' is not at all concerned and '7' is very concerned, how concerned are you about each of these workplace issues happening to you? Among respondents in Alabama, 100n

State-by-State Reports:

Idaho



Property crime and **digital security** are the most concerning safety and security issues in Idaho.

Ranked first place as most concerning when asked to rank all six safety issues in order from most concerning (1) to least concerning (6).

Idaho

	Violent Crime	Property Crime	Digital Security	Health/Wellness	Environ-mental	Work-place
High Level of Concern	34%	51%	55%	32%	34%	16%
National Average	56%	59%	59%	40%	46%	34%
Experienced Ever	7%	35%	49%	13%	38%	17%
National Average	22%	38%	39%	18%	32%	23%
Experienced in Past Year	1%	10%	27%	8%	28%	9%
National Average	10%	16%	24%	11%	19%	14%

High concern is determined by the percentage of respondents that rated their level of concern for each safety issue '5' or higher. Lowest concern is determined by the percentage of respondents that rated their level of concern '3' or lower.

Relevant question(s): B4. Using a scale from 1 to 7 where '1' is not at all concerned and '7' is very concerned, how concerned are you about each of the following issues happening to you? / B5. Thinking about your life in your home and in your community, please rank each issue from 1 to 6 with '1' being the issue that is most concerning to you and '6' being the issue that is least concerning to you. / B7. Have you, or has anyone in your household, experienced any of the following safety and/or security issues? Among respondents in Alabama, 100n. / B8. When did you, or anyone in your household, last experience any of the following safety and/or security issues? Among respondents in Alabama who has or someone in household has experienced each safety/security issue, base varies, 13***-43**n.

Violent Crime

Showing high concern, %

	Percentage	National Average
Being sexually assaulted by a stranger	23%	39%
Being sexually assaulted by a friend/family member	8%	23%
Getting murdered by a stranger	22%	46%
Getting murdered by a friend/family member	13%	25%
Being attacked while driving my car	15%	42%
Being physically assaulted by a stranger causing bodily injury	29%	50%
Being physically assaulted by a friend/family member causing bodily injury	13%	26%
Being robbed on the streets	27%	52%
Being the victim of terrorism	15%	39%

Relevant question(s): D2. Below are a few examples of violent crimes. Using a scale from 1 to 7 where '1' is not at all concerned and '7' is very concerned, how concerned are you about each of these violent crimes happening to you?

Property Crime

Showing high concern, %

	Percentage	National Average
Someone lighting my house on fire	17%	35%
My valuables (jewelry, watches, purse, wallet or money) being stolen	46%	53%
My electronics being stolen	39%	49%
My personal documents (e.g., photos or files) being stolen	31%	48%
My house keys being stolen	20%	39%
Someone breaking in when I am not home	62%	63%
Someone breaking in while I am home or sleeping	51%	60%
My motor vehicle being stolen	39%	46%
My motor vehicle being broken into	50%	53%
Someone vandalizing my property	38%	50%

Relevant question(s): C2. Below are a few examples of property crimes. Using a scale from 1 to 7 where '1' is not at all concerned and '7' is very concerned, how concerned are you about each of these property crimes happening to you? Among respondents in Alabama, 100n

Digital Security

Showing high concern, %

	Percentage	National Average
Someone having access to/sharing my sensitive information (e.g., emails, financial information, photos, files, browsing history)	68%	70%
My professional reputation being put at risk through online activity	31%	43%
Being hacked by a stranger	67%	69%
Being a target for identity theft	71%	74%
Losing finances through hacking or an online scam	69%	68%
Being cyberbullied/harassed	17%	35%
Being targeted by malicious strangers online	43%	54%
Talking to a stranger posing as someone else online	32%	42%
Companies accessing and profiting from my personal information	57%	61%
The government having access to my personal information and monitoring me	50%	55%

Relevant question(s): E2. Below are a few examples of digital security issues. Using a scale from 1 to 7 where '1' is not at all concerned and '7' is very concerned, how concerned are you about each of these digital security issues happening to you?

Health and Wellness

Showing high concern, %

	Percentage	National Average
Carbon monoxide poisoning	23%	35%
Choking, suffocation, and strangulation	21%	31%
Falling and causing bodily injury or death	33%	45%
Falling objects causing bodily injury or death	19%	30%
Overdosing on medicine/prescribed drugs	14%	24%
Poisoning from amphetamines, caffeine, or alcohol	8%	24%
Poisoning from household cleaning supplies	13%	26%
Open fires or burns	31%	33%
Drowning	10%	24%
Household toxin inhalation (e.g., asbestos, lead paint, mold, radon)	17%	32%

Relevant question(s): F2. Below are a few examples of health and wellness issues. Using a scale from 1 to 7 where '1' is not at all concerned and '7' is very concerned, how concerned are you about each of these health and wellness issues happening to you? Among respondents in Alabama, 100n

Environmental Safety

Showing high concern, %

	Percentage	National Average
Earthquakes	18%	31%
Mudslides/landslides	13%	22%
Volcanic eruptions	8%	19%
Floods	14%	44%
Tsunamis	6%	21%
Tornados	5%	40%
Forest fires	53%	33%
Poor air quality/air pollution	65%	54%
Surface and ground water quality	31%	52%
Animals/wildlife attacks	13%	28%

Relevant question(s): G2. Below are a few examples of environmental issues. Using a scale from 1 to 7 where '1' is not at all concerned and '7' is very concerned, how concerned are you about each of these environmental issues happening in your community?

Workplace Safety

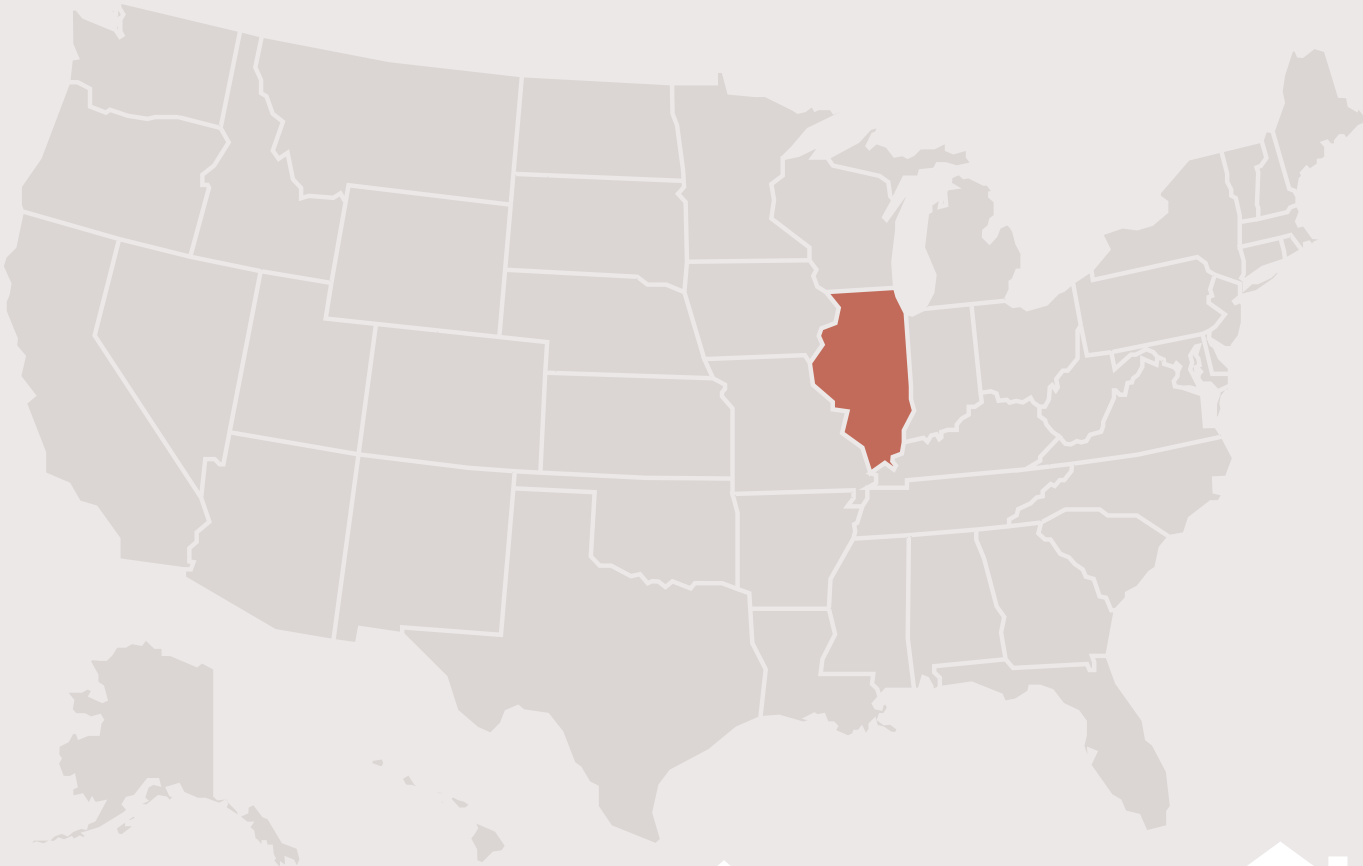
Showing high concern, %

	Percentage	National Average
Being sexually harassed or assaulted by coworkers	8%	24%
Being bullied by coworkers	17%	26%
Being physically assaulted by coworkers	8%	24%
Discrimination by coworkers	18%	33%
Losing my job	30%	38%
Limited maternity/paternity leave	6%	23%
Work overload	31%	37%
Lack of compensation/reward	24%	41%

Relevant question(s): H2. Below are a few examples of workplace issues. Using a scale from 1 to 7 where '1' is not at all concerned and '7' is very concerned, how concerned are you about each of these workplace issues happening to you? Among respondents in Alabama, 100n

State-by-State Reports:

Illinois



Violent crime is the most concerning safety and security issue in Illinois.

Ranked first place as most concerning when asked to rank all six safety issues in order from most concerning (1) to least concerning (6).

Illinois

	Violent Crime	Property Crime	Digital Security	Health/Wellness	Environmental	Work-place
High Level of Concern	62%	62%	64%	39%	51%	38%
National Average	56%	59%	59%	40%	46%	34%
Experienced Ever	26%	34%	34%	15%	31%	24%
National Average	22%	38%	39%	18%	32%	23%
Experienced in Past Year	16%	19%	24%	13%	17%	17%
National Average	10%	16%	24%	11%	19%	14%

High concern is determined by the percentage of respondents that rated their level of concern for each safety issue '5' or higher. Lowest concern is determined by the percentage of respondents that rated their level of concern '3' or lower.

Relevant question(s): B4. Using a scale from 1 to 7 where '1' is not at all concerned and '7' is very concerned, how concerned are you about each of the following issues happening to you? / B5. Thinking about your life in your home and in your community, please rank each issue from 1 to 6 with '1' being the issue that is most concerning to you and '6' being the issue that is least concerning to you. / B7. Have you, or has anyone in your household, experienced any of the following safety and/or security issues? Among respondents in Alabama, 100n. / B8. When did you, or anyone in your household, last experience any of the following safety and/or security issues? Among respondents in Alabama who has or someone in household has experienced each safety/security issue, base varies, 13***-43**n.

Violent Crime

Showing high concern, %

	Percentage	National Average
Being sexually assaulted by a stranger	50%	39%
Being sexually assaulted by a friend/family member	34%	23%
Getting murdered by a stranger	55%	46%
Getting murdered by a friend/family member	31%	25%
Being attacked while driving my car	48%	42%
Being physically assaulted by a stranger causing bodily injury	62%	50%
Being physically assaulted by a friend/family member causing bodily injury	31%	26%
Being robbed on the streets	63%	52%
Being the victim of terrorism	40%	39%

Relevant question(s): D2. Below are a few examples of violent crimes. Using a scale from 1 to 7 where '1' is not at all concerned and '7' is very concerned, how concerned are you about each of these violent crimes happening to you?

Property Crime

Showing high concern, %

	Percentage	National Average
Someone lighting my house on fire	46%	35%
My valuables (jewelry, watches, purse, wallet or money) being stolen	66%	53%
My electronics being stolen	55%	49%
My personal documents (e.g., photos or files) being stolen	56%	48%
My house keys being stolen	48%	39%
Someone breaking in when I am not home	65%	63%
Someone breaking in while I am home or sleeping	60%	60%
My motor vehicle being stolen	47%	46%
My motor vehicle being broken into	53%	53%
Someone vandalizing my property	52%	50%

Relevant question(s): C2. Below are a few examples of property crimes. Using a scale from 1 to 7 where '1' is not at all concerned and '7' is very concerned, how concerned are you about each of these property crimes happening to you? Among respondents in Alabama, 100n

Digital Security

Showing high concern, %

	Percentage	National Average
Someone having access to/sharing my sensitive information (e.g., emails, financial information, photos, files, browsing history)	77%	70%
My professional reputation being put at risk through online activity	43%	43%
Being hacked by a stranger	79%	69%
Being a target for identity theft	84%	74%
Losing finances through hacking or an online scam	70%	68%
Being cyberbullied/harassed	44%	35%
Being targeted by malicious strangers online	62%	54%
Talking to a stranger posing as someone else online	55%	42%
Companies accessing and profiting from my personal information	71%	61%
The government having access to my personal information and monitoring me	64%	55%

Relevant question(s): E2. Below are a few examples of digital security issues. Using a scale from 1 to 7 where '1' is not at all concerned and '7' is very concerned, how concerned are you about each of these digital security issues happening to you?

Health and Wellness

Showing high concern, %

	Percentage	National Average
Carbon monoxide poisoning	46%	35%
Choking, suffocation, and strangulation	34%	31%
Falling and causing bodily injury or death	52%	45%
Falling objects causing bodily injury or death	34%	30%
Overdosing on medicine/prescribed drugs	32%	24%
Poisoning from amphetamines, caffeine, or alcohol	30%	24%
Poisoning from household cleaning supplies	35%	26%
Open fires or burns	36%	33%
Drowning	30%	24%
Household toxin inhalation (e.g., asbestos, lead paint, mold, radon)	38%	32%

Relevant question(s): F2. Below are a few examples of health and wellness issues. Using a scale from 1 to 7 where '1' is not at all concerned and '7' is very concerned, how concerned are you about each of these health and wellness issues happening to you? Among respondents in Alabama, 100n

Environmental Safety

Showing high concern, %

	Percentage	National Average
Earthquakes	36%	31%
Mudslides/landslides	25%	22%
Volcanic eruptions	23%	19%
Floods	51%	44%
Tsunamis	27%	21%
Tornados	52%	40%
Forest fires	36%	33%
Poor air quality/air pollution	58%	54%
Surface and ground water quality	55%	52%
Animals/wildlife attacks	36%	28%

Relevant question(s): G2. Below are a few examples of environmental issues. Using a scale from 1 to 7 where '1' is not at all concerned and '7' is very concerned, how concerned are you about each of these environmental issues happening in your community?

Workplace Safety

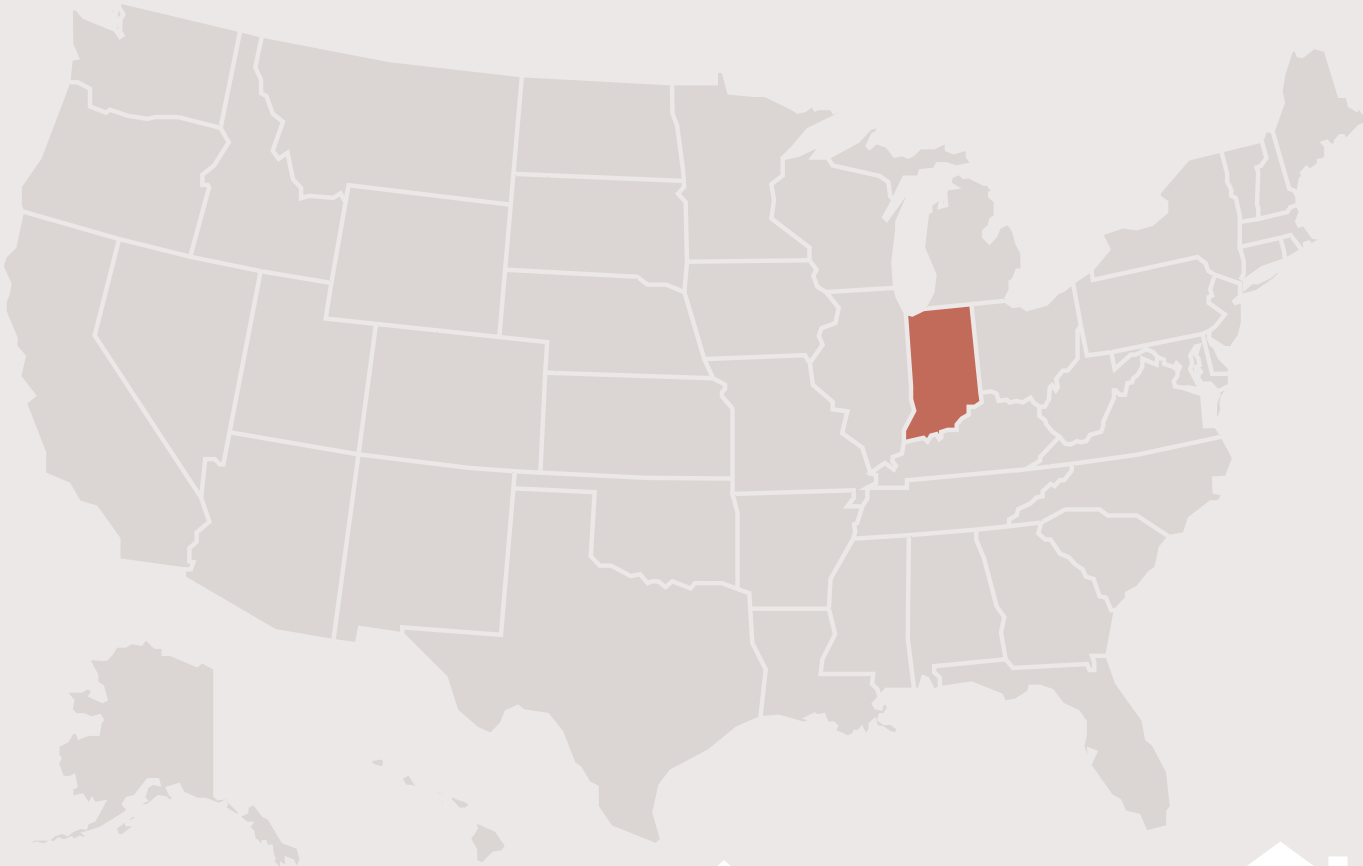
Showing high concern, %

	Percentage	National Average
Being sexually harassed or assaulted by coworkers	33%	24%
Being bullied by coworkers	35%	26%
Being physically assaulted by coworkers	33%	24%
Discrimination by coworkers	44%	33%
Losing my job	46%	38%
Limited maternity/paternity leave	29%	23%
Work overload	47%	37%
Lack of compensation/reward	51%	41%

Relevant question(s): H2. Below are a few examples of workplace issues. Using a scale from 1 to 7 where '1' is not at all concerned and '7' is very concerned, how concerned are you about each of these workplace issues happening to you? Among respondents in Alabama, 100n

State-by-State Reports:

Indiana



Violent crime is the most concerning safety and security issue in Indiana.

Ranked first place as most concerning when asked to rank all six safety issues in order from most concerning (1) to least concerning (6).

Indiana

Indiana

	Violent Crime	Property Crime	Digital Security	Health/Wellness	Environmental	Work-place
High Level of Concern	58%	55%	53%	35%	38%	30%
National Average	56%	59%	59%	40%	46%	34%
Experienced Ever	27%	37%	44%	22%	33%	25%
National Average	22%	38%	39%	18%	32%	23%
Experienced in Past Year	11%	7%	30%	14%	14%	10%
National Average	10%	16%	24%	11%	19%	14%

High concern is determined by the percentage of respondents that rated their level of concern for each safety issue '5' or higher. Lowest concern is determined by the percentage of respondents that rated their level of concern '3' or lower.

Relevant question(s): B4. Using a scale from 1 to 7 where '1' is not at all concerned and '7' is very concerned, how concerned are you about each of the following issues happening to you? / B5. Thinking about your life in your home and in your community, please rank each issue from 1 to 6 with '1' being the issue that is most concerning to you and '6' being the issue that is least concerning to you. / B7. Have you, or has anyone in your household, experienced any of the following safety and/or security issues? Among respondents in Alabama, 100n. / B8. When did you, or anyone in your household, last experience any of the following safety and/or security issues? Among respondents in Alabama who has or someone in household has experienced each safety/security issue, base varies, 13***-43**n.

Violent Crime

Showing high concern, %

	Percentage	National Average
Being sexually assaulted by a stranger	34%	39%
Being sexually assaulted by a friend/family member	20%	23%
Getting murdered by a stranger	43%	46%
Getting murdered by a friend/family member	21%	25%
Being attacked while driving my car	41%	42%
Being physically assaulted by a stranger causing bodily injury	45%	50%
Being physically assaulted by a friend/family member causing bodily injury	27%	26%
Being robbed on the streets	53%	52%
Being the victim of terrorism	35%	39%

Relevant question(s): D2. Below are a few examples of violent crimes. Using a scale from 1 to 7 where '1' is not at all concerned and '7' is very concerned, how concerned are you about each of these violent crimes happening to you?

Property Crime

Showing high concern, %

	Percentage	National Average
Someone lighting my house on fire	35%	35%
My valuables (jewelry, watches, purse, wallet or money) being stolen	48%	53%
My electronics being stolen	50%	49%
My personal documents (e.g., photos or files) being stolen	38%	48%
My house keys being stolen	38%	39%
Someone breaking in when I am not home	59%	63%
Someone breaking in while I am home or sleeping	56%	60%
My motor vehicle being stolen	41%	46%
My motor vehicle being broken into	50%	53%
Someone vandalizing my property	48%	50%

Relevant question(s): C2. Below are a few examples of property crimes. Using a scale from 1 to 7 where '1' is not at all concerned and '7' is very concerned, how concerned are you about each of these property crimes happening to you? Among respondents in Alabama, 100n

Digital Security

Showing high concern, %

	Percentage	National Average
Someone having access to/sharing my sensitive information (e.g., emails, financial information, photos, files, browsing history)	59%	70%
My professional reputation being put at risk through online activity	35%	43%
Being hacked by a stranger	61%	69%
Being a target for identity theft	71%	74%
Losing finances through hacking or an online scam	62%	68%
Being cyberbullied/harassed	30%	35%
Being targeted by malicious strangers online	46%	54%
Talking to a stranger posing as someone else online	29%	42%
Companies accessing and profiting from my personal information	52%	61%
The government having access to my personal information and monitoring me	47%	55%

Relevant question(s): E2. Below are a few examples of digital security issues. Using a scale from 1 to 7 where '1' is not at all concerned and '7' is very concerned, how concerned are you about each of these digital security issues happening to you?

Health and Wellness

Showing high concern, %

	Percentage	National Average
Carbon monoxide poisoning	34%	35%
Choking, suffocation, and strangulation	29%	31%
Falling and causing bodily injury or death	47%	45%
Falling objects causing bodily injury or death	23%	30%
Overdosing on medicine/prescribed drugs	19%	24%
Poisoning from amphetamines, caffeine, or alcohol	20%	24%
Poisoning from household cleaning supplies	24%	26%
Open fires or burns	28%	33%
Drowning	19%	24%
Household toxin inhalation (e.g., asbestos, lead paint, mold, radon)	28%	32%

Relevant question(s): F2. Below are a few examples of health and wellness issues. Using a scale from 1 to 7 where '1' is not at all concerned and '7' is very concerned, how concerned are you about each of these health and wellness issues happening to you? Among respondents in Alabama, 100n

Environmental Safety

Showing high concern, %

	Percentage	National Average
Earthquakes	26%	31%
Mudslides/landslides	17%	22%
Volcanic eruptions	16%	19%
Floods	41%	44%
Tsunamis	15%	21%
Tornados	54%	40%
Forest fires	23%	33%
Poor air quality/air pollution	44%	54%
Surface and ground water quality	46%	52%
Animals/wildlife attacks	26%	28%

Relevant question(s): G2. Below are a few examples of environmental issues. Using a scale from 1 to 7 where '1' is not at all concerned and '7' is very concerned, how concerned are you about each of these environmental issues happening in your community?

Workplace Safety

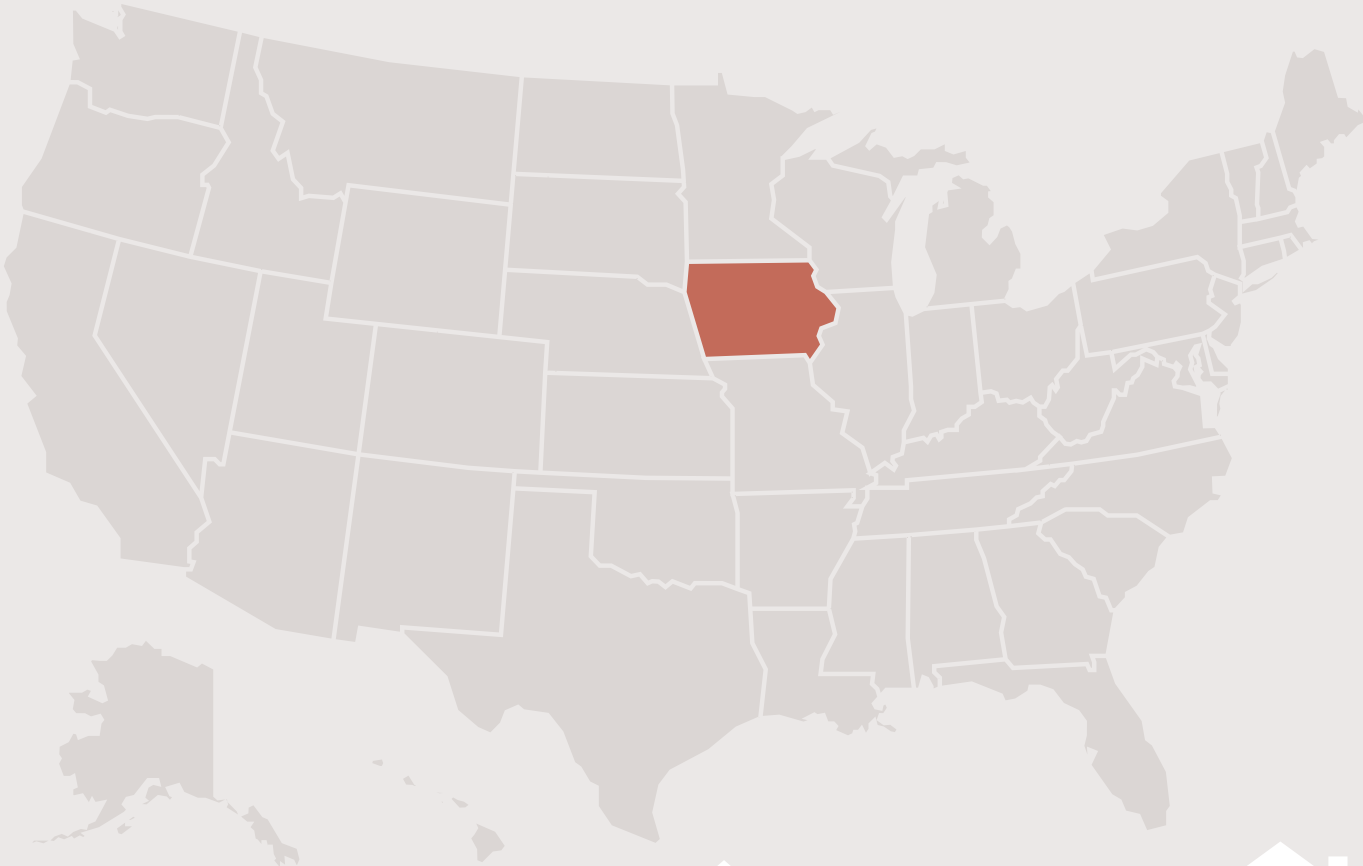
Showing high concern, %

	Percentage	National Average
Being sexually harassed or assaulted by coworkers	24%	24%
Being bullied by coworkers	22%	26%
Being physically assaulted by coworkers	20%	24%
Discrimination by coworkers	28%	33%
Losing my job	34%	38%
Limited maternity/paternity leave	19%	23%
Work overload	33%	37%
Lack of compensation/reward	30%	41%

Relevant question(s): H2. Below are a few examples of workplace issues. Using a scale from 1 to 7 where '1' is not at all concerned and '7' is very concerned, how concerned are you about each of these workplace issues happening to you? Among respondents in Alabama, 100n

State-by-State Reports:

Iowa



Violent crime is the most concerning safety and security issue in Iowa.

Ranked first place as most concerning when asked to rank all six safety issues in order from most concerning (1) to least concerning (6).

	Violent Crime	Property Crime	Digital Security	Health/Wellness	Environ-mental	Work-place
High Level of Concern	39%	40%	45%	24%	29%	16%
National Average	56%	59%	59%	40%	46%	34%
Experienced Ever	18%	30%	38%	16%	40%	26%
National Average	22%	38%	39%	18%	32%	23%
Experienced in Past Year	8%	17%	21%	12%	23%	16%
National Average	10%	16%	24%	11%	19%	14%

High concern is determined by the percentage of respondents that rated their level of concern for each safety issue '5' or higher. Lowest concern is determined by the percentage of respondents that rated their level of concern '3' or lower.

Relevant question(s): B4. Using a scale from 1 to 7 where '1' is not at all concerned and '7' is very concerned, how concerned are you about each of the following issues happening to you? / B5. Thinking about your life in your home and in your community, please rank each issue from 1 to 6 with '1' being the issue that is most concerning to you and '6' being the issue that is least concerning to you. / B7. Have you, or has anyone in your household, experienced any of the following safety and/or security issues? Among respondents in Alabama, 100n. / B8. When did you, or anyone in your household, last experience any of the following safety and/or security issues? Among respondents in Alabama who has or someone in household has experienced each safety/security issue, base varies, 13***-43**n.

Violent Crime

Showing high concern, %

	Percentage	National Average
Being sexually assaulted by a stranger	25%	39%
Being sexually assaulted by a friend/family member	9%	23%
Getting murdered by a stranger	26%	46%
Getting murdered by a friend/family member	11%	25%
Being attacked while driving my car	24%	42%
Being physically assaulted by a stranger causing bodily injury	36%	50%
Being physically assaulted by a friend/family member causing bodily injury	11%	26%
Being robbed on the streets	26%	52%
Being the victim of terrorism	22%	39%

Relevant question(s): D2. Below are a few examples of violent crimes. Using a scale from 1 to 7 where '1' is not at all concerned and '7' is very concerned, how concerned are you about each of these violent crimes happening to you?

Property Crime

Showing high concern, %

	Percentage	National Average
Someone lighting my house on fire	13%	35%
My valuables (jewelry, watches, purse, wallet or money) being stolen	43%	53%
My electronics being stolen	35%	49%
My personal documents (e.g., photos or files) being stolen	25%	48%
My house keys being stolen	21%	39%
Someone breaking in when I am not home	50%	63%
Someone breaking in while I am home or sleeping	46%	60%
My motor vehicle being stolen	32%	46%
My motor vehicle being broken into	36%	53%
Someone vandalizing my property	33%	50%

Relevant question(s): C2. Below are a few examples of property crimes. Using a scale from 1 to 7 where '1' is not at all concerned and '7' is very concerned, how concerned are you about each of these property crimes happening to you? Among respondents in Alabama, 100n

Digital Security

Showing high concern, %

	Percentage	National Average
Someone having access to/sharing my sensitive information (e.g., emails, financial information, photos, files, browsing history)	51%	70%
My professional reputation being put at risk through online activity	24%	43%
Being hacked by a stranger	53%	69%
Being a target for identity theft	59%	74%
Losing finances through hacking or an online scam	57%	68%
Being cyberbullied/harassed	19%	35%
Being targeted by malicious strangers online	35%	54%
Talking to a stranger posing as someone else online	29%	42%
Companies accessing and profiting from my personal information	42%	61%
The government having access to my personal information and monitoring me	37%	55%

Relevant question(s): E2. Below are a few examples of digital security issues. Using a scale from 1 to 7 where '1' is not at all concerned and '7' is very concerned, how concerned are you about each of these digital security issues happening to you?

Health and Wellness

Showing high concern, %

	Percentage	National Average
Carbon monoxide poisoning	25%	35%
Choking, suffocation, and strangulation	17%	31%
Falling and causing bodily injury or death	27%	45%
Falling objects causing bodily injury or death	18%	30%
Overdosing on medicine/prescribed drugs	12%	24%
Poisoning from amphetamines, caffeine, or alcohol	8%	24%
Poisoning from household cleaning supplies	10%	26%
Open fires or burns	13%	33%
Drowning	10%	24%
Household toxin inhalation (e.g., asbestos, lead paint, mold, radon)	22%	32%

Relevant question(s): F2. Below are a few examples of health and wellness issues. Using a scale from 1 to 7 where '1' is not at all concerned and '7' is very concerned, how concerned are you about each of these health and wellness issues happening to you? Among respondents in Alabama, 100n

Environmental Safety

Showing high concern, %

	Percentage	National Average
Earthquakes	8%	31%
Mudslides/landslides	7%	22%
Volcanic eruptions	7%	19%
Floods	26%	44%
Tsunamis	4%	21%
Tornados	48%	40%
Forest fires	8%	33%
Poor air quality/air pollution	29%	54%
Surface and ground water quality	31%	52%
Animals/wildlife attacks	10%	28%

Relevant question(s): G2. Below are a few examples of environmental issues. Using a scale from 1 to 7 where '1' is not at all concerned and '7' is very concerned, how concerned are you about each of these environmental issues happening in your community?

Workplace Safety

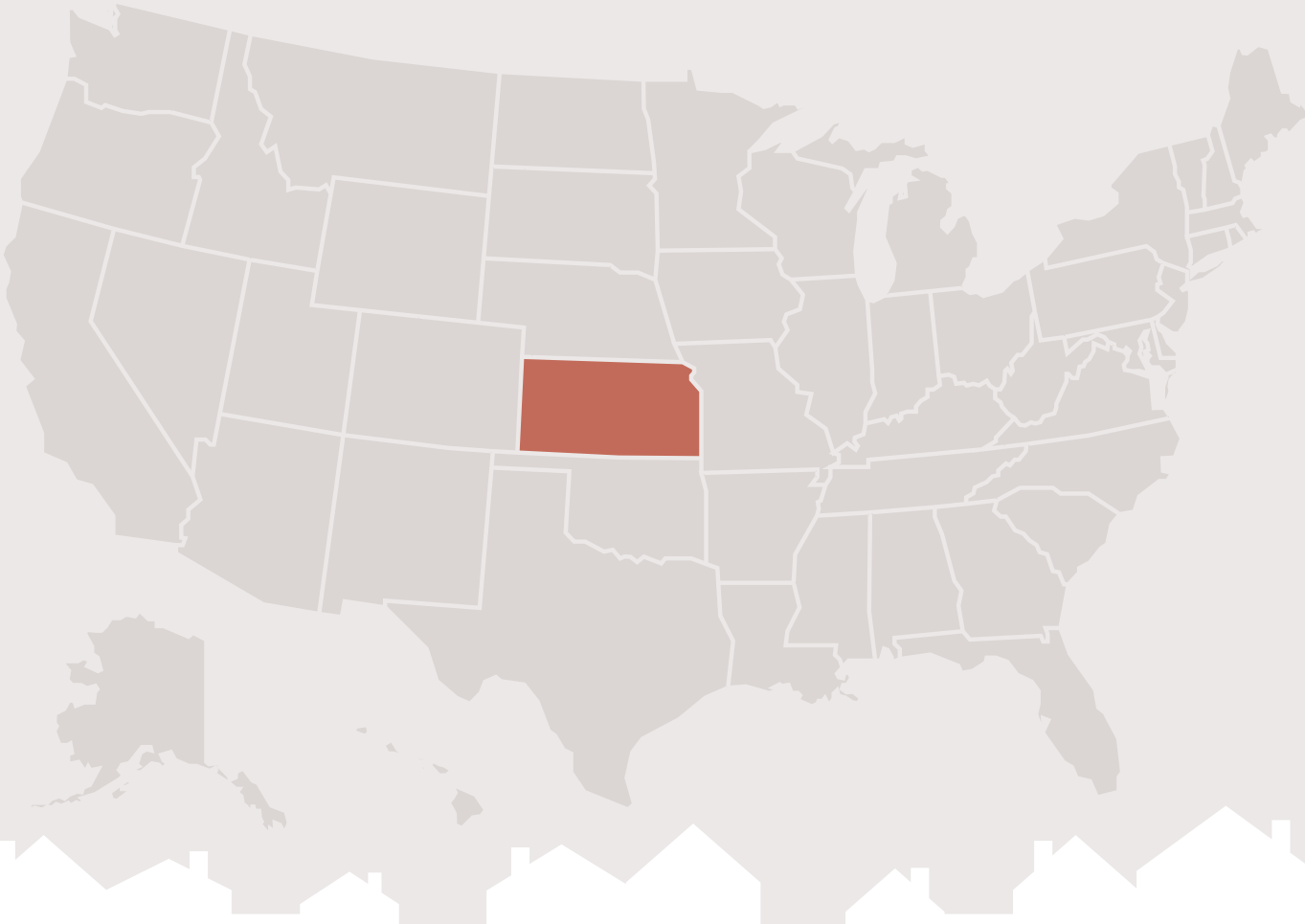
Showing high concern, %

	Percentage	National Average
Being sexually harassed or assaulted by coworkers	9%	24%
Being bullied by coworkers	14%	26%
Being physically assaulted by coworkers	8%	24%
Discrimination by coworkers	17%	33%
Losing my job	24%	38%
Limited maternity/paternity leave	8%	23%
Work overload	30%	37%
Lack of compensation/reward	33%	41%

Relevant question(s): H2. Below are a few examples of workplace issues. Using a scale from 1 to 7 where '1' is not at all concerned and '7' is very concerned, how concerned are you about each of these workplace issues happening to you? Among respondents in Alabama, 100n

State-by-State Reports:

Kansas



Violent crime is the most concerning safety and security issue in Kansas.

Ranked first place as most concerning when asked to rank all six safety issues in order from most concerning (1) to least concerning (6).

Kansas

Kansas

	Violent Crime	Property Crime	Digital Security	Health/Wellness	Environmental	Work-place
High Level of Concern	58%	62%	49%	40%	47%	31%
National Average	56%	59%	59%	40%	46%	34%
Experienced Ever	26%	46%	41%	19%	40%	24%
National Average	22%	38%	39%	18%	32%	23%
Experienced in Past Year	11%	12%	27%	12%	21%	15%
National Average	10%	16%	24%	11%	19%	14%

High concern is determined by the percentage of respondents that rated their level of concern for each safety issue '5' or higher. Lowest concern is determined by the percentage of respondents that rated their level of concern '3' or lower.

Relevant question(s): B4. Using a scale from 1 to 7 where '1' is not at all concerned and '7' is very concerned, how concerned are you about each of the following issues happening to you? / B5. Thinking about your life in your home and in your community, please rank each issue from 1 to 6 with '1' being the issue that is most concerning to you and '6' being the issue that is least concerning to you. / B7. Have you, or has anyone in your household, experienced any of the following safety and/or security issues? Among respondents in Alabama, 100n. / B8. When did you, or anyone in your household, last experience any of the following safety and/or security issues? Among respondents in Alabama who has or someone in household has experienced each safety/security issue, base varies, 13***-43**n.

Violent Crime

Showing high concern, %

	Percentage	National Average
Being sexually assaulted by a stranger	40%	39%
Being sexually assaulted by a friend/family member	28%	23%
Getting murdered by a stranger	53%	46%
Getting murdered by a friend/family member	27%	25%
Being attacked while driving my car	38%	42%
Being physically assaulted by a stranger causing bodily injury	54%	50%
Being physically assaulted by a friend/family member causing bodily injury	24%	26%
Being robbed on the streets	51%	52%
Being the victim of terrorism	45%	39%

Relevant question(s): D2. Below are a few examples of violent crimes. Using a scale from 1 to 7 where '1' is not at all concerned and '7' is very concerned, how concerned are you about each of these violent crimes happening to you?

Property Crime

Showing high concern, %

	Percentage	National Average
Someone lighting my house on fire	33%	35%
My valuables (jewelry, watches, purse, wallet or money) being stolen	60%	53%
My electronics being stolen	54%	49%
My personal documents (e.g., photos or files) being stolen	54%	48%
My house keys being stolen	37%	39%
Someone breaking in when I am not home	66%	63%
Someone breaking in while I am home or sleeping	64%	60%
My motor vehicle being stolen	48%	46%
My motor vehicle being broken into	56%	53%
Someone vandalizing my property	50%	50%

Relevant question(s): C2. Below are a few examples of property crimes. Using a scale from 1 to 7 where '1' is not at all concerned and '7' is very concerned, how concerned are you about each of these property crimes happening to you? Among respondents in Alabama, 100n

Digital Security

Showing high concern, %

	Percentage	National Average
Someone having access to/sharing my sensitive information (e.g., emails, financial information, photos, files, browsing history)	65%	70%
My professional reputation being put at risk through online activity	43%	43%
Being hacked by a stranger	68%	69%
Being a target for identity theft	71%	74%
Losing finances through hacking or an online scam	67%	68%
Being cyberbullied/harassed	32%	35%
Being targeted by malicious strangers online	46%	54%
Talking to a stranger posing as someone else online	39%	42%
Companies accessing and profiting from my personal information	59%	61%
The government having access to my personal information and monitoring me	52%	55%

Relevant question(s): E2. Below are a few examples of digital security issues. Using a scale from 1 to 7 where '1' is not at all concerned and '7' is very concerned, how concerned are you about each of these digital security issues happening to you?

Health and Wellness

Showing high concern, %

	Percentage	National Average
Carbon monoxide poisoning	38%	35%
Choking, suffocation, and strangulation	30%	31%
Falling and causing bodily injury or death	49%	45%
Falling objects causing bodily injury or death	25%	30%
Overdosing on medicine/prescribed drugs	22%	24%
Poisoning from amphetamines, caffeine, or alcohol	25%	24%
Poisoning from household cleaning supplies	21%	26%
Open fires or burns	32%	33%
Drowning	23%	24%
Household toxin inhalation (e.g., asbestos, lead paint, mold, radon)	30%	32%

Relevant question(s): F2. Below are a few examples of health and wellness issues. Using a scale from 1 to 7 where '1' is not at all concerned and '7' is very concerned, how concerned are you about each of these health and wellness issues happening to you? Among respondents in Alabama, 100n

Environmental Safety

Showing high concern, %

	Percentage	National Average
Earthquakes	21%	31%
Mudslides/landslides	19%	22%
Volcanic eruptions	14%	19%
Floods	34%	44%
Tsunamis	15%	21%
Tornados	69%	40%
Forest fires	26%	33%
Poor air quality/air pollution	42%	54%
Surface and ground water quality	50%	52%
Animals/wildlife attacks	22%	28%

Relevant question(s): G2. Below are a few examples of environmental issues. Using a scale from 1 to 7 where '1' is not at all concerned and '7' is very concerned, how concerned are you about each of these environmental issues happening in your community?

Workplace Safety

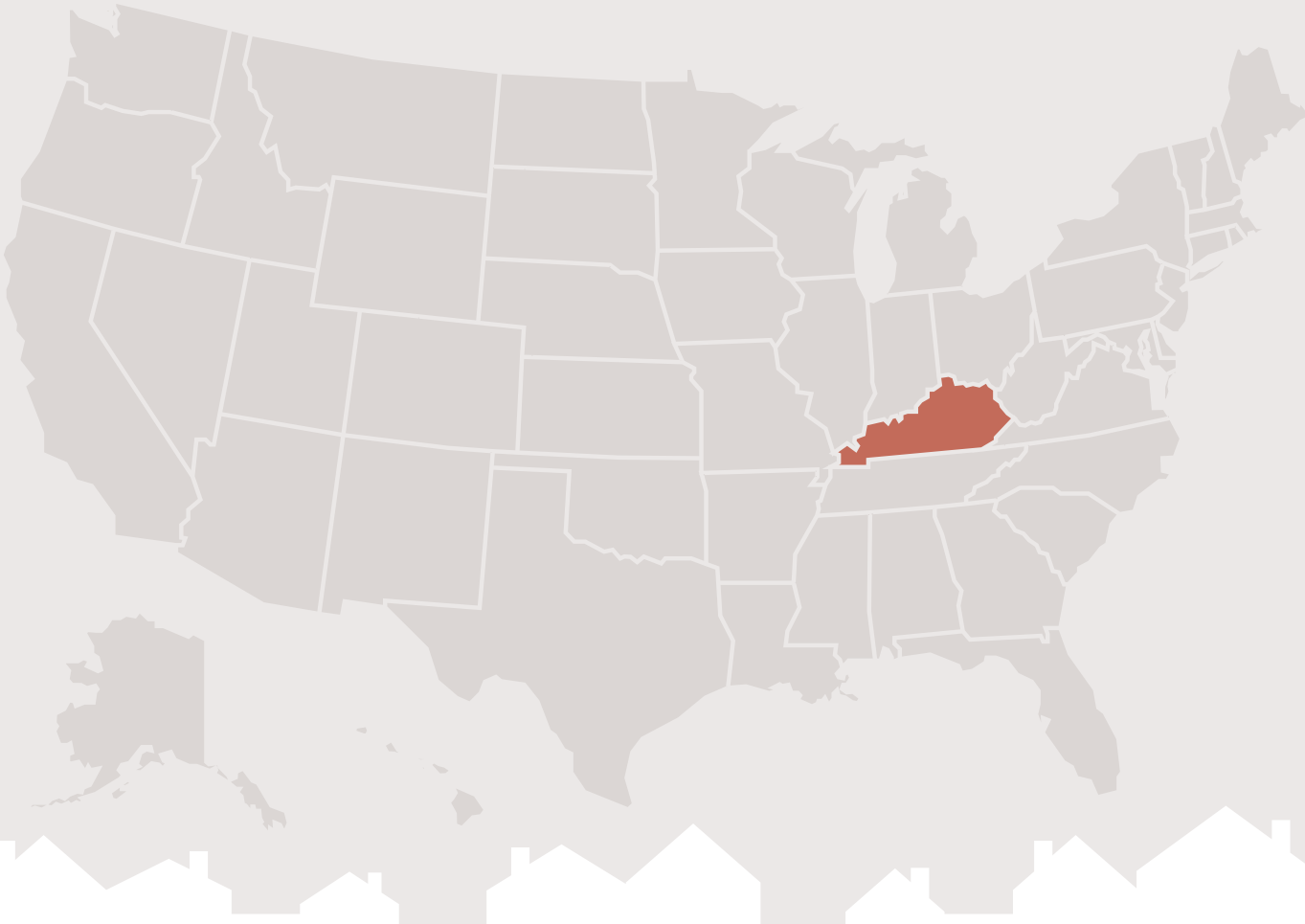
Showing high concern, %

	Percentage	National Average
Being sexually harassed or assaulted by coworkers	21%	24%
Being bullied by coworkers	28%	26%
Being physically assaulted by coworkers	21%	24%
Discrimination by coworkers	32%	33%
Losing my job	43%	38%
Limited maternity/paternity leave	23%	23%
Work overload	35%	37%
Lack of compensation/reward	41%	41%

Relevant question(s): H2. Below are a few examples of workplace issues. Using a scale from 1 to 7 where '1' is not at all concerned and '7' is very concerned, how concerned are you about each of these workplace issues happening to you? Among respondents in Alabama, 100n

State-by-State Reports:

Kentucky



Property crime is the most concerning safety and security issue in Kentucky.

Ranked first place as most concerning when asked to rank all six safety issues in order from most concerning (1) to least concerning (6).

Kentucky

	Violent Crime	Property Crime	Digital Security	Health/Wellness	Environmental	Work-place
High Level of Concern	52%	57%	59%	42%	44%	33%
National Average	56%	59%	59%	40%	46%	34%
Experienced Ever	13%	34%	36%	20%	33%	19%
National Average	22%	38%	39%	18%	32%	23%
Experienced in Past Year	6%	16%	22%	16%	22%	14%
National Average	10%	16%	24%	11%	19%	14%

High concern is determined by the percentage of respondents that rated their level of concern for each safety issue '5' or higher. Lowest concern is determined by the percentage of respondents that rated their level of concern '3' or lower.

Relevant question(s): B4. Using a scale from 1 to 7 where '1' is not at all concerned and '7' is very concerned, how concerned are you about each of the following issues happening to you? / B5. Thinking about your life in your home and in your community, please rank each issue from 1 to 6 with '1' being the issue that is most concerning to you and '6' being the issue that is least concerning to you. / B7. Have you, or has anyone in your household, experienced any of the following safety and/or security issues? Among respondents in Alabama, 100n. / B8. When did you, or anyone in your household, last experience any of the following safety and/or security issues? Among respondents in Alabama who has or someone in household has experienced each safety/security issue, base varies, 13***-43**n.

Violent Crime

Showing high concern, %

	Percentage	National Average
Being sexually assaulted by a stranger	32%	39%
Being sexually assaulted by a friend/family member	24%	23%
Getting murdered by a stranger	47%	46%
Getting murdered by a friend/family member	26%	25%
Being attacked while driving my car	37%	42%
Being physically assaulted by a stranger causing bodily injury	49%	50%
Being physically assaulted by a friend/family member causing bodily injury	27%	26%
Being robbed on the streets	46%	52%
Being the victim of terrorism	36%	39%

Relevant question(s): D2. Below are a few examples of violent crimes. Using a scale from 1 to 7 where '1' is not at all concerned and '7' is very concerned, how concerned are you about each of these violent crimes happening to you?

Property Crime

Showing high concern, %

	Percentage	National Average
Someone lighting my house on fire	29%	35%
My valuables (jewelry, watches, purse, wallet or money) being stolen	54%	53%
My electronics being stolen	45%	49%
My personal documents (e.g., photos or files) being stolen	37%	48%
My house keys being stolen	32%	39%
Someone breaking in when I am not home	59%	63%
Someone breaking in while I am home or sleeping	55%	60%
My motor vehicle being stolen	38%	46%
My motor vehicle being broken into	47%	53%
Someone vandalizing my property	46%	50%

Relevant question(s): C2. Below are a few examples of property crimes. Using a scale from 1 to 7 where '1' is not at all concerned and '7' is very concerned, how concerned are you about each of these property crimes happening to you? Among respondents in Alabama, 100n

Digital Security

Showing high concern, %

	Percentage	National Average
Someone having access to/sharing my sensitive information (e.g., emails, financial information, photos, files, browsing history)	59%	70%
My professional reputation being put at risk through online activity	43%	43%
Being hacked by a stranger	65%	69%
Being a target for identity theft	64%	74%
Losing finances through hacking or an online scam	62%	68%
Being cyberbullied/harassed	30%	35%
Being targeted by malicious strangers online	49%	54%
Talking to a stranger posing as someone else online	33%	42%
Companies accessing and profiting from my personal information	49%	61%
The government having access to my personal information and monitoring me	50%	55%

Relevant question(s): E2. Below are a few examples of digital security issues. Using a scale from 1 to 7 where '1' is not at all concerned and '7' is very concerned, how concerned are you about each of these digital security issues happening to you?

Health and Wellness

Showing high concern, %

	Percentage	National Average
Carbon monoxide poisoning	25%	35%
Choking, suffocation, and strangulation	29%	31%
Falling and causing bodily injury or death	43%	45%
Falling objects causing bodily injury or death	27%	30%
Overdosing on medicine/prescribed drugs	23%	24%
Poisoning from amphetamines, caffeine, or alcohol	24%	24%
Poisoning from household cleaning supplies	23%	26%
Open fires or burns	32%	33%
Drowning	18%	24%
Household toxin inhalation (e.g., asbestos, lead paint, mold, radon)	28%	32%

Relevant question(s): F2. Below are a few examples of health and wellness issues. Using a scale from 1 to 7 where '1' is not at all concerned and '7' is very concerned, how concerned are you about each of these health and wellness issues happening to you? Among respondents in Alabama, 100n

Environmental Safety

Showing high concern, %

	Percentage	National Average
Earthquakes	29%	31%
Mudslides/landslides	22%	22%
Volcanic eruptions	14%	19%
Floods	39%	44%
Tsunamis	15%	21%
Tornados	58%	40%
Forest fires	30%	33%
Poor air quality/air pollution	49%	54%
Surface and ground water quality	44%	52%
Animals/wildlife attacks	25%	28%

Relevant question(s): G2. Below are a few examples of environmental issues. Using a scale from 1 to 7 where '1' is not at all concerned and '7' is very concerned, how concerned are you about each of these environmental issues happening in your community?

Workplace Safety

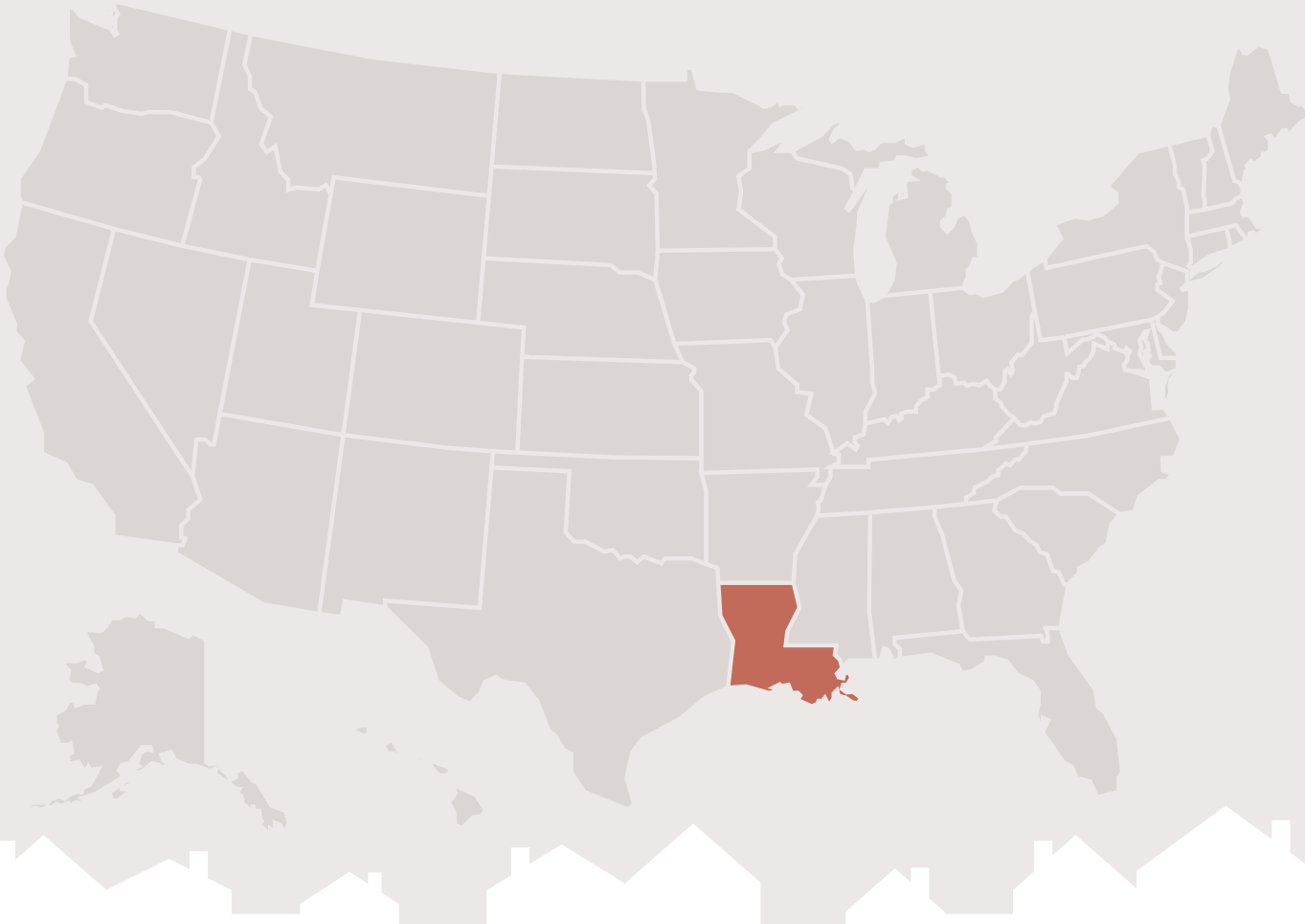
Showing high concern, %

	Percentage	National Average
Being sexually harassed or assaulted by coworkers	30%	24%
Being bullied by coworkers	29%	26%
Being physically assaulted by coworkers	24%	24%
Discrimination by coworkers	39%	33%
Losing my job	40%	38%
Limited maternity/paternity leave	20%	23%
Work overload	37%	37%
Lack of compensation/reward	40%	41%

Relevant question(s): H2. Below are a few examples of workplace issues. Using a scale from 1 to 7 where '1' is not at all concerned and '7' is very concerned, how concerned are you about each of these workplace issues happening to you? Among respondents in Alabama, 100n

State-by-State Reports:

Louisiana



Violent crime is the most concerning safety and security issue in Louisiana.

Ranked first place as most concerning when asked to rank all six safety issues in order from most concerning (1) to least concerning (6).

Louisiana

Louisiana

	Violent Crime	Property Crime	Digital Security	Health/Wellness	Environmental	Work-place
High Level of Concern	66%	67%	60%	45%	56%	41%
National Average	56%	59%	59%	40%	46%	34%
Experienced Ever	21%	44%	43%	22%	55%	20%
National Average	22%	38%	39%	18%	32%	23%
Experienced in Past Year	9%	18%	27%	16%	25%	10%
National Average	10%	16%	24%	11%	19%	14%

High concern is determined by the percentage of respondents that rated their level of concern for each safety issue '5' or higher. Lowest concern is determined by the percentage of respondents that rated their level of concern '3' or lower.

Relevant question(s): B4. Using a scale from 1 to 7 where '1' is not at all concerned and '7' is very concerned, how concerned are you about each of the following issues happening to you? / B5. Thinking about your life in your home and in your community, please rank each issue from 1 to 6 with '1' being the issue that is most concerning to you and '6' being the issue that is least concerning to you. / B7. Have you, or has anyone in your household, experienced any of the following safety and/or security issues? Among respondents in Alabama, 100n. / B8. When did you, or anyone in your household, last experience any of the following safety and/or security issues? Among respondents in Alabama who has or someone in household has experienced each safety/security issue, base varies, 13***-43**n.

Violent Crime

Showing high concern, %

	Percentage	National Average
Being sexually assaulted by a stranger	46%	39%
Being sexually assaulted by a friend/family member	28%	23%
Getting murdered by a stranger	55%	46%
Getting murdered by a friend/family member	27%	25%
Being attacked while driving my car	47%	42%
Being physically assaulted by a stranger causing bodily injury	60%	50%
Being physically assaulted by a friend/family member causing bodily injury	31%	26%
Being robbed on the streets	58%	52%
Being the victim of terrorism	31%	39%

Relevant question(s): D2. Below are a few examples of violent crimes. Using a scale from 1 to 7 where '1' is not at all concerned and '7' is very concerned, how concerned are you about each of these violent crimes happening to you?

Property Crime

Showing high concern, %

	Percentage	National Average
Someone lighting my house on fire	36%	35%
My valuables (jewelry, watches, purse, wallet or money) being stolen	46%	53%
My electronics being stolen	50%	49%
My personal documents (e.g., photos or files) being stolen	52%	48%
My house keys being stolen	45%	39%
Someone breaking in when I am not home	67%	63%
Someone breaking in while I am home or sleeping	63%	60%
My motor vehicle being stolen	49%	46%
My motor vehicle being broken into	56%	53%
Someone vandalizing my property	52%	50%

Relevant question(s): C2. Below are a few examples of property crimes. Using a scale from 1 to 7 where '1' is not at all concerned and '7' is very concerned, how concerned are you about each of these property crimes happening to you? Among respondents in Alabama, 100n

Digital Security

Showing high concern, %

	Percentage	National Average
Someone having access to/sharing my sensitive information (e.g., emails, financial information, photos, files, browsing history)	71%	70%
My professional reputation being put at risk through online activity	50%	43%
Being hacked by a stranger	70%	69%
Being a target for identity theft	69%	74%
Losing finances through hacking or an online scam	69%	68%
Being cyberbullied/harassed	42%	35%
Being targeted by malicious strangers online	55%	54%
Talking to a stranger posing as someone else online	36%	42%
Companies accessing and profiting from my personal information	58%	61%
The government having access to my personal information and monitoring me	63%	55%

Relevant question(s): E2. Below are a few examples of digital security issues. Using a scale from 1 to 7 where '1' is not at all concerned and '7' is very concerned, how concerned are you about each of these digital security issues happening to you?

Health and Wellness

Showing high concern, %

	Percentage	National Average
Carbon monoxide poisoning	32%	35%
Choking, suffocation, and strangulation	31%	31%
Falling and causing bodily injury or death	40%	45%
Falling objects causing bodily injury or death	28%	30%
Overdosing on medicine/prescribed drugs	25%	24%
Poisoning from amphetamines, caffeine, or alcohol	24%	24%
Poisoning from household cleaning supplies	28%	26%
Open fires or burns	31%	33%
Drowning	26%	24%
Household toxin inhalation (e.g., asbestos, lead paint, mold, radon)	32%	32%

Relevant question(s): F2. Below are a few examples of health and wellness issues. Using a scale from 1 to 7 where '1' is not at all concerned and '7' is very concerned, how concerned are you about each of these health and wellness issues happening to you? Among respondents in Alabama, 100n

Environmental Safety

Showing high concern, %

	Percentage	National Average
Earthquakes	20%	31%
Mudslides/landslides	16%	22%
Volcanic eruptions	17%	19%
Floods	72%	44%
Tsunamis	17%	21%
Tornados	51%	40%
Forest fires	25%	33%
Poor air quality/air pollution	49%	54%
Surface and ground water quality	52%	52%
Animals/wildlife attacks	25%	28%

Relevant question(s): G2. Below are a few examples of environmental issues. Using a scale from 1 to 7 where '1' is not at all concerned and '7' is very concerned, how concerned are you about each of these environmental issues happening in your community?

Workplace Safety

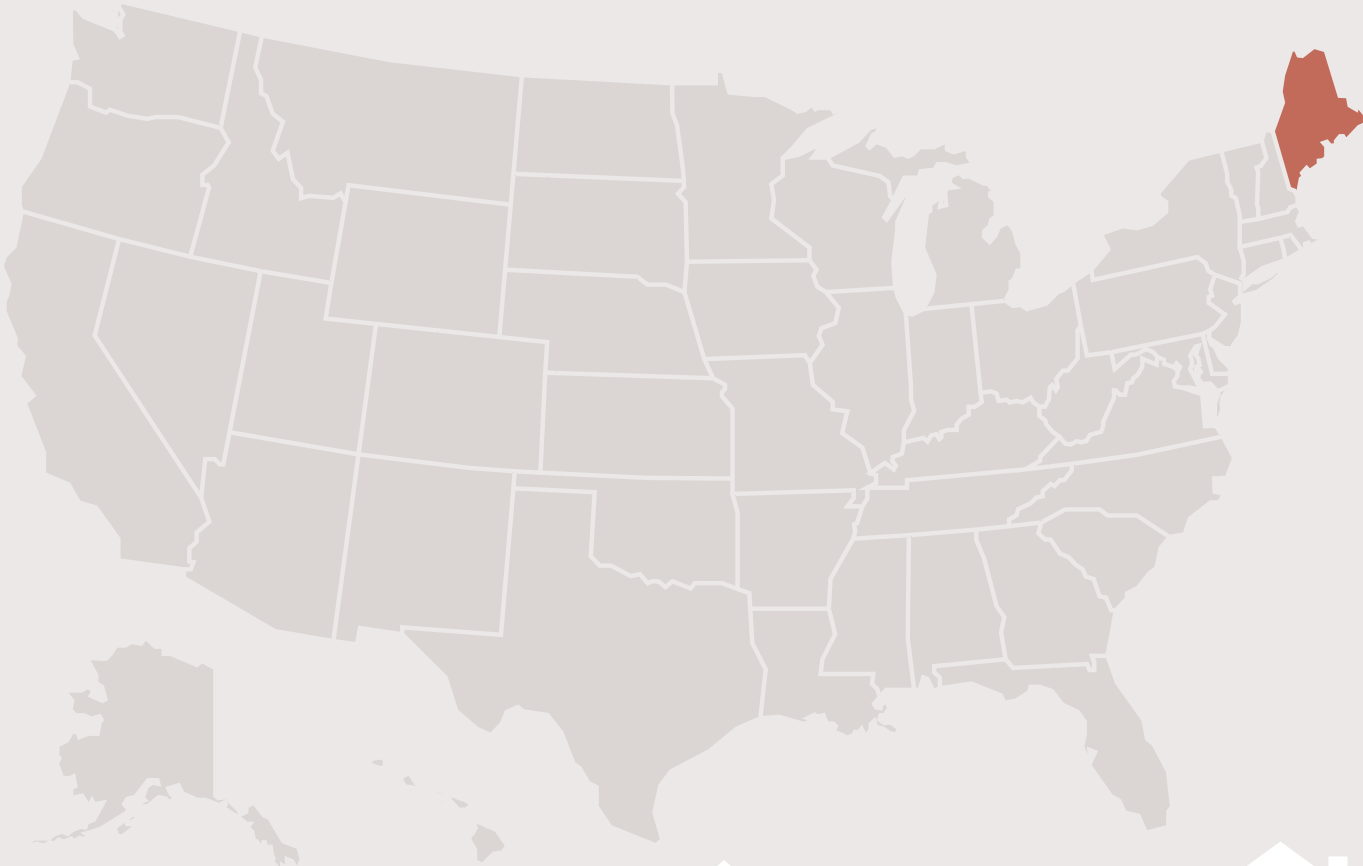
Showing high concern, %

	Percentage	National Average
Being sexually harassed or assaulted by coworkers	23%	24%
Being bullied by coworkers	22%	26%
Being physically assaulted by coworkers	22%	24%
Discrimination by coworkers	30%	33%
Losing my job	42%	38%
Limited maternity/paternity leave	19%	23%
Work overload	32%	37%
Lack of compensation/reward	44%	41%

Relevant question(s): H2. Below are a few examples of workplace issues. Using a scale from 1 to 7 where '1' is not at all concerned and '7' is very concerned, how concerned are you about each of these workplace issues happening to you? Among respondents in Alabama, 100n

State-by-State Reports:

Maine



Violent crime is the most concerning safety and security issue in Maine.

Ranked first place as most concerning when asked to rank all six safety issues in order from most concerning (1) to least concerning (6).

Maine

Maine

	Violent Crime	Property Crime	Digital Security	Health/Wellness	Environmental	Work-place
High Level of Concern	44%	45%	48%	28%	32%	12%
National Average	56%	59%	59%	40%	46%	34%
Experienced Ever	14%	38%	45%	17%	28%	21%
National Average	22%	38%	39%	18%	32%	23%
Experienced in Past Year	4%	13%	24%	3%	8%	12%
National Average	10%	16%	24%	11%	19%	14%

High concern is determined by the percentage of respondents that rated their level of concern for each safety issue '5' or higher. Lowest concern is determined by the percentage of respondents that rated their level of concern '3' or lower.

Relevant question(s): B4. Using a scale from 1 to 7 where '1' is not at all concerned and '7' is very concerned, how concerned are you about each of the following issues happening to you? / B5. Thinking about your life in your home and in your community, please rank each issue from 1 to 6 with '1' being the issue that is most concerning to you and '6' being the issue that is least concerning to you. / B7. Have you, or has anyone in your household, experienced any of the following safety and/or security issues? Among respondents in Alabama, 100n. / B8. When did you, or anyone in your household, last experience any of the following safety and/or security issues? Among respondents in Alabama who has or someone in household has experienced each safety/security issue, base varies, 13***-43**n.

Violent Crime

Showing high concern, %

	Percentage	National Average
Being sexually assaulted by a stranger	22%	39%
Being sexually assaulted by a friend/family member	10%	23%
Getting murdered by a stranger	32%	46%
Getting murdered by a friend/family member	14%	25%
Being attacked while driving my car	19%	42%
Being physically assaulted by a stranger causing bodily injury	35%	50%
Being physically assaulted by a friend/family member causing bodily injury	13%	26%
Being robbed on the streets	31%	52%
Being the victim of terrorism	26%	39%

Relevant question(s): D2. Below are a few examples of violent crimes. Using a scale from 1 to 7 where '1' is not at all concerned and '7' is very concerned, how concerned are you about each of these violent crimes happening to you?

Property Crime

Showing high concern, %

	Percentage	National Average
Someone lighting my house on fire	24%	35%
My valuables (jewelry, watches, purse, wallet or money) being stolen	36%	53%
My electronics being stolen	40%	49%
My personal documents (e.g., photos or files) being stolen	32%	48%
My house keys being stolen	20%	39%
Someone breaking in when I am not home	57%	63%
Someone breaking in while I am home or sleeping	49%	60%
My motor vehicle being stolen	29%	46%
My motor vehicle being broken into	38%	53%
Someone vandalizing my property	36%	50%

Relevant question(s): C2. Below are a few examples of property crimes. Using a scale from 1 to 7 where '1' is not at all concerned and '7' is very concerned, how concerned are you about each of these property crimes happening to you? Among respondents in Alabama, 100n

Digital Security

Showing high concern, %

	Percentage	National Average
Someone having access to/sharing my sensitive information (e.g., emails, financial information, photos, files, browsing history)	64%	70%
My professional reputation being put at risk through online activity	18%	43%
Being hacked by a stranger	59%	69%
Being a target for identity theft	63%	74%
Losing finances through hacking or an online scam	59%	68%
Being cyberbullied/harassed	19%	35%
Being targeted by malicious strangers online	48%	54%
Talking to a stranger posing as someone else online	26%	42%
Companies accessing and profiting from my personal information	49%	61%
The government having access to my personal information and monitoring me	44%	55%

Relevant question(s): E2. Below are a few examples of digital security issues. Using a scale from 1 to 7 where '1' is not at all concerned and '7' is very concerned, how concerned are you about each of these digital security issues happening to you?

Health and Wellness

Showing high concern, %

	Percentage	National Average
Carbon monoxide poisoning	16%	35%
Choking, suffocation, and strangulation	20%	31%
Falling and causing bodily injury or death	44%	45%
Falling objects causing bodily injury or death	13%	30%
Overdosing on medicine/prescribed drugs	13%	24%
Poisoning from amphetamines, caffeine, or alcohol	16%	24%
Poisoning from household cleaning supplies	16%	26%
Open fires or burns	19%	33%
Drowning	18%	24%
Household toxin inhalation (e.g., asbestos, lead paint, mold, radon)	21%	32%

Relevant question(s): F2. Below are a few examples of health and wellness issues. Using a scale from 1 to 7 where '1' is not at all concerned and '7' is very concerned, how concerned are you about each of these health and wellness issues happening to you? Among respondents in Alabama, 100n

Environmental Safety

Showing high concern, %

	Percentage	National Average
Earthquakes	11%	31%
Mudslides/landslides	11%	22%
Volcanic eruptions	8%	19%
Floods	29%	44%
Tsunamis	11%	21%
Tornados	14%	40%
Forest fires	32%	33%
Poor air quality/air pollution	36%	54%
Surface and ground water quality	41%	52%
Animals/wildlife attacks	26%	28%

Relevant question(s): G2. Below are a few examples of environmental issues. Using a scale from 1 to 7 where '1' is not at all concerned and '7' is very concerned, how concerned are you about each of these environmental issues happening in your community?

Workplace Safety

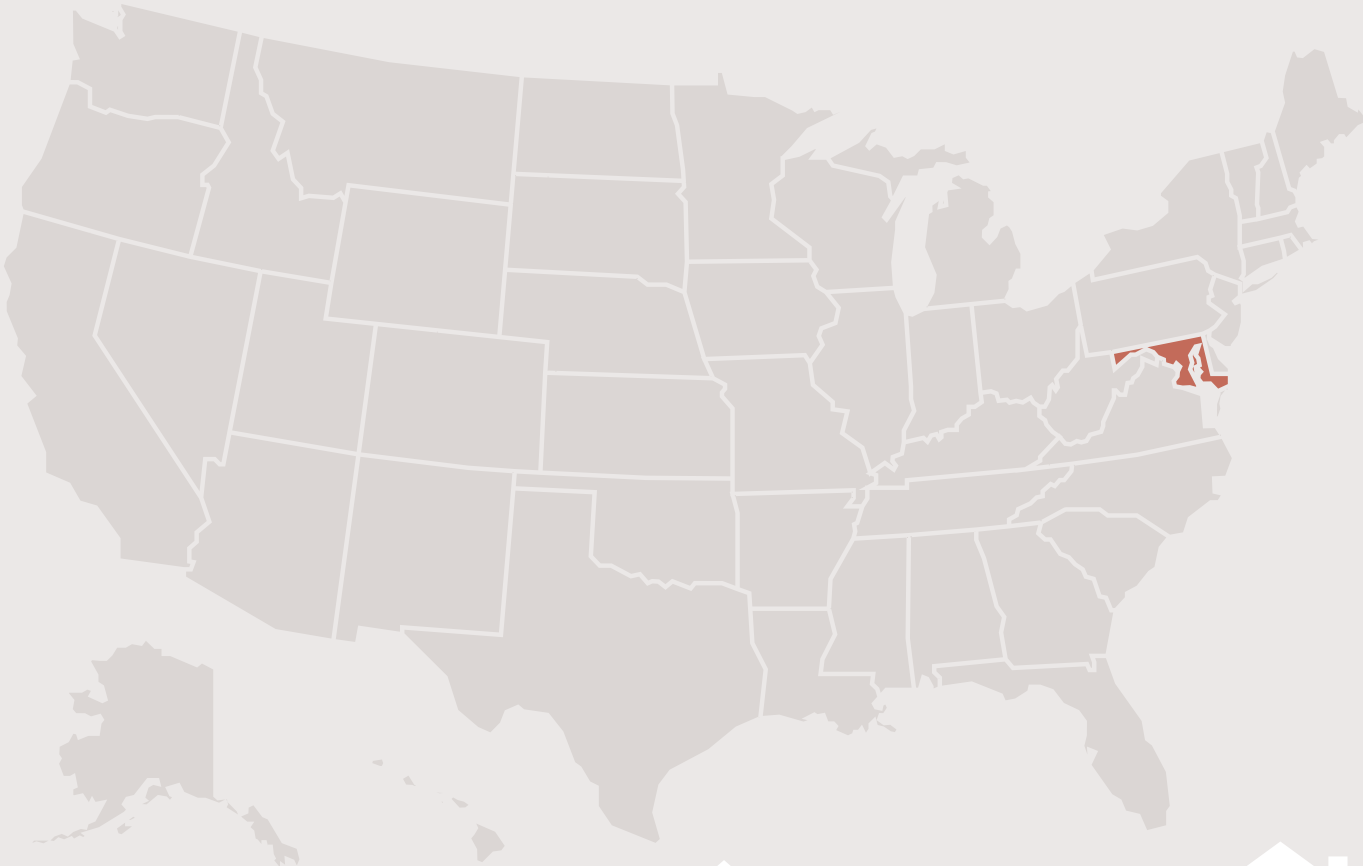
Showing high concern, %

	Percentage	National Average
Being sexually harassed or assaulted by coworkers	9%	24%
Being bullied by coworkers	12%	26%
Being physically assaulted by coworkers	9%	24%
Discrimination by coworkers	15%	33%
Losing my job	26%	38%
Limited maternity/paternity leave	9%	23%
Work overload	23%	37%
Lack of compensation/reward	28%	41%

Relevant question(s): H2. Below are a few examples of workplace issues. Using a scale from 1 to 7 where '1' is not at all concerned and '7' is very concerned, how concerned are you about each of these workplace issues happening to you? Among respondents in Alabama, 100n

State-by-State Reports:

Maryland



Violent crime is the most concerning safety and security issue in Maryland.

Ranked first place as most concerning when asked to rank all six safety issues in order from most concerning (1) to least concerning (6).

Maryland

	Violent Crime	Property Crime	Digital Security	Health/Wellness	Environmental	Work-place
High Level of Concern	61%	65%	61%	34%	45%	38%
National Average	56%	59%	59%	40%	46%	34%
Experienced Ever	24%	29%	32%	15%	22%	26%
National Average	22%	38%	39%	18%	32%	23%
Experienced in Past Year	15%	7%	12%	9%	15%	13%
National Average	10%	16%	24%	11%	19%	14%

High concern is determined by the percentage of respondents that rated their level of concern for each safety issue '5' or higher. Lowest concern is determined by the percentage of respondents that rated their level of concern '3' or lower.

Relevant question(s): B4. Using a scale from 1 to 7 where '1' is not at all concerned and '7' is very concerned, how concerned are you about each of the following issues happening to you? / B5. Thinking about your life in your home and in your community, please rank each issue from 1 to 6 with '1' being the issue that is most concerning to you and '6' being the issue that is least concerning to you. / B7. Have you, or has anyone in your household, experienced any of the following safety and/or security issues? Among respondents in Alabama, 100n. / B8. When did you, or anyone in your household, last experience any of the following safety and/or security issues? Among respondents in Alabama who has or someone in household has experienced each safety/security issue, base varies, 13***-43**n.

Violent Crime

Showing high concern, %

	Percentage	National Average
Being sexually assaulted by a stranger	49%	39%
Being sexually assaulted by a friend/family member	22%	23%
Getting murdered by a stranger	54%	46%
Getting murdered by a friend/family member	28%	25%
Being attacked while driving my car	48%	42%
Being physically assaulted by a stranger causing bodily injury	52%	50%
Being physically assaulted by a friend/family member causing bodily injury	30%	26%
Being robbed on the streets	60%	52%
Being the victim of terrorism	45%	39%

Relevant question(s): D2. Below are a few examples of violent crimes. Using a scale from 1 to 7 where '1' is not at all concerned and '7' is very concerned, how concerned are you about each of these violent crimes happening to you?

Property Crime

Showing high concern, %

	Percentage	National Average
Someone lighting my house on fire	35%	35%
My valuables (jewelry, watches, purse, wallet or money) being stolen	42%	53%
My electronics being stolen	48%	49%
My personal documents (e.g., photos or files) being stolen	50%	48%
My house keys being stolen	40%	39%
Someone breaking in when I am not home	65%	63%
Someone breaking in while I am home or sleeping	63%	60%
My motor vehicle being stolen	52%	46%
My motor vehicle being broken into	54%	53%
Someone vandalizing my property	48%	50%

Relevant question(s): C2. Below are a few examples of property crimes. Using a scale from 1 to 7 where '1' is not at all concerned and '7' is very concerned, how concerned are you about each of these property crimes happening to you? Among respondents in Alabama, 100n

Digital Security

Showing high concern, %

	Percentage	National Average
Someone having access to/sharing my sensitive information (e.g., emails, financial information, photos, files, browsing history)	76%	70%
My professional reputation being put at risk through online activity	45%	43%
Being hacked by a stranger	78%	69%
Being a target for identity theft	74%	74%
Losing finances through hacking or an online scam	70%	68%
Being cyberbullied/harassed	37%	35%
Being targeted by malicious strangers online	58%	54%
Talking to a stranger posing as someone else online	46%	42%
Companies accessing and profiting from my personal information	68%	61%
The government having access to my personal information and monitoring me	56%	55%

Relevant question(s): E2. Below are a few examples of digital security issues. Using a scale from 1 to 7 where '1' is not at all concerned and '7' is very concerned, how concerned are you about each of these digital security issues happening to you?

Health and Wellness

Showing high concern, %

	Percentage	National Average
Carbon monoxide poisoning	37%	35%
Choking, suffocation, and strangulation	32%	31%
Falling and causing bodily injury or death	44%	45%
Falling objects causing bodily injury or death	34%	30%
Overdosing on medicine/prescribed drugs	27%	24%
Poisoning from amphetamines, caffeine, or alcohol	24%	24%
Poisoning from household cleaning supplies	27%	26%
Open fires or burns	28%	33%
Drowning	29%	24%
Household toxin inhalation (e.g., asbestos, lead paint, mold, radon)	38%	32%

Relevant question(s): F2. Below are a few examples of health and wellness issues. Using a scale from 1 to 7 where '1' is not at all concerned and '7' is very concerned, how concerned are you about each of these health and wellness issues happening to you? Among respondents in Alabama, 100n

Environmental Safety

Showing high concern, %

	Percentage	National Average
Earthquakes	27%	31%
Mudslides/landslides	24%	22%
Volcanic eruptions	20%	19%
Floods	47%	44%
Tsunamis	22%	21%
Tornados	31%	40%
Forest fires	24%	33%
Poor air quality/air pollution	56%	54%
Surface and ground water quality	53%	52%
Animals/wildlife attacks	31%	28%

Relevant question(s): G2. Below are a few examples of environmental issues. Using a scale from 1 to 7 where '1' is not at all concerned and '7' is very concerned, how concerned are you about each of these environmental issues happening in your community?

Workplace Safety

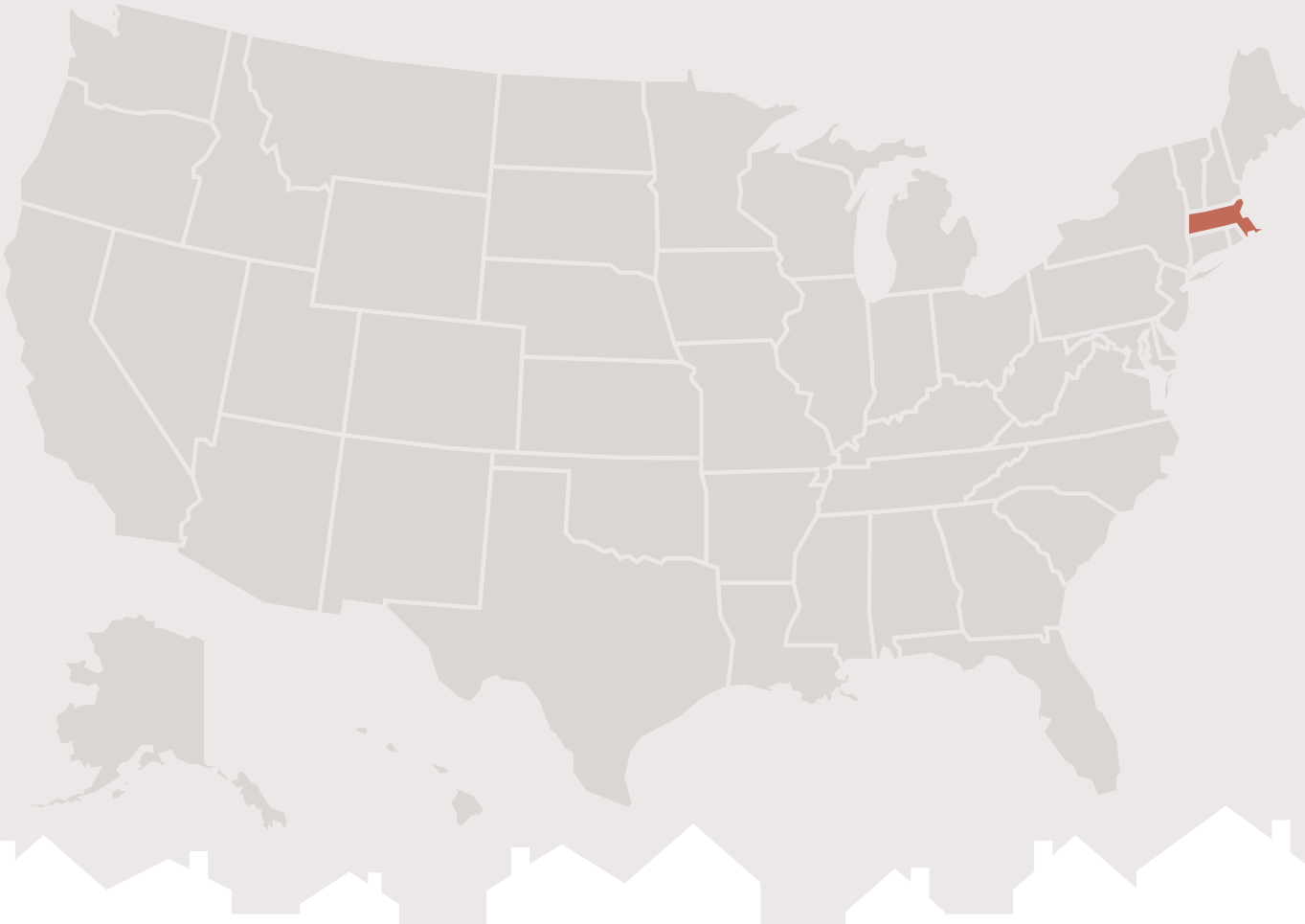
Showing high concern, %

	Percentage	National Average
Being sexually harassed or assaulted by coworkers	30%	24%
Being bullied by coworkers	31%	26%
Being physically assaulted by coworkers	26%	24%
Discrimination by coworkers	39%	33%
Losing my job	47%	38%
Limited maternity/paternity leave	30%	23%
Work overload	43%	37%
Lack of compensation/reward	50%	41%

Relevant question(s): H2. Below are a few examples of workplace issues. Using a scale from 1 to 7 where '1' is not at all concerned and '7' is very concerned, how concerned are you about each of these workplace issues happening to you? Among respondents in Alabama, 100n

State-by-State Reports:

Massachusetts



Violent crime is the most concerning safety and security issue in Massachusetts.

Ranked first place as most concerning when asked to rank all six safety issues in order from most concerning (1) to least concerning (6).

Massachusetts

Massachusetts

	Violent Crime	Property Crime	Digital Security	Health/Wellness	Environmental	Work-place
High Level of Concern	62%	60%	68%	46%	54%	39%
National Average	56%	59%	59%	40%	46%	34%
Experienced Ever	21%	32%	33%	16%	25%	26%
National Average	22%	38%	39%	18%	32%	23%
Experienced in Past Year	9%	10%	20%	8%	12%	13%
National Average	10%	16%	24%	11%	19%	14%

High concern is determined by the percentage of respondents that rated their level of concern for each safety issue '5' or higher. Lowest concern is determined by the percentage of respondents that rated their level of concern '3' or lower.

Relevant question(s): B4. Using a scale from 1 to 7 where '1' is not at all concerned and '7' is very concerned, how concerned are you about each of the following issues happening to you? / B5. Thinking about your life in your home and in your community, please rank each issue from 1 to 6 with '1' being the issue that is most concerning to you and '6' being the issue that is least concerning to you. / B7. Have you, or has anyone in your household, experienced any of the following safety and/or security issues? Among respondents in Alabama, 100n. / B8. When did you, or anyone in your household, last experience any of the following safety and/or security issues? Among respondents in Alabama who has or someone in household has experienced each safety/security issue, base varies, 13***-43**n.

Violent Crime

Showing high concern, %

	Percentage	National Average
Being sexually assaulted by a stranger	38%	39%
Being sexually assaulted by a friend/family member	26%	23%
Getting murdered by a stranger	45%	46%
Getting murdered by a friend/family member	24%	25%
Being attacked while driving my car	41%	42%
Being physically assaulted by a stranger causing bodily injury	50%	50%
Being physically assaulted by a friend/family member causing bodily injury	25%	26%
Being robbed on the streets	51%	52%
Being the victim of terrorism	43%	39%

Relevant question(s): D2. Below are a few examples of violent crimes. Using a scale from 1 to 7 where '1' is not at all concerned and '7' is very concerned, how concerned are you about each of these violent crimes happening to you?

Property Crime

Showing high concern, %

	Percentage	National Average
Someone lighting my house on fire	38%	35%
My valuables (jewelry, watches, purse, wallet or money) being stolen	54%	53%
My electronics being stolen	50%	49%
My personal documents (e.g., photos or files) being stolen	59%	48%
My house keys being stolen	41%	39%
Someone breaking in when I am not home	60%	63%
Someone breaking in while I am home or sleeping	60%	60%
My motor vehicle being stolen	50%	46%
My motor vehicle being broken into	54%	53%
Someone vandalizing my property	49%	50%

Relevant question(s): C2. Below are a few examples of property crimes. Using a scale from 1 to 7 where '1' is not at all concerned and '7' is very concerned, how concerned are you about each of these property crimes happening to you? Among respondents in Alabama, 100n

Digital Security

Showing high concern, %

	Percentage	National Average
Someone having access to/sharing my sensitive information (e.g., emails, financial information, photos, files, browsing history)	69%	70%
My professional reputation being put at risk through online activity	49%	43%
Being hacked by a stranger	66%	69%
Being a target for identity theft	70%	74%
Losing finances through hacking or an online scam	72%	68%
Being cyberbullied/harassed	32%	35%
Being targeted by malicious strangers online	55%	54%
Talking to a stranger posing as someone else online	41%	42%
Companies accessing and profiting from my personal information	66%	61%
The government having access to my personal information and monitoring me	62%	55%

Relevant question(s): E2. Below are a few examples of digital security issues. Using a scale from 1 to 7 where '1' is not at all concerned and '7' is very concerned, how concerned are you about each of these digital security issues happening to you?

Health and Wellness

Showing high concern, %

	Percentage	National Average
Carbon monoxide poisoning	37%	35%
Choking, suffocation, and strangulation	31%	31%
Falling and causing bodily injury or death	46%	45%
Falling objects causing bodily injury or death	32%	30%
Overdosing on medicine/prescribed drugs	27%	24%
Poisoning from amphetamines, caffeine, or alcohol	21%	24%
Poisoning from household cleaning supplies	31%	26%
Open fires or burns	36%	33%
Drowning	19%	24%
Household toxin inhalation (e.g., asbestos, lead paint, mold, radon)	34%	32%

Relevant question(s): F2. Below are a few examples of health and wellness issues. Using a scale from 1 to 7 where '1' is not at all concerned and '7' is very concerned, how concerned are you about each of these health and wellness issues happening to you? Among respondents in Alabama, 100n

Environmental Safety

Showing high concern, %

	Percentage	National Average
Earthquakes	27%	31%
Mudslides/landslides	22%	22%
Volcanic eruptions	20%	19%
Floods	41%	44%
Tsunamis	18%	21%
Tornados	29%	40%
Forest fires	25%	33%
Poor air quality/air pollution	54%	54%
Surface and ground water quality	49%	52%
Animals/wildlife attacks	30%	28%

Relevant question(s): G2. Below are a few examples of environmental issues. Using a scale from 1 to 7 where '1' is not at all concerned and '7' is very concerned, how concerned are you about each of these environmental issues happening in your community?

Workplace Safety

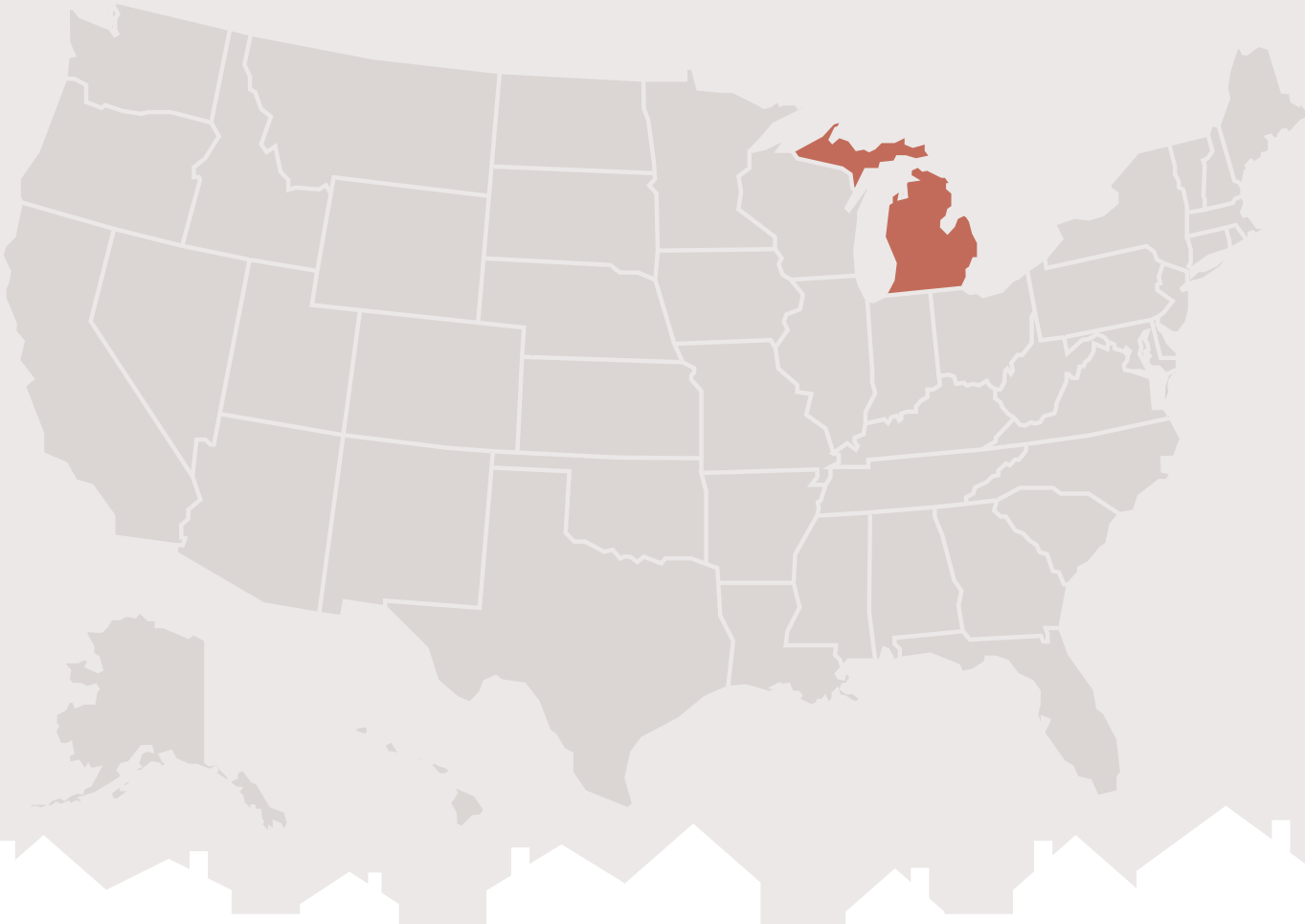
Showing high concern, %

	Percentage	National Average
Being sexually harassed or assaulted by coworkers	23%	24%
Being bullied by coworkers	30%	26%
Being physically assaulted by coworkers	24%	24%
Discrimination by coworkers	41%	33%
Losing my job	45%	38%
Limited maternity/paternity leave	24%	23%
Work overload	50%	37%
Lack of compensation/reward	44%	41%

Relevant question(s): H2. Below are a few examples of workplace issues. Using a scale from 1 to 7 where '1' is not at all concerned and '7' is very concerned, how concerned are you about each of these workplace issues happening to you? Among respondents in Alabama, 100n

State-by-State Reports:

Michigan



Violent crime is the most concerning safety and security issue in Michigan.

Ranked first place as most concerning when asked to rank all six safety issues in order from most concerning (1) to least concerning (6).

Michigan

Michigan

	Violent Crime	Property Crime	Digital Security	Health/Wellness	Environmental	Work-place
High Level of Concern	56%	53%	49%	31%	48%	30%
National Average	56%	59%	59%	40%	46%	34%
Experienced Ever	23%	37%	36%	22%	37%	31%
National Average	22%	38%	39%	18%	32%	23%
Experienced in Past Year	10%	14%	20%	10%	21%	20%
National Average	10%	16%	24%	11%	19%	14%

High concern is determined by the percentage of respondents that rated their level of concern for each safety issue '5' or higher. Lowest concern is determined by the percentage of respondents that rated their level of concern '3' or lower.

Relevant question(s): B4. Using a scale from 1 to 7 where '1' is not at all concerned and '7' is very concerned, how concerned are you about each of the following issues happening to you? / B5. Thinking about your life in your home and in your community, please rank each issue from 1 to 6 with '1' being the issue that is most concerning to you and '6' being the issue that is least concerning to you. / B7. Have you, or has anyone in your household, experienced any of the following safety and/or security issues? Among respondents in Alabama, 100n. / B8. When did you, or anyone in your household, last experience any of the following safety and/or security issues? Among respondents in Alabama who has or someone in household has experienced each safety/security issue, base varies, 13***-43**n.

Violent Crime

Showing high concern, %

	Percentage	National Average
Being sexually assaulted by a stranger	36%	39%
Being sexually assaulted by a friend/family member	20%	23%
Getting murdered by a stranger	36%	46%
Getting murdered by a friend/family member	21%	25%
Being attacked while driving my car	32%	42%
Being physically assaulted by a stranger causing bodily injury	38%	50%
Being physically assaulted by a friend/family member causing bodily injury	18%	26%
Being robbed on the streets	45%	52%
Being the victim of terrorism	35%	39%

Relevant question(s): D2. Below are a few examples of violent crimes. Using a scale from 1 to 7 where '1' is not at all concerned and '7' is very concerned, how concerned are you about each of these violent crimes happening to you?

Property Crime

Showing high concern, %

	Percentage	National Average
Someone lighting my house on fire	32%	35%
My valuables (jewelry, watches, purse, wallet or money) being stolen	49%	53%
My electronics being stolen	45%	49%
My personal documents (e.g., photos or files) being stolen	40%	48%
My house keys being stolen	26%	39%
Someone breaking in when I am not home	52%	63%
Someone breaking in while I am home or sleeping	53%	60%
My motor vehicle being stolen	42%	46%
My motor vehicle being broken into	46%	53%
Someone vandalizing my property	40%	50%

Relevant question(s): C2. Below are a few examples of property crimes. Using a scale from 1 to 7 where '1' is not at all concerned and '7' is very concerned, how concerned are you about each of these property crimes happening to you? Among respondents in Alabama, 100n

Digital Security

Showing high concern, %

	Percentage	National Average
Someone having access to/sharing my sensitive information (e.g., emails, financial information, photos, files, browsing history)	63%	70%
My professional reputation being put at risk through online activity	38%	43%
Being hacked by a stranger	68%	69%
Being a target for identity theft	65%	74%
Losing finances through hacking or an online scam	62%	68%
Being cyberbullied/harassed	31%	35%
Being targeted by malicious strangers online	49%	54%
Talking to a stranger posing as someone else online	32%	42%
Companies accessing and profiting from my personal information	52%	61%
The government having access to my personal information and monitoring me	52%	55%

Relevant question(s): E2. Below are a few examples of digital security issues. Using a scale from 1 to 7 where '1' is not at all concerned and '7' is very concerned, how concerned are you about each of these digital security issues happening to you?

Health and Wellness

Showing high concern, %

	Percentage	National Average
Carbon monoxide poisoning	31%	35%
Choking, suffocation, and strangulation	23%	31%
Falling and causing bodily injury or death	36%	45%
Falling objects causing bodily injury or death	26%	30%
Overdosing on medicine/prescribed drugs	14%	24%
Poisoning from amphetamines, caffeine, or alcohol	19%	24%
Poisoning from household cleaning supplies	24%	26%
Open fires or burns	23%	33%
Drowning	19%	24%
Household toxin inhalation (e.g., asbestos, lead paint, mold, radon)	25%	32%

Relevant question(s): F2. Below are a few examples of health and wellness issues. Using a scale from 1 to 7 where '1' is not at all concerned and '7' is very concerned, how concerned are you about each of these health and wellness issues happening to you? Among respondents in Alabama, 100n

Environmental Safety

Showing high concern, %

	Percentage	National Average
Earthquakes	17%	31%
Mudslides/landslides	11%	22%
Volcanic eruptions	15%	19%
Floods	36%	44%
Tsunamis	17%	21%
Tornados	36%	40%
Forest fires	18%	33%
Poor air quality/air pollution	53%	54%
Surface and ground water quality	57%	52%
Animals/wildlife attacks	23%	28%

Relevant question(s): G2. Below are a few examples of environmental issues. Using a scale from 1 to 7 where '1' is not at all concerned and '7' is very concerned, how concerned are you about each of these environmental issues happening in your community?

Workplace Safety

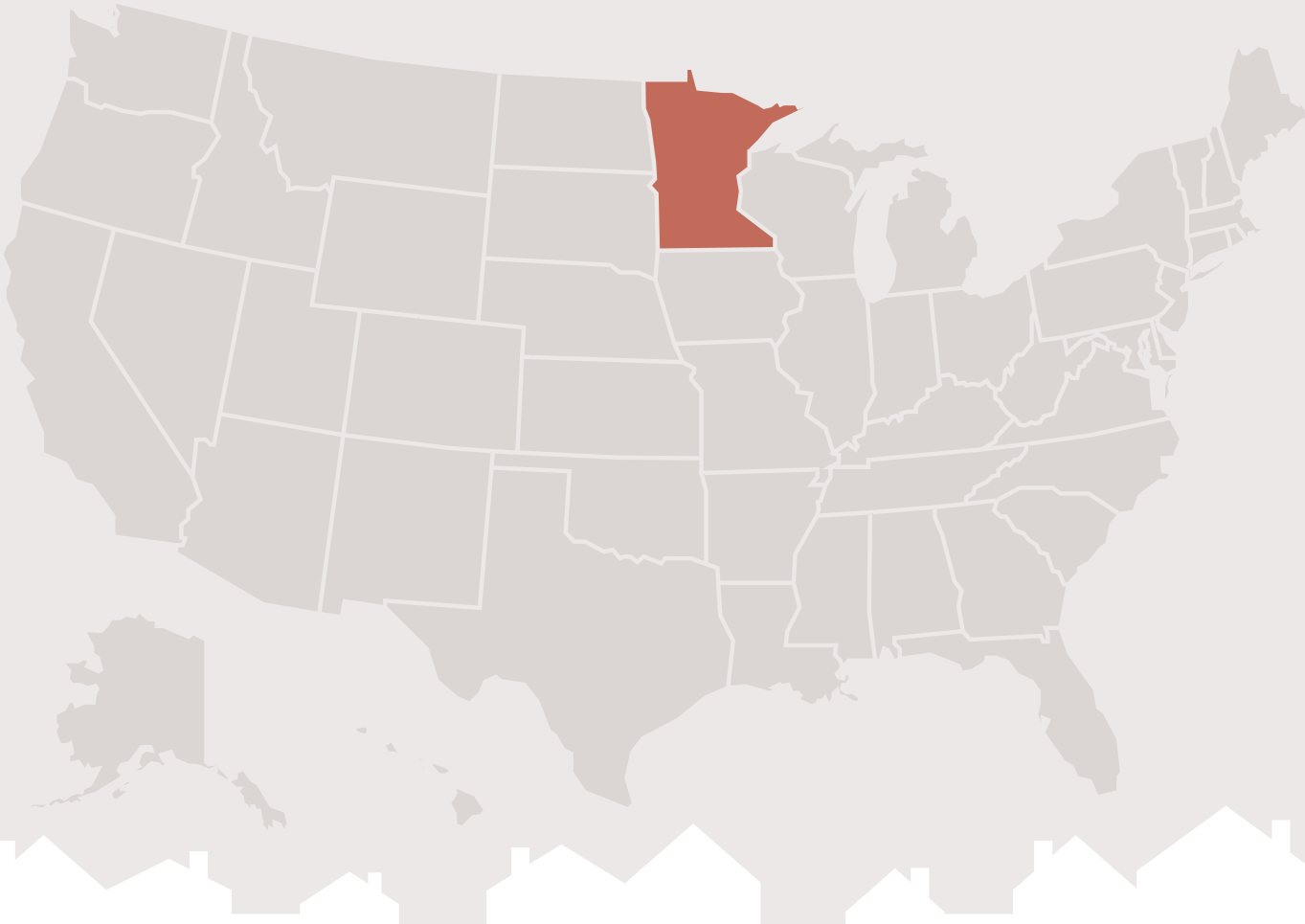
Showing high concern, %

	Percentage	National Average
Being sexually harassed or assaulted by coworkers	25%	24%
Being bullied by coworkers	21%	26%
Being physically assaulted by coworkers	21%	24%
Discrimination by coworkers	34%	33%
Losing my job	39%	38%
Limited maternity/paternity leave	21%	23%
Work overload	41%	37%
Lack of compensation/reward	40%	41%

Relevant question(s): H2. Below are a few examples of workplace issues. Using a scale from 1 to 7 where '1' is not at all concerned and '7' is very concerned, how concerned are you about each of these workplace issues happening to you? Among respondents in Alabama, 100n

State-by-State Reports:

Minnesota



Violent crime is the most concerning safety and security issue in Minnesota.

Ranked first place as most concerning when asked to rank all six safety issues in order from most concerning (1) to least concerning (6).

Minnesota

	Violent Crime	Property Crime	Digital Security	Health/Wellness	Environmental	Work-place
High Level of Concern	52%	55%	52%	35%	34%	26%
National Average	56%	59%	59%	40%	46%	34%
Experienced Ever	18%	38%	34%	20%	29%	22%
National Average	22%	38%	39%	18%	32%	23%
Experienced in Past Year	6%	7%	24%	13%	12%	9%
National Average	10%	16%	24%	11%	19%	14%

High concern is determined by the percentage of respondents that rated their level of concern for each safety issue '5' or higher. Lowest concern is determined by the percentage of respondents that rated their level of concern '3' or lower.

Relevant question(s): B4. Using a scale from 1 to 7 where '1' is not at all concerned and '7' is very concerned, how concerned are you about each of the following issues happening to you? / B5. Thinking about your life in your home and in your community, please rank each issue from 1 to 6 with '1' being the issue that is most concerning to you and '6' being the issue that is least concerning to you. / B7. Have you, or has anyone in your household, experienced any of the following safety and/or security issues? Among respondents in Alabama, 100n. / B8. When did you, or anyone in your household, last experience any of the following safety and/or security issues? Among respondents in Alabama who has or someone in household has experienced each safety/security issue, base varies, 13***-43**n.

Violent Crime

Showing high concern, %

	Percentage	National Average
Being sexually assaulted by a stranger	36%	39%
Being sexually assaulted by a friend/family member	20%	23%
Getting murdered by a stranger	40%	46%
Getting murdered by a friend/family member	15%	25%
Being attacked while driving my car	38%	42%
Being physically assaulted by a stranger causing bodily injury	44%	50%
Being physically assaulted by a friend/family member causing bodily injury	24%	26%
Being robbed on the streets	48%	52%
Being the victim of terrorism	35%	39%

Relevant question(s): D2. Below are a few examples of violent crimes. Using a scale from 1 to 7 where '1' is not at all concerned and '7' is very concerned, how concerned are you about each of these violent crimes happening to you?

Property Crime

Showing high concern, %

	Percentage	National Average
Someone lighting my house on fire	22%	35%
My valuables (jewelry, watches, purse, wallet or money) being stolen	49%	53%
My electronics being stolen	45%	49%
My personal documents (e.g., photos or files) being stolen	39%	48%
My house keys being stolen	26%	39%
Someone breaking in when I am not home	57%	63%
Someone breaking in while I am home or sleeping	51%	60%
My motor vehicle being stolen	37%	46%
My motor vehicle being broken into	40%	53%
Someone vandalizing my property	42%	50%

Relevant question(s): C2. Below are a few examples of property crimes. Using a scale from 1 to 7 where '1' is not at all concerned and '7' is very concerned, how concerned are you about each of these property crimes happening to you? Among respondents in Alabama, 100n

Digital Security

Showing high concern, %

	Percentage	National Average
Someone having access to/sharing my sensitive information (e.g., emails, financial information, photos, files, browsing history)	64%	70%
My professional reputation being put at risk through online activity	39%	43%
Being hacked by a stranger	58%	69%
Being a target for identity theft	70%	74%
Losing finances through hacking or an online scam	63%	68%
Being cyberbullied/harassed	31%	35%
Being targeted by malicious strangers online	48%	54%
Talking to a stranger posing as someone else online	38%	42%
Companies accessing and profiting from my personal information	58%	61%
The government having access to my personal information and monitoring me	43%	55%

Relevant question(s): E2. Below are a few examples of digital security issues. Using a scale from 1 to 7 where '1' is not at all concerned and '7' is very concerned, how concerned are you about each of these digital security issues happening to you?

Health and Wellness

Showing high concern, %

	Percentage	National Average
Carbon monoxide poisoning	36%	35%
Choking, suffocation, and strangulation	28%	31%
Falling and causing bodily injury or death	35%	45%
Falling objects causing bodily injury or death	25%	30%
Overdosing on medicine/prescribed drugs	17%	24%
Poisoning from amphetamines, caffeine, or alcohol	18%	24%
Poisoning from household cleaning supplies	23%	26%
Open fires or burns	27%	33%
Drowning	25%	24%
Household toxin inhalation (e.g., asbestos, lead paint, mold, radon)	28%	32%

Relevant question(s): F2. Below are a few examples of health and wellness issues. Using a scale from 1 to 7 where '1' is not at all concerned and '7' is very concerned, how concerned are you about each of these health and wellness issues happening to you? Among respondents in Alabama, 100n

Environmental Safety

Showing high concern, %

	Percentage	National Average
Earthquakes	19%	31%
Mudslides/landslides	18%	22%
Volcanic eruptions	18%	19%
Floods	31%	44%
Tsunamis	15%	21%
Tornados	44%	40%
Forest fires	21%	33%
Poor air quality/air pollution	50%	54%
Surface and ground water quality	41%	52%
Animals/wildlife attacks	20%	28%

Relevant question(s): G2. Below are a few examples of environmental issues. Using a scale from 1 to 7 where '1' is not at all concerned and '7' is very concerned, how concerned are you about each of these environmental issues happening in your community?

Workplace Safety

Showing high concern, %

	Percentage	National Average
Being sexually harassed or assaulted by coworkers	16%	24%
Being bullied by coworkers	24%	26%
Being physically assaulted by coworkers	16%	24%
Discrimination by coworkers	30%	33%
Losing my job	33%	38%
Limited maternity/paternity leave	21%	23%
Work overload	31%	37%
Lack of compensation/reward	34%	41%

Relevant question(s): H2. Below are a few examples of workplace issues. Using a scale from 1 to 7 where '1' is not at all concerned and '7' is very concerned, how concerned are you about each of these workplace issues happening to you? Among respondents in Alabama, 100n

State-by-State Reports:

Mississippi



Violent crime is the most concerning safety and security issue in Mississippi.

Ranked first place as most concerning when asked to rank all six safety issues in order from most concerning (1) to least concerning (6).

Mississippi

Mississippi

	Violent Crime	Property Crime	Digital Security	Health/Wellness	Environmental	Work-place
High Level of Concern	64%	53%	58%	41%	48%	30%
National Average	56%	59%	59%	40%	46%	34%
Experienced Ever	17%	45%	37%	14%	49%	30%
National Average	22%	38%	39%	18%	32%	23%
Experienced in Past Year	6%	16%	27%	9%	18%	15%
National Average	10%	16%	24%	11%	19%	14%

High concern is determined by the percentage of respondents that rated their level of concern for each safety issue '5' or higher. Lowest concern is determined by the percentage of respondents that rated their level of concern '3' or lower.

Relevant question(s): B4. Using a scale from 1 to 7 where '1' is not at all concerned and '7' is very concerned, how concerned are you about each of the following issues happening to you? / B5. Thinking about your life in your home and in your community, please rank each issue from 1 to 6 with '1' being the issue that is most concerning to you and '6' being the issue that is least concerning to you. / B7. Have you, or has anyone in your household, experienced any of the following safety and/or security issues? Among respondents in Alabama, 100n. / B8. When did you, or anyone in your household, last experience any of the following safety and/or security issues? Among respondents in Alabama who has or someone in household has experienced each safety/security issue, base varies, 13***-43**n.

Violent Crime

Showing high concern, %

	Percentage	National Average
Being sexually assaulted by a stranger	37%	39%
Being sexually assaulted by a friend/family member	18%	23%
Getting murdered by a stranger	49%	46%
Getting murdered by a friend/family member	25%	25%
Being attacked while driving my car	37%	42%
Being physically assaulted by a stranger causing bodily injury	48%	50%
Being physically assaulted by a friend/family member causing bodily injury	20%	26%
Being robbed on the streets	45%	52%
Being the victim of terrorism	33%	39%

Relevant question(s): D2. Below are a few examples of violent crimes. Using a scale from 1 to 7 where '1' is not at all concerned and '7' is very concerned, how concerned are you about each of these violent crimes happening to you?

Property Crime

Showing high concern, %

	Percentage	National Average
Someone lighting my house on fire	30%	35%
My valuables (jewelry, watches, purse, wallet or money) being stolen	43%	53%
My electronics being stolen	50%	49%
My personal documents (e.g., photos or files) being stolen	42%	48%
My house keys being stolen	35%	39%
Someone breaking in when I am not home	64%	63%
Someone breaking in while I am home or sleeping	50%	60%
My motor vehicle being stolen	49%	46%
My motor vehicle being broken into	53%	53%
Someone vandalizing my property	50%	50%

Relevant question(s): C2. Below are a few examples of property crimes. Using a scale from 1 to 7 where '1' is not at all concerned and '7' is very concerned, how concerned are you about each of these property crimes happening to you? Among respondents in Alabama, 100n

Digital Security

Showing high concern, %

	Percentage	National Average
Someone having access to/sharing my sensitive information (e.g., emails, financial information, photos, files, browsing history)	66%	70%
My professional reputation being put at risk through online activity	43%	43%
Being hacked by a stranger	69%	69%
Being a target for identity theft	71%	74%
Losing finances through hacking or an online scam	66%	68%
Being cyberbullied/harassed	34%	35%
Being targeted by malicious strangers online	52%	54%
Talking to a stranger posing as someone else online	42%	42%
Companies accessing and profiting from my personal information	56%	61%
The government having access to my personal information and monitoring me	55%	55%

Relevant question(s): E2. Below are a few examples of digital security issues. Using a scale from 1 to 7 where '1' is not at all concerned and '7' is very concerned, how concerned are you about each of these digital security issues happening to you?

Health and Wellness

Showing high concern, %

	Percentage	National Average
Carbon monoxide poisoning	22%	35%
Choking, suffocation, and strangulation	25%	31%
Falling and causing bodily injury or death	42%	45%
Falling objects causing bodily injury or death	21%	30%
Overdosing on medicine/prescribed drugs	21%	24%
Poisoning from amphetamines, caffeine, or alcohol	17%	24%
Poisoning from household cleaning supplies	15%	26%
Open fires or burns	27%	33%
Drowning	20%	24%
Household toxin inhalation (e.g., asbestos, lead paint, mold, radon)	18%	32%

Relevant question(s): F2. Below are a few examples of health and wellness issues. Using a scale from 1 to 7 where '1' is not at all concerned and '7' is very concerned, how concerned are you about each of these health and wellness issues happening to you? Among respondents in Alabama, 100n

Environmental Safety

Showing high concern, %

	Percentage	National Average
Earthquakes	22%	31%
Mudslides/landslides	14%	22%
Volcanic eruptions	16%	19%
Floods	48%	44%
Tsunamis	17%	21%
Tornados	60%	40%
Forest fires	26%	33%
Poor air quality/air pollution	41%	54%
Surface and ground water quality	42%	52%
Animals/wildlife attacks	22%	28%

Relevant question(s): G2. Below are a few examples of environmental issues. Using a scale from 1 to 7 where '1' is not at all concerned and '7' is very concerned, how concerned are you about each of these environmental issues happening in your community?

Workplace Safety

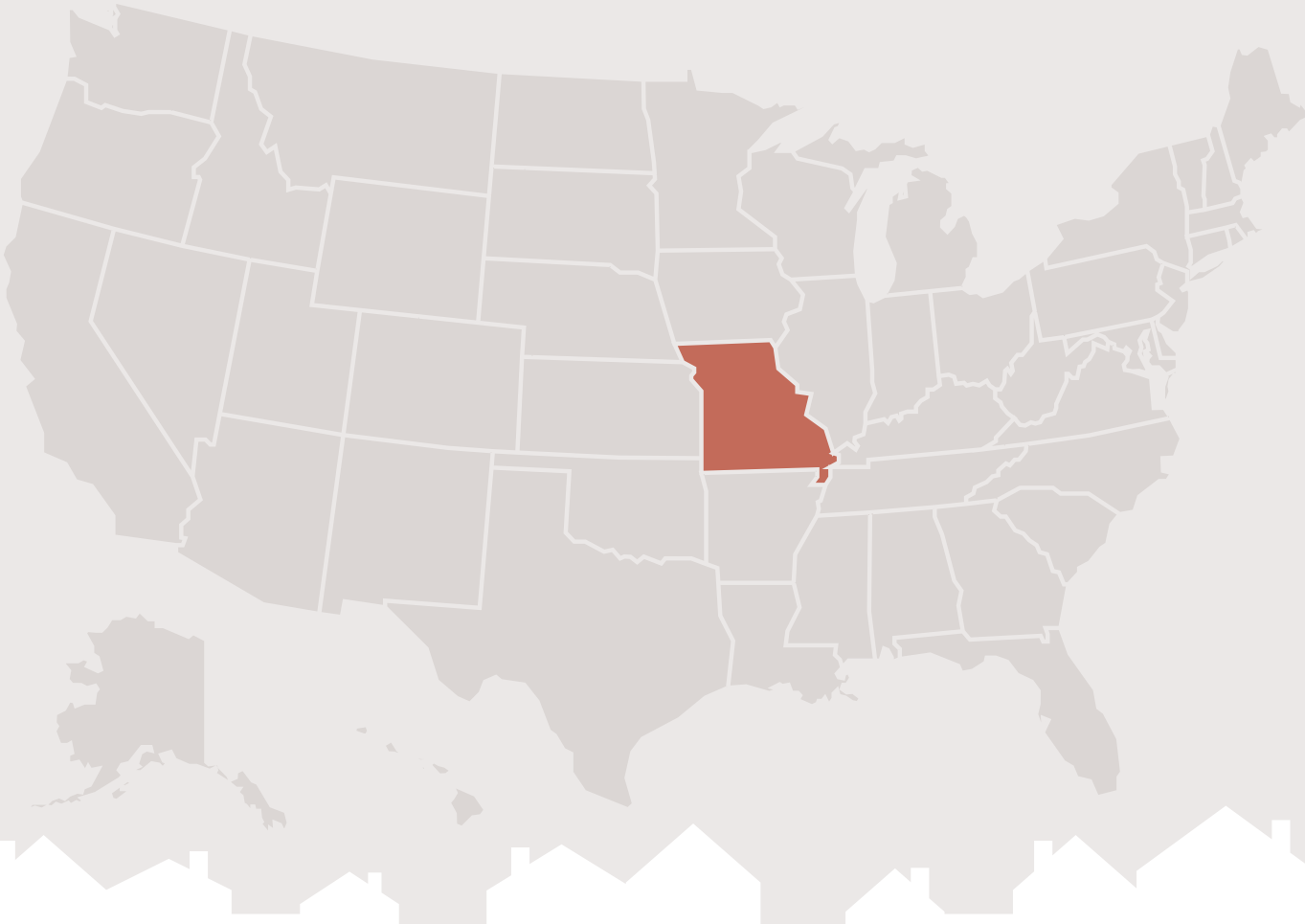
Showing high concern, %

	Percentage	National Average
Being sexually harassed or assaulted by coworkers	22%	24%
Being bullied by coworkers	26%	26%
Being physically assaulted by coworkers	16%	24%
Discrimination by coworkers	28%	33%
Losing my job	36%	38%
Limited maternity/paternity leave	17%	23%
Work overload	28%	37%
Lack of compensation/reward	37%	41%

Relevant question(s): H2. Below are a few examples of workplace issues. Using a scale from 1 to 7 where '1' is not at all concerned and '7' is very concerned, how concerned are you about each of these workplace issues happening to you? Among respondents in Alabama, 100n

State-by-State Reports:

Missouri



Violent crime is the most concerning safety and security issue in Missouri.

Ranked first place as most concerning when asked to rank all six safety issues in order from most concerning (1) to least concerning (6).

Missouri

	Violent Crime	Property Crime	Digital Security	Health/Wellness	Environ-mental	Work-place
High Level of Concern	50%	57%	52%	32%	38%	26%
National Average	56%	59%	59%	40%	46%	34%
Experienced Ever	17%	42%	40%	22%	34%	26%
National Average	22%	38%	39%	18%	32%	23%
Experienced in Past Year	9%	15%	20%	9%	13%	14%
National Average	10%	16%	24%	11%	19%	14%

High concern is determined by the percentage of respondents that rated their level of concern for each safety issue '5' or higher. Lowest concern is determined by the percentage of respondents that rated their level of concern '3' or lower.

Relevant question(s): B4. Using a scale from 1 to 7 where '1' is not at all concerned and '7' is very concerned, how concerned are you about each of the following issues happening to you? / B5. Thinking about your life in your home and in your community, please rank each issue from 1 to 6 with '1' being the issue that is most concerning to you and '6' being the issue that is least concerning to you. / B7. Have you, or has anyone in your household, experienced any of the following safety and/or security issues? Among respondents in Alabama, 100n. / B8. When did you, or anyone in your household, last experience any of the following safety and/or security issues? Among respondents in Alabama who has or someone in household has experienced each safety/security issue, base varies, 13***-43**n.

Violent Crime

Showing high concern, %

	Percentage	National Average
Being sexually assaulted by a stranger	36%	39%
Being sexually assaulted by a friend/family member	18%	23%
Getting murdered by a stranger	45%	46%
Getting murdered by a friend/family member	19%	25%
Being attacked while driving my car	43%	42%
Being physically assaulted by a stranger causing bodily injury	53%	50%
Being physically assaulted by a friend/family member causing bodily injury	23%	26%
Being robbed on the streets	51%	52%
Being the victim of terrorism	34%	39%

Relevant question(s): D2. Below are a few examples of violent crimes. Using a scale from 1 to 7 where '1' is not at all concerned and '7' is very concerned, how concerned are you about each of these violent crimes happening to you?

Property Crime

Showing high concern, %

	Percentage	National Average
Someone lighting my house on fire	26%	35%
My valuables (jewelry, watches, purse, wallet or money) being stolen	45%	53%
My electronics being stolen	50%	49%
My personal documents (e.g., photos or files) being stolen	42%	48%
My house keys being stolen	35%	39%
Someone breaking in when I am not home	63%	63%
Someone breaking in while I am home or sleeping	64%	60%
My motor vehicle being stolen	47%	46%
My motor vehicle being broken into	45%	53%
Someone vandalizing my property	50%	50%

Relevant question(s): C2. Below are a few examples of property crimes. Using a scale from 1 to 7 where '1' is not at all concerned and '7' is very concerned, how concerned are you about each of these property crimes happening to you? Among respondents in Alabama, 100n

Digital Security

Showing high concern, %

	Percentage	National Average
Someone having access to/sharing my sensitive information (e.g., emails, financial information, photos, files, browsing history)	71%	70%
My professional reputation being put at risk through online activity	43%	43%
Being hacked by a stranger	69%	69%
Being a target for identity theft	67%	74%
Losing finances through hacking or an online scam	67%	68%
Being cyberbullied/harassed	27%	35%
Being targeted by malicious strangers online	56%	54%
Talking to a stranger posing as someone else online	38%	42%
Companies accessing and profiting from my personal information	58%	61%
The government having access to my personal information and monitoring me	53%	55%

Relevant question(s): E2. Below are a few examples of digital security issues. Using a scale from 1 to 7 where '1' is not at all concerned and '7' is very concerned, how concerned are you about each of these digital security issues happening to you?

Health and Wellness

Showing high concern, %

	Percentage	National Average
Carbon monoxide poisoning	33%	35%
Choking, suffocation, and strangulation	27%	31%
Falling and causing bodily injury or death	43%	45%
Falling objects causing bodily injury or death	28%	30%
Overdosing on medicine/prescribed drugs	19%	24%
Poisoning from amphetamines, caffeine, or alcohol	19%	24%
Poisoning from household cleaning supplies	19%	26%
Open fires or burns	33%	33%
Drowning	23%	24%
Household toxin inhalation (e.g., asbestos, lead paint, mold, radon)	25%	32%

Relevant question(s): F2. Below are a few examples of health and wellness issues. Using a scale from 1 to 7 where '1' is not at all concerned and '7' is very concerned, how concerned are you about each of these health and wellness issues happening to you? Among respondents in Alabama, 100n

Environmental Safety

Showing high concern, %

	Percentage	National Average
Earthquakes	26%	31%
Mudslides/landslides	16%	22%
Volcanic eruptions	12%	19%
Floods	43%	44%
Tsunamis	11%	21%
Tornados	58%	40%
Forest fires	23%	33%
Poor air quality/air pollution	41%	54%
Surface and ground water quality	43%	52%
Animals/wildlife attacks	17%	28%

Relevant question(s): G2. Below are a few examples of environmental issues. Using a scale from 1 to 7 where '1' is not at all concerned and '7' is very concerned, how concerned are you about each of these environmental issues happening in your community?

Workplace Safety

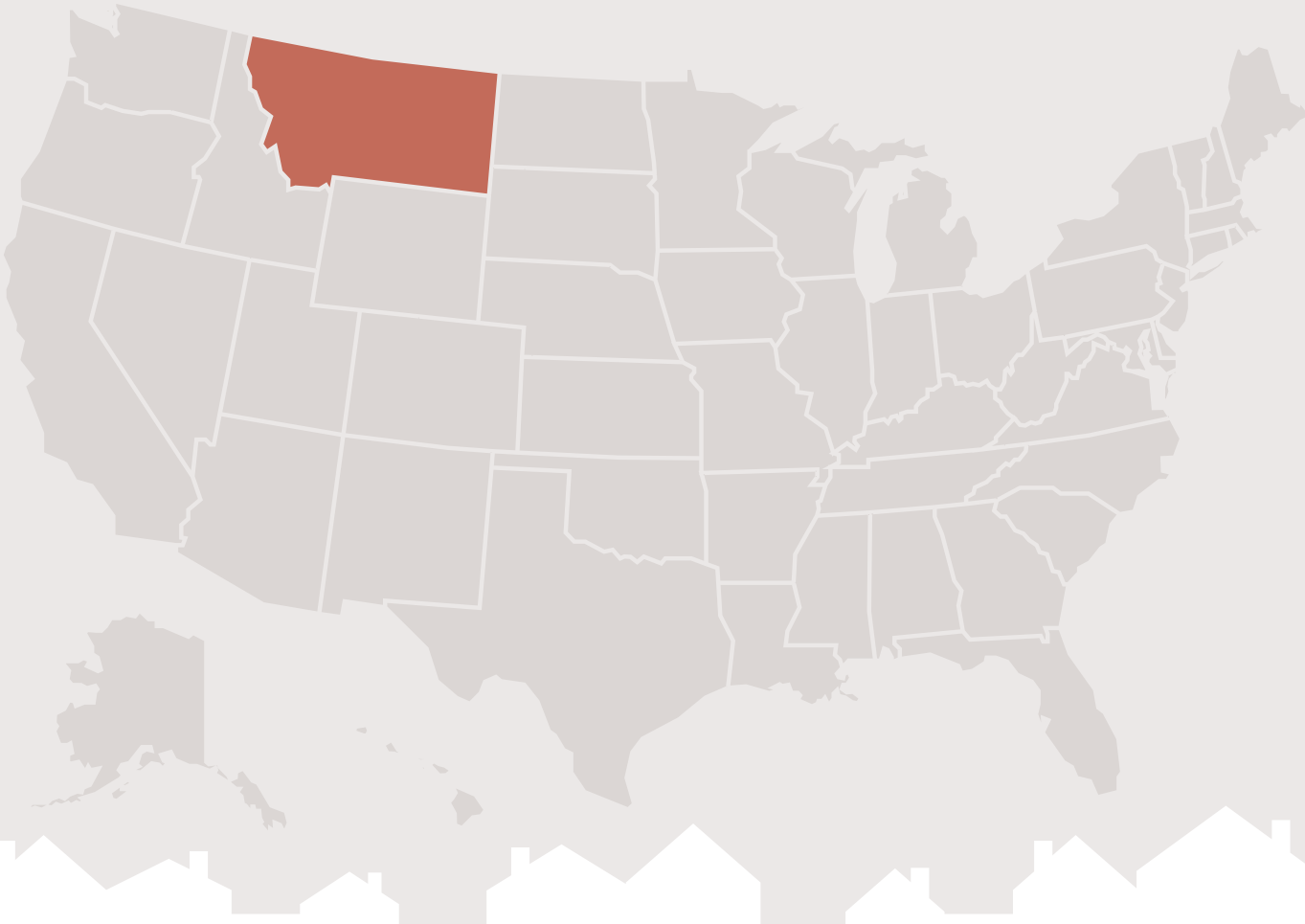
Showing high concern, %

	Percentage	National Average
Being sexually harassed or assaulted by coworkers	22%	24%
Being bullied by coworkers	23%	26%
Being physically assaulted by coworkers	21%	24%
Discrimination by coworkers	32%	33%
Losing my job	39%	38%
Limited maternity/paternity leave	17%	23%
Work overload	35%	37%
Lack of compensation/reward	37%	41%

Relevant question(s): H2. Below are a few examples of workplace issues. Using a scale from 1 to 7 where '1' is not at all concerned and '7' is very concerned, how concerned are you about each of these workplace issues happening to you? Among respondents in Alabama, 100n

State-by-State Reports:

Montana



Digital security is the most concerning safety and security issue in Montana.

Ranked first place as most concerning when asked to rank all six safety issues in order from most concerning (1) to least concerning (6).

Montana

	Violent Crime	Property Crime	Digital Security	Health/Wellness	Environmental	Work-place
High Level of Concern	35%	38%	46%	22%	35%	17%
National Average	56%	59%	59%	40%	46%	34%
Experienced Ever	15%	33%	41%	18%	46%	24%
National Average	22%	38%	39%	18%	32%	23%
Experienced in Past Year	0%	14%	27%	10%	29%	14%
National Average	10%	16%	24%	11%	19%	14%

High concern is determined by the percentage of respondents that rated their level of concern for each safety issue '5' or higher. Lowest concern is determined by the percentage of respondents that rated their level of concern '3' or lower.

Relevant question(s): B4. Using a scale from 1 to 7 where '1' is not at all concerned and '7' is very concerned, how concerned are you about each of the following issues happening to you? / B5. Thinking about your life in your home and in your community, please rank each issue from 1 to 6 with '1' being the issue that is most concerning to you and '6' being the issue that is least concerning to you. / B7. Have you, or has anyone in your household, experienced any of the following safety and/or security issues? Among respondents in Alabama, 100n. / B8. When did you, or anyone in your household, last experience any of the following safety and/or security issues? Among respondents in Alabama who has or someone in household has experienced each safety/security issue, base varies, 13***-43**n.

Violent Crime

Showing high concern, %

	Percentage	National Average
Being sexually assaulted by a stranger	23%	39%
Being sexually assaulted by a friend/family member	7%	23%
Getting murdered by a stranger	23%	46%
Getting murdered by a friend/family member	9%	25%
Being attacked while driving my car	17%	42%
Being physically assaulted by a stranger causing bodily injury	30%	50%
Being physically assaulted by a friend/family member causing bodily injury	7%	26%
Being robbed on the streets	28%	52%
Being the victim of terrorism	20%	39%

Relevant question(s): D2. Below are a few examples of violent crimes. Using a scale from 1 to 7 where '1' is not at all concerned and '7' is very concerned, how concerned are you about each of these violent crimes happening to you?

Property Crime

Showing high concern, %

	Percentage	National Average
Someone lighting my house on fire	18%	35%
My valuables (jewelry, watches, purse, wallet or money) being stolen	38%	53%
My electronics being stolen	34%	49%
My personal documents (e.g., photos or files) being stolen	31%	48%
My house keys being stolen	21%	39%
Someone breaking in when I am not home	43%	63%
Someone breaking in while I am home or sleeping	40%	60%
My motor vehicle being stolen	29%	46%
My motor vehicle being broken into	40%	53%
Someone vandalizing my property	35%	50%

Relevant question(s): C2. Below are a few examples of property crimes. Using a scale from 1 to 7 where '1' is not at all concerned and '7' is very concerned, how concerned are you about each of these property crimes happening to you? Among respondents in Alabama, 100n

Digital Security

Showing high concern, %

	Percentage	National Average
Someone having access to/sharing my sensitive information (e.g., emails, financial information, photos, files, browsing history)	56%	70%
My professional reputation being put at risk through online activity	27%	43%
Being hacked by a stranger	50%	69%
Being a target for identity theft	62%	74%
Losing finances through hacking or an online scam	60%	68%
Being cyberbullied/harassed	19%	35%
Being targeted by malicious strangers online	33%	54%
Talking to a stranger posing as someone else online	24%	42%
Companies accessing and profiting from my personal information	48%	61%
The government having access to my personal information and monitoring me	39%	55%

Relevant question(s): E2. Below are a few examples of digital security issues. Using a scale from 1 to 7 where '1' is not at all concerned and '7' is very concerned, how concerned are you about each of these digital security issues happening to you?

Health and Wellness

Showing high concern, %

	Percentage	National Average
Carbon monoxide poisoning	17%	35%
Choking, suffocation, and strangulation	17%	31%
Falling and causing bodily injury or death	32%	45%
Falling objects causing bodily injury or death	16%	30%
Overdosing on medicine/prescribed drugs	8%	24%
Poisoning from amphetamines, caffeine, or alcohol	10%	24%
Poisoning from household cleaning supplies	8%	26%
Open fires or burns	17%	33%
Drowning	13%	24%
Household toxin inhalation (e.g., asbestos, lead paint, mold, radon)	14%	32%

Relevant question(s): F2. Below are a few examples of health and wellness issues. Using a scale from 1 to 7 where '1' is not at all concerned and '7' is very concerned, how concerned are you about each of these health and wellness issues happening to you? Among respondents in Alabama, 100n

Environmental Safety

Showing high concern, %

	Percentage	National Average
Earthquakes	20%	31%
Mudslides/landslides	9%	22%
Volcanic eruptions	12%	19%
Floods	17%	44%
Tsunamis	5%	21%
Tornados	15%	40%
Forest fires	58%	33%
Poor air quality/air pollution	54%	54%
Surface and ground water quality	36%	52%
Animals/wildlife attacks	19%	28%

Relevant question(s): G2. Below are a few examples of environmental issues. Using a scale from 1 to 7 where '1' is not at all concerned and '7' is very concerned, how concerned are you about each of these environmental issues happening in your community?

Workplace Safety

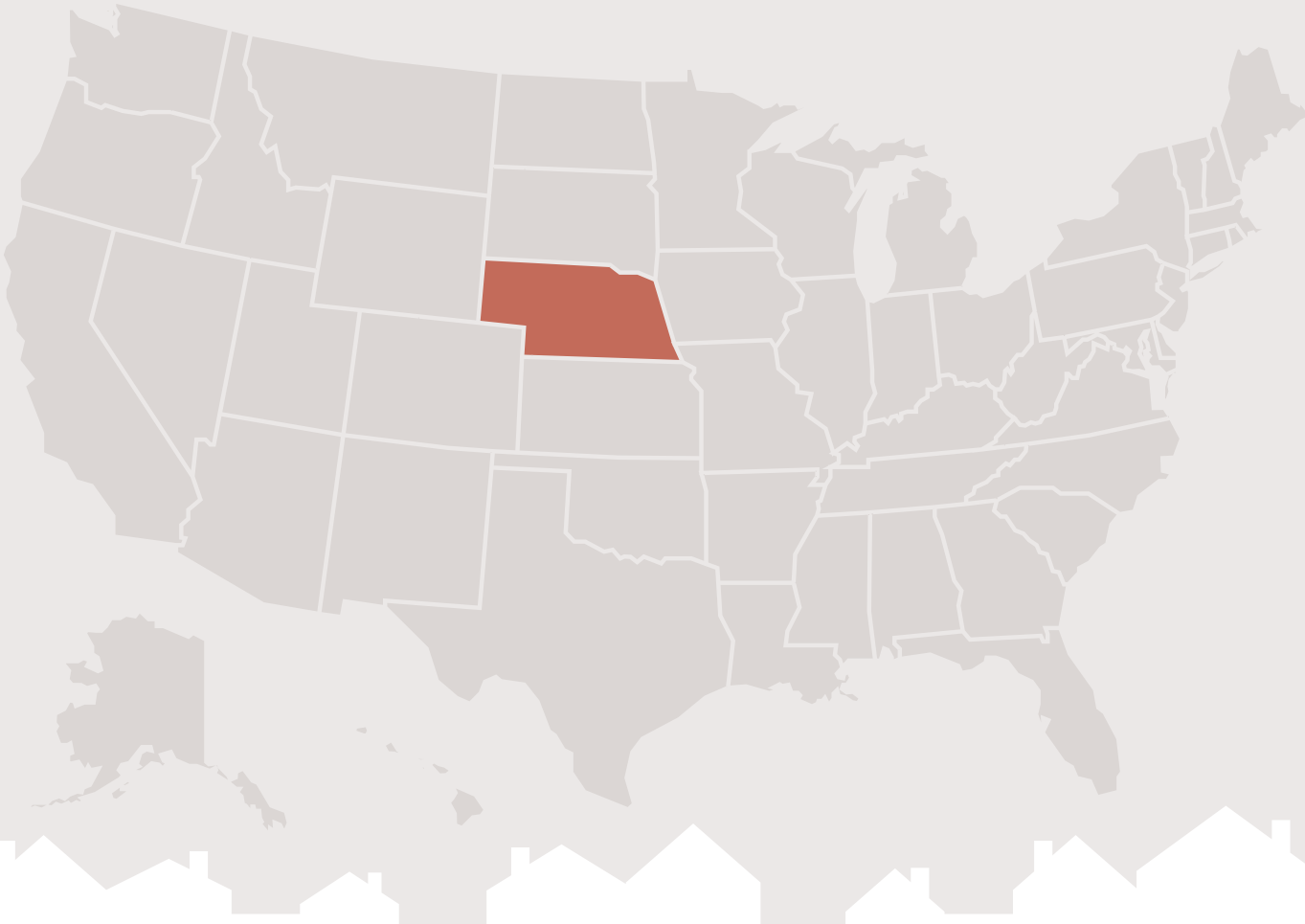
Showing high concern, %

	Percentage	National Average
Being sexually harassed or assaulted by coworkers	10%	24%
Being bullied by coworkers	9%	26%
Being physically assaulted by coworkers	7%	24%
Discrimination by coworkers	14%	33%
Losing my job	23%	38%
Limited maternity/paternity leave	11%	23%
Work overload	21%	37%
Lack of compensation/reward	27%	41%

Relevant question(s): H2. Below are a few examples of workplace issues. Using a scale from 1 to 7 where '1' is not at all concerned and '7' is very concerned, how concerned are you about each of these workplace issues happening to you? Among respondents in Alabama, 100n

State-by-State Reports:

Nebraska



Violent crime is the most concerning safety and security issue in Nebraska.

Ranked first place as most concerning when asked to rank all six safety issues in order from most concerning (1) to least concerning (6).

Nebraska

	Violent Crime	Property Crime	Digital Security	Health/Wellness	Environ-mental	Work-place
High Level of Concern	44%	55%	55%	26%	39%	16%
National Average	56%	59%	59%	40%	46%	34%
Experienced Ever	10%	26%	39%	11%	35%	17%
National Average	22%	38%	39%	18%	32%	23%
Experienced in Past Year	2%	6%	20%	5%	15%	10%
National Average	10%	16%	24%	11%	19%	14%

High concern is determined by the percentage of respondents that rated their level of concern for each safety issue '5' or higher. Lowest concern is determined by the percentage of respondents that rated their level of concern '3' or lower.

Relevant question(s): B4. Using a scale from 1 to 7 where '1' is not at all concerned and '7' is very concerned, how concerned are you about each of the following issues happening to you? / B5. Thinking about your life in your home and in your community, please rank each issue from 1 to 6 with '1' being the issue that is most concerning to you and '6' being the issue that is least concerning to you. / B7. Have you, or has anyone in your household, experienced any of the following safety and/or security issues? Among respondents in Alabama, 100n. / B8. When did you, or anyone in your household, last experience any of the following safety and/or security issues? Among respondents in Alabama who has or someone in household has experienced each safety/security issue, base varies, 13***-43**n.

Violent Crime

Showing high concern, %

	Percentage	National Average
Being sexually assaulted by a stranger	29%	39%
Being sexually assaulted by a friend/family member	8%	23%
Getting murdered by a stranger	35%	46%
Getting murdered by a friend/family member	11%	25%
Being attacked while driving my car	28%	42%
Being physically assaulted by a stranger causing bodily injury	48%	50%
Being physically assaulted by a friend/family member causing bodily injury	15%	26%
Being robbed on the streets	46%	52%
Being the victim of terrorism	31%	39%

Relevant question(s): D2. Below are a few examples of violent crimes. Using a scale from 1 to 7 where '1' is not at all concerned and '7' is very concerned, how concerned are you about each of these violent crimes happening to you?

Property Crime

Showing high concern, %

	Percentage	National Average
Someone lighting my house on fire	24%	35%
My valuables (jewelry, watches, purse, wallet or money) being stolen	45%	53%
My electronics being stolen	43%	49%
My personal documents (e.g., photos or files) being stolen	34%	48%
My house keys being stolen	23%	39%
Someone breaking in when I am not home	64%	63%
Someone breaking in while I am home or sleeping	55%	60%
My motor vehicle being stolen	36%	46%
My motor vehicle being broken into	45%	53%
Someone vandalizing my property	49%	50%

Relevant question(s): C2. Below are a few examples of property crimes. Using a scale from 1 to 7 where '1' is not at all concerned and '7' is very concerned, how concerned are you about each of these property crimes happening to you? Among respondents in Alabama, 100n

Digital Security

Showing high concern, %

	Percentage	National Average
Someone having access to/sharing my sensitive information (e.g., emails, financial information, photos, files, browsing history)	68%	70%
My professional reputation being put at risk through online activity	34%	43%
Being hacked by a stranger	67%	69%
Being a target for identity theft	71%	74%
Losing finances through hacking or an online scam	61%	68%
Being cyberbullied/harassed	16%	35%
Being targeted by malicious strangers online	49%	54%
Talking to a stranger posing as someone else online	28%	42%
Companies accessing and profiting from my personal information	56%	61%
The government having access to my personal information and monitoring me	46%	55%

Relevant question(s): E2. Below are a few examples of digital security issues. Using a scale from 1 to 7 where '1' is not at all concerned and '7' is very concerned, how concerned are you about each of these digital security issues happening to you?

Health and Wellness

Showing high concern, %

	Percentage	National Average
Carbon monoxide poisoning	27%	35%
Choking, suffocation, and strangulation	20%	31%
Falling and causing bodily injury or death	36%	45%
Falling objects causing bodily injury or death	20%	30%
Overdosing on medicine/prescribed drugs	10%	24%
Poisoning from amphetamines, caffeine, or alcohol	15%	24%
Poisoning from household cleaning supplies	10%	26%
Open fires or burns	20%	33%
Drowning	13%	24%
Household toxin inhalation (e.g., asbestos, lead paint, mold, radon)	23%	32%

Relevant question(s): F2. Below are a few examples of health and wellness issues. Using a scale from 1 to 7 where '1' is not at all concerned and '7' is very concerned, how concerned are you about each of these health and wellness issues happening to you? Among respondents in Alabama, 100n

Environmental Safety

Showing high concern, %

	Percentage	National Average
Earthquakes	14%	31%
Mudslides/landslides	14%	22%
Volcanic eruptions	8%	19%
Floods	31%	44%
Tsunamis	7%	21%
Tornados	67%	40%
Forest fires	15%	33%
Poor air quality/air pollution	30%	54%
Surface and ground water quality	41%	52%
Animals/wildlife attacks	16%	28%

Relevant question(s): G2. Below are a few examples of environmental issues. Using a scale from 1 to 7 where '1' is not at all concerned and '7' is very concerned, how concerned are you about each of these environmental issues happening in your community?

Workplace Safety

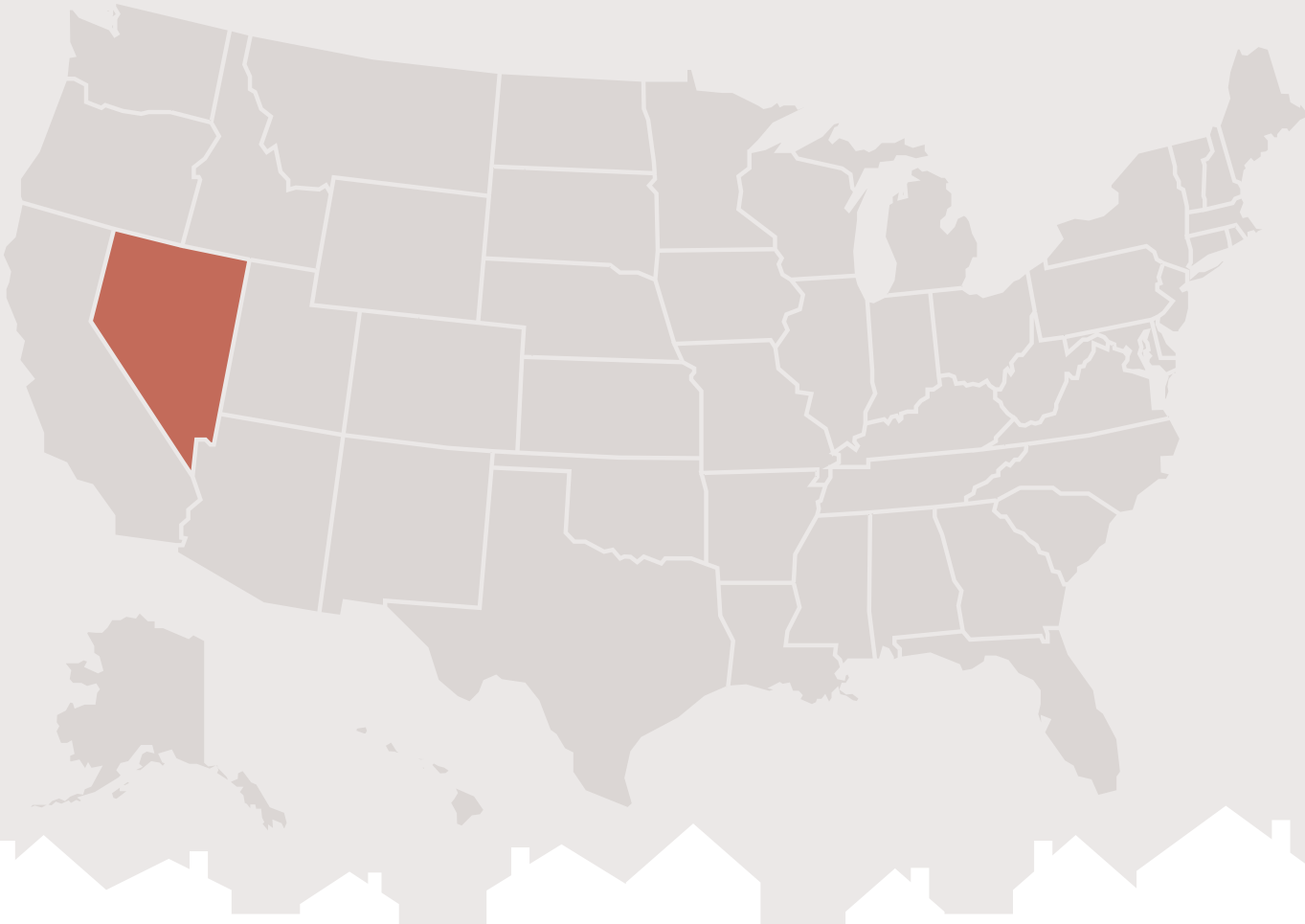
Showing high concern, %

	Percentage	National Average
Being sexually harassed or assaulted by coworkers	14%	24%
Being bullied by coworkers	18%	26%
Being physically assaulted by coworkers	15%	24%
Discrimination by coworkers	18%	33%
Losing my job	27%	38%
Limited maternity/paternity leave	9%	23%
Work overload	25%	37%
Lack of compensation/reward	37%	41%

Relevant question(s): H2. Below are a few examples of workplace issues. Using a scale from 1 to 7 where '1' is not at all concerned and '7' is very concerned, how concerned are you about each of these workplace issues happening to you? Among respondents in Alabama, 100n

State-by-State Reports:

Nevada



Property crime is the most concerning safety and security issue in Nevada.

Ranked first place as most concerning when asked to rank all six safety issues in order from most concerning (1) to least concerning (6).

Nevada

	Violent Crime	Property Crime	Digital Security	Health/Wellness	Environmental	Work-place
High Level of Concern	63%	73%	67%	43%	45%	33%
National Average	56%	59%	59%	40%	46%	34%
Experienced Ever	20%	45%	35%	17%	27%	21%
National Average	22%	38%	39%	18%	32%	23%
Experienced in Past Year	8%	17%	21%	12%	16%	10%
National Average	10%	16%	24%	11%	19%	14%

High concern is determined by the percentage of respondents that rated their level of concern for each safety issue '5' or higher. Lowest concern is determined by the percentage of respondents that rated their level of concern '3' or lower.

Relevant question(s): B4. Using a scale from 1 to 7 where '1' is not at all concerned and '7' is very concerned, how concerned are you about each of the following issues happening to you? / B5. Thinking about your life in your home and in your community, please rank each issue from 1 to 6 with '1' being the issue that is most concerning to you and '6' being the issue that is least concerning to you. / B7. Have you, or has anyone in your household, experienced any of the following safety and/or security issues? Among respondents in Alabama, 100n. / B8. When did you, or anyone in your household, last experience any of the following safety and/or security issues? Among respondents in Alabama who has or someone in household has experienced each safety/security issue, base varies, 13***-43**n.

Violent Crime

Showing high concern, %

	Percentage	National Average
Being sexually assaulted by a stranger	44%	39%
Being sexually assaulted by a friend/family member	25%	23%
Getting murdered by a stranger	60%	46%
Getting murdered by a friend/family member	29%	25%
Being attacked while driving my car	49%	42%
Being physically assaulted by a stranger causing bodily injury	55%	50%
Being physically assaulted by a friend/family member causing bodily injury	28%	26%
Being robbed on the streets	60%	52%
Being the victim of terrorism	44%	39%

Relevant question(s): D2. Below are a few examples of violent crimes. Using a scale from 1 to 7 where '1' is not at all concerned and '7' is very concerned, how concerned are you about each of these violent crimes happening to you?

Property Crime

Showing high concern, %

	Percentage	National Average
Someone lighting my house on fire	39%	35%
My valuables (jewelry, watches, purse, wallet or money) being stolen	65%	53%
My electronics being stolen	59%	49%
My personal documents (e.g., photos or files) being stolen	57%	48%
My house keys being stolen	41%	39%
Someone breaking in when I am not home	75%	63%
Someone breaking in while I am home or sleeping	66%	60%
My motor vehicle being stolen	58%	46%
My motor vehicle being broken into	65%	53%
Someone vandalizing my property	58%	50%

Relevant question(s): C2. Below are a few examples of property crimes. Using a scale from 1 to 7 where '1' is not at all concerned and '7' is very concerned, how concerned are you about each of these property crimes happening to you? Among respondents in Alabama, 100n

Digital Security

Showing high concern, %

	Percentage	National Average
Someone having access to/sharing my sensitive information (e.g., emails, financial information, photos, files, browsing history)	77%	70%
My professional reputation being put at risk through online activity	48%	43%
Being hacked by a stranger	77%	69%
Being a target for identity theft	76%	74%
Losing finances through hacking or an online scam	76%	68%
Being cyberbullied/harassed	33%	35%
Being targeted by malicious strangers online	56%	54%
Talking to a stranger posing as someone else online	43%	42%
Companies accessing and profiting from my personal information	64%	61%
The government having access to my personal information and monitoring me	61%	55%

Relevant question(s): E2. Below are a few examples of digital security issues. Using a scale from 1 to 7 where '1' is not at all concerned and '7' is very concerned, how concerned are you about each of these digital security issues happening to you?

Health and Wellness

Showing high concern, %

	Percentage	National Average
Carbon monoxide poisoning	38%	35%
Choking, suffocation, and strangulation	34%	31%
Falling and causing bodily injury or death	47%	45%
Falling objects causing bodily injury or death	37%	30%
Overdosing on medicine/prescribed drugs	22%	24%
Poisoning from amphetamines, caffeine, or alcohol	25%	24%
Poisoning from household cleaning supplies	23%	26%
Open fires or burns	37%	33%
Drowning	21%	24%
Household toxin inhalation (e.g., asbestos, lead paint, mold, radon)	38%	32%

Relevant question(s): F2. Below are a few examples of health and wellness issues. Using a scale from 1 to 7 where '1' is not at all concerned and '7' is very concerned, how concerned are you about each of these health and wellness issues happening to you? Among respondents in Alabama, 100n

Environmental Safety

Showing high concern, %

	Percentage	National Average
Earthquakes	49%	31%
Mudslides/landslides	28%	22%
Volcanic eruptions	16%	19%
Floods	55%	44%
Tsunamis	22%	21%
Tornados	24%	40%
Forest fires	43%	33%
Poor air quality/air pollution	67%	54%
Surface and ground water quality	62%	52%
Animals/wildlife attacks	26%	28%

Relevant question(s): G2. Below are a few examples of environmental issues. Using a scale from 1 to 7 where '1' is not at all concerned and '7' is very concerned, how concerned are you about each of these environmental issues happening in your community?

Workplace Safety

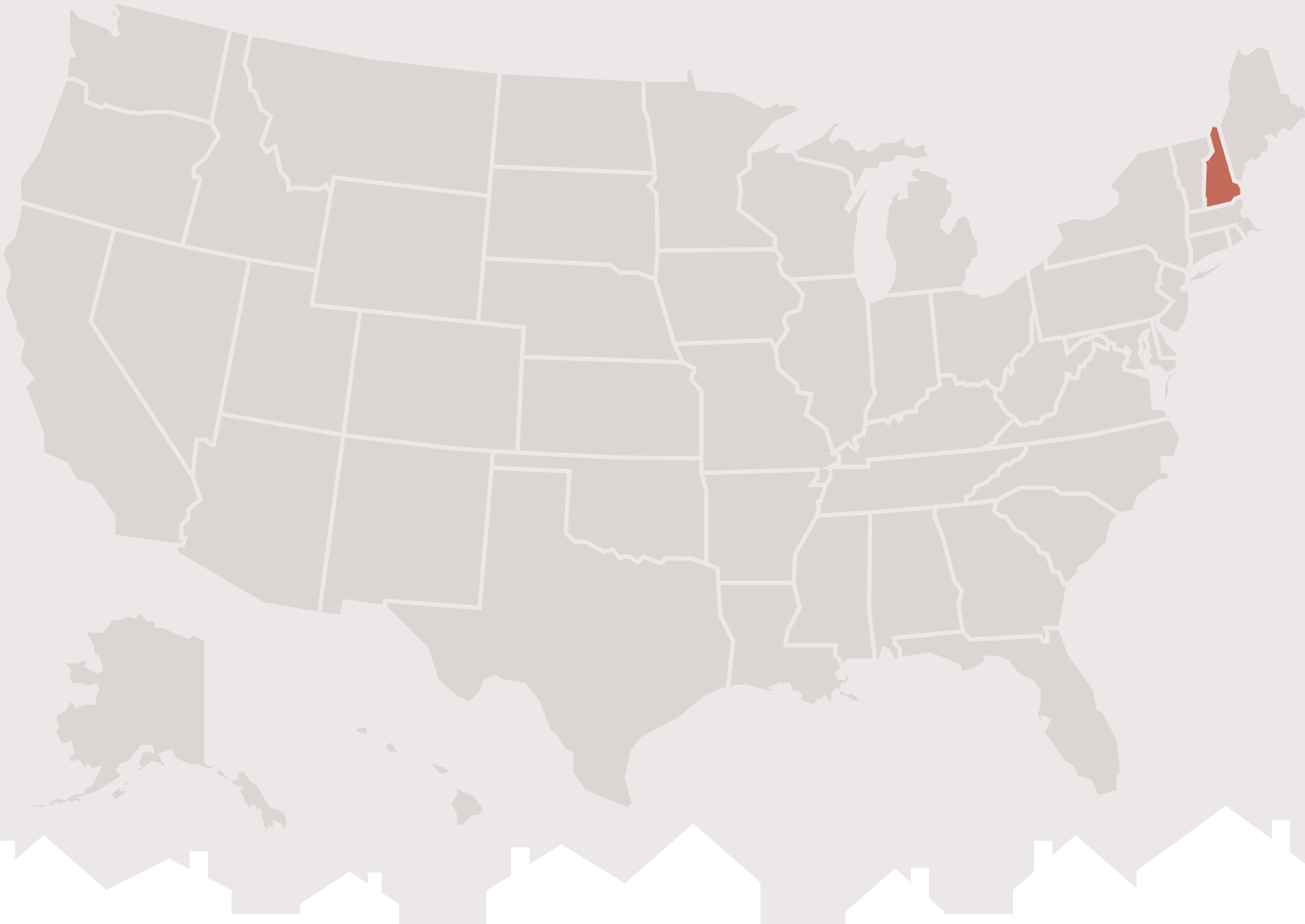
Showing high concern, %

	Percentage	National Average
Being sexually harassed or assaulted by coworkers	26%	24%
Being bullied by coworkers	27%	26%
Being physically assaulted by coworkers	20%	24%
Discrimination by coworkers	29%	33%
Losing my job	33%	38%
Limited maternity/paternity leave	23%	23%
Work overload	36%	37%
Lack of compensation/reward	42%	41%

Relevant question(s): H2. Below are a few examples of workplace issues. Using a scale from 1 to 7 where '1' is not at all concerned and '7' is very concerned, how concerned are you about each of these workplace issues happening to you? Among respondents in Alabama, 100n

State-by-State Reports:

New Hampshire



Digital security is the most concerning safety and security issue in New Hampshire.

Ranked first place as most concerning when asked to rank all six safety issues in order from most concerning (1) to least concerning (6).

New Hampshire

	Violent Crime	Property Crime	Digital Security	Health/Wellness	Environmental	Work-place
High Level of Concern	44%	47%	54%	30%	30%	26%
National Average	56%	59%	59%	40%	46%	34%
Experienced Ever	11%	23%	31%	16%	26%	23%
National Average	22%	38%	39%	18%	32%	23%
Experienced in Past Year	3%	9%	21%	10%	17%	13%
National Average	10%	16%	24%	11%	19%	14%

High concern is determined by the percentage of respondents that rated their level of concern for each safety issue '5' or higher. Lowest concern is determined by the percentage of respondents that rated their level of concern '3' or lower.

Relevant question(s): B4. Using a scale from 1 to 7 where '1' is not at all concerned and '7' is very concerned, how concerned are you about each of the following issues happening to you? / B5. Thinking about your life in your home and in your community, please rank each issue from 1 to 6 with '1' being the issue that is most concerning to you and '6' being the issue that is least concerning to you. / B7. Have you, or has anyone in your household, experienced any of the following safety and/or security issues? Among respondents in Alabama, 100n. / B8. When did you, or anyone in your household, last experience any of the following safety and/or security issues? Among respondents in Alabama who has or someone in household has experienced each safety/security issue, base varies, 13***-43**n.

Violent Crime

Showing high concern, %

	Percentage	National Average
Being sexually assaulted by a stranger	30%	39%
Being sexually assaulted by a friend/family member	19%	23%
Getting murdered by a stranger	30%	46%
Getting murdered by a friend/family member	14%	25%
Being attacked while driving my car	26%	42%
Being physically assaulted by a stranger causing bodily injury	35%	50%
Being physically assaulted by a friend/family member causing bodily injury	19%	26%
Being robbed on the streets	33%	52%
Being the victim of terrorism	25%	39%

Relevant question(s): D2. Below are a few examples of violent crimes. Using a scale from 1 to 7 where '1' is not at all concerned and '7' is very concerned, how concerned are you about each of these violent crimes happening to you?

Property Crime

Showing high concern, %

	Percentage	National Average
Someone lighting my house on fire	25%	35%
My valuables (jewelry, watches, purse, wallet or money) being stolen	41%	53%
My electronics being stolen	34%	49%
My personal documents (e.g., photos or files) being stolen	40%	48%
My house keys being stolen	26%	39%
Someone breaking in when I am not home	43%	63%
Someone breaking in while I am home or sleeping	49%	60%
My motor vehicle being stolen	30%	46%
My motor vehicle being broken into	42%	53%
Someone vandalizing my property	37%	50%

Relevant question(s): C2. Below are a few examples of property crimes. Using a scale from 1 to 7 where '1' is not at all concerned and '7' is very concerned, how concerned are you about each of these property crimes happening to you? Among respondents in Alabama, 100n

Digital Security

Showing high concern, %

	Percentage	National Average
Someone having access to/sharing my sensitive information (e.g., emails, financial information, photos, files, browsing history)	71%	70%
My professional reputation being put at risk through online activity	31%	43%
Being hacked by a stranger	70%	69%
Being a target for identity theft	73%	74%
Losing finances through hacking or an online scam	67%	68%
Being cyberbullied/harassed	22%	35%
Being targeted by malicious strangers online	48%	54%
Talking to a stranger posing as someone else online	29%	42%
Companies accessing and profiting from my personal information	50%	61%
The government having access to my personal information and monitoring me	54%	55%

Relevant question(s): E2. Below are a few examples of digital security issues. Using a scale from 1 to 7 where '1' is not at all concerned and '7' is very concerned, how concerned are you about each of these digital security issues happening to you?

Health and Wellness

Showing high concern, %

	Percentage	National Average
Carbon monoxide poisoning	26%	35%
Choking, suffocation, and strangulation	21%	31%
Falling and causing bodily injury or death	28%	45%
Falling objects causing bodily injury or death	19%	30%
Overdosing on medicine/prescribed drugs	11%	24%
Poisoning from amphetamines, caffeine, or alcohol	13%	24%
Poisoning from household cleaning supplies	15%	26%
Open fires or burns	24%	33%
Drowning	14%	24%
Household toxin inhalation (e.g., asbestos, lead paint, mold, radon)	24%	32%

Relevant question(s): F2. Below are a few examples of health and wellness issues. Using a scale from 1 to 7 where '1' is not at all concerned and '7' is very concerned, how concerned are you about each of these health and wellness issues happening to you? Among respondents in Alabama, 100n

Environmental Safety

Showing high concern, %

	Percentage	National Average
Earthquakes	18%	31%
Mudslides/landslides	13%	22%
Volcanic eruptions	15%	19%
Floods	34%	44%
Tsunamis	16%	21%
Tornados	23%	40%
Forest fires	26%	33%
Poor air quality/air pollution	42%	54%
Surface and ground water quality	41%	52%
Animals/wildlife attacks	26%	28%

Relevant question(s): G2. Below are a few examples of environmental issues. Using a scale from 1 to 7 where '1' is not at all concerned and '7' is very concerned, how concerned are you about each of these environmental issues happening in your community?

Workplace Safety

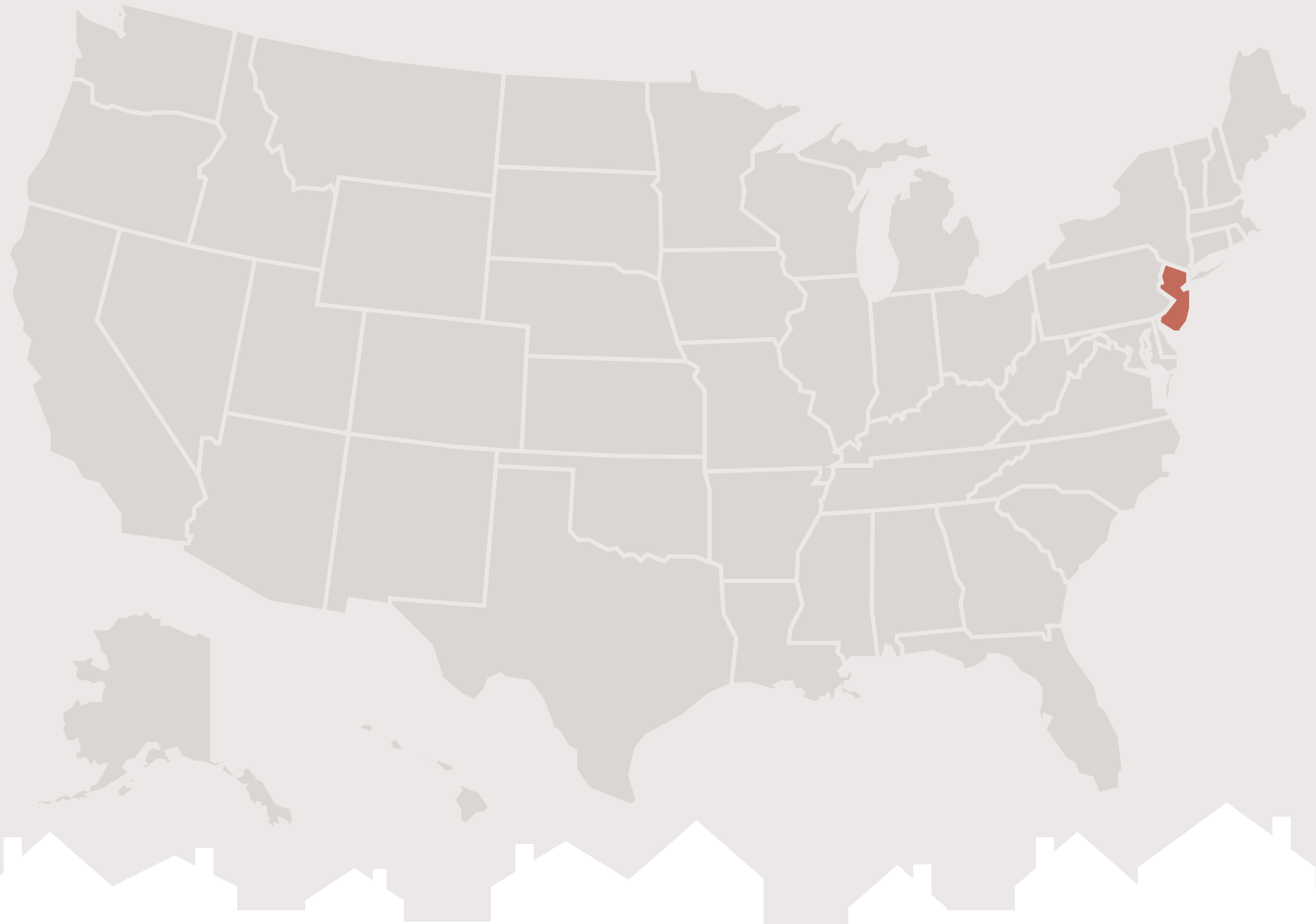
Showing high concern, %

	Percentage	National Average
Being sexually harassed or assaulted by coworkers	17%	24%
Being bullied by coworkers	20%	26%
Being physically assaulted by coworkers	17%	24%
Discrimination by coworkers	24%	33%
Losing my job	31%	38%
Limited maternity/paternity leave	20%	23%
Work overload	29%	37%
Lack of compensation/reward	30%	41%

Relevant question(s): H2. Below are a few examples of workplace issues. Using a scale from 1 to 7 where '1' is not at all concerned and '7' is very concerned, how concerned are you about each of these workplace issues happening to you? Among respondents in Alabama, 100n

State-by-State Reports:

New Jersey



Digital security is the most concerning safety and security issue in New Jersey.

Ranked first place as most concerning when asked to rank all six safety issues in order from most concerning (1) to least concerning (6).

New Jersey

	Violent Crime	Property Crime	Digital Security	Health/Wellness	Environmental	Work-place
High Level of Concern	55%	61%	71%	43%	51%	41%
National Average	56%	59%	59%	40%	46%	34%
Experienced Ever	17%	27%	33%	15%	27%	18%
National Average	22%	38%	39%	18%	32%	23%
Experienced in Past Year	4%	5%	22%	10%	10%	10%
National Average	10%	16%	24%	11%	19%	14%

High concern is determined by the percentage of respondents that rated their level of concern for each safety issue '5' or higher. Lowest concern is determined by the percentage of respondents that rated their level of concern '3' or lower.

Relevant question(s): B4. Using a scale from 1 to 7 where '1' is not at all concerned and '7' is very concerned, how concerned are you about each of the following issues happening to you? / B5. Thinking about your life in your home and in your community, please rank each issue from 1 to 6 with '1' being the issue that is most concerning to you and '6' being the issue that is least concerning to you. / B7. Have you, or has anyone in your household, experienced any of the following safety and/or security issues? Among respondents in Alabama, 100n. / B8. When did you, or anyone in your household, last experience any of the following safety and/or security issues? Among respondents in Alabama who has or someone in household has experienced each safety/security issue, base varies, 13***-43**n.

Violent Crime

Showing high concern, %

	Percentage	National Average
Being sexually assaulted by a stranger	39%	39%
Being sexually assaulted by a friend/family member	27%	23%
Getting murdered by a stranger	45%	46%
Getting murdered by a friend/family member	30%	25%
Being attacked while driving my car	47%	42%
Being physically assaulted by a stranger causing bodily injury	46%	50%
Being physically assaulted by a friend/family member causing bodily injury	29%	26%
Being robbed on the streets	50%	52%
Being the victim of terrorism	48%	39%

Relevant question(s): D2. Below are a few examples of violent crimes. Using a scale from 1 to 7 where '1' is not at all concerned and '7' is very concerned, how concerned are you about each of these violent crimes happening to you?

Property Crime

Showing high concern, %

	Percentage	National Average
Someone lighting my house on fire	35%	35%
My valuables (jewelry, watches, purse, wallet or money) being stolen	45%	53%
My electronics being stolen	46%	49%
My personal documents (e.g., photos or files) being stolen	52%	48%
My house keys being stolen	41%	39%
Someone breaking in when I am not home	57%	63%
Someone breaking in while I am home or sleeping	53%	60%
My motor vehicle being stolen	42%	46%
My motor vehicle being broken into	47%	53%
Someone vandalizing my property	52%	50%

Relevant question(s): C2. Below are a few examples of property crimes. Using a scale from 1 to 7 where '1' is not at all concerned and '7' is very concerned, how concerned are you about each of these property crimes happening to you? Among respondents in Alabama, 100n

Digital Security

Showing high concern, %

	Percentage	National Average
Someone having access to/sharing my sensitive information (e.g., emails, financial information, photos, files, browsing history)	72%	70%
My professional reputation being put at risk through online activity	49%	43%
Being hacked by a stranger	69%	69%
Being a target for identity theft	72%	74%
Losing finances through hacking or an online scam	65%	68%
Being cyberbullied/harassed	38%	35%
Being targeted by malicious strangers online	61%	54%
Talking to a stranger posing as someone else online	46%	42%
Companies accessing and profiting from my personal information	62%	61%
The government having access to my personal information and monitoring me	55%	55%

Relevant question(s): E2. Below are a few examples of digital security issues. Using a scale from 1 to 7 where '1' is not at all concerned and '7' is very concerned, how concerned are you about each of these digital security issues happening to you?

Health and Wellness

Showing high concern, %

	Percentage	National Average
Carbon monoxide poisoning	50%	35%
Choking, suffocation, and strangulation	41%	31%
Falling and causing bodily injury or death	48%	45%
Falling objects causing bodily injury or death	33%	30%
Overdosing on medicine/prescribed drugs	27%	24%
Poisoning from amphetamines, caffeine, or alcohol	31%	24%
Poisoning from household cleaning supplies	33%	26%
Open fires or burns	37%	33%
Drowning	32%	24%
Household toxin inhalation (e.g., asbestos, lead paint, mold, radon)	41%	32%

Relevant question(s): F2. Below are a few examples of health and wellness issues. Using a scale from 1 to 7 where '1' is not at all concerned and '7' is very concerned, how concerned are you about each of these health and wellness issues happening to you? Among respondents in Alabama, 100n

Environmental Safety

Showing high concern, %

	Percentage	National Average
Earthquakes	32%	31%
Mudslides/landslides	23%	22%
Volcanic eruptions	20%	19%
Floods	51%	44%
Tsunamis	26%	21%
Tornados	38%	40%
Forest fires	35%	33%
Poor air quality/air pollution	61%	54%
Surface and ground water quality	56%	52%
Animals/wildlife attacks	26%	28%

Relevant question(s): G2. Below are a few examples of environmental issues. Using a scale from 1 to 7 where '1' is not at all concerned and '7' is very concerned, how concerned are you about each of these environmental issues happening in your community?

Workplace Safety

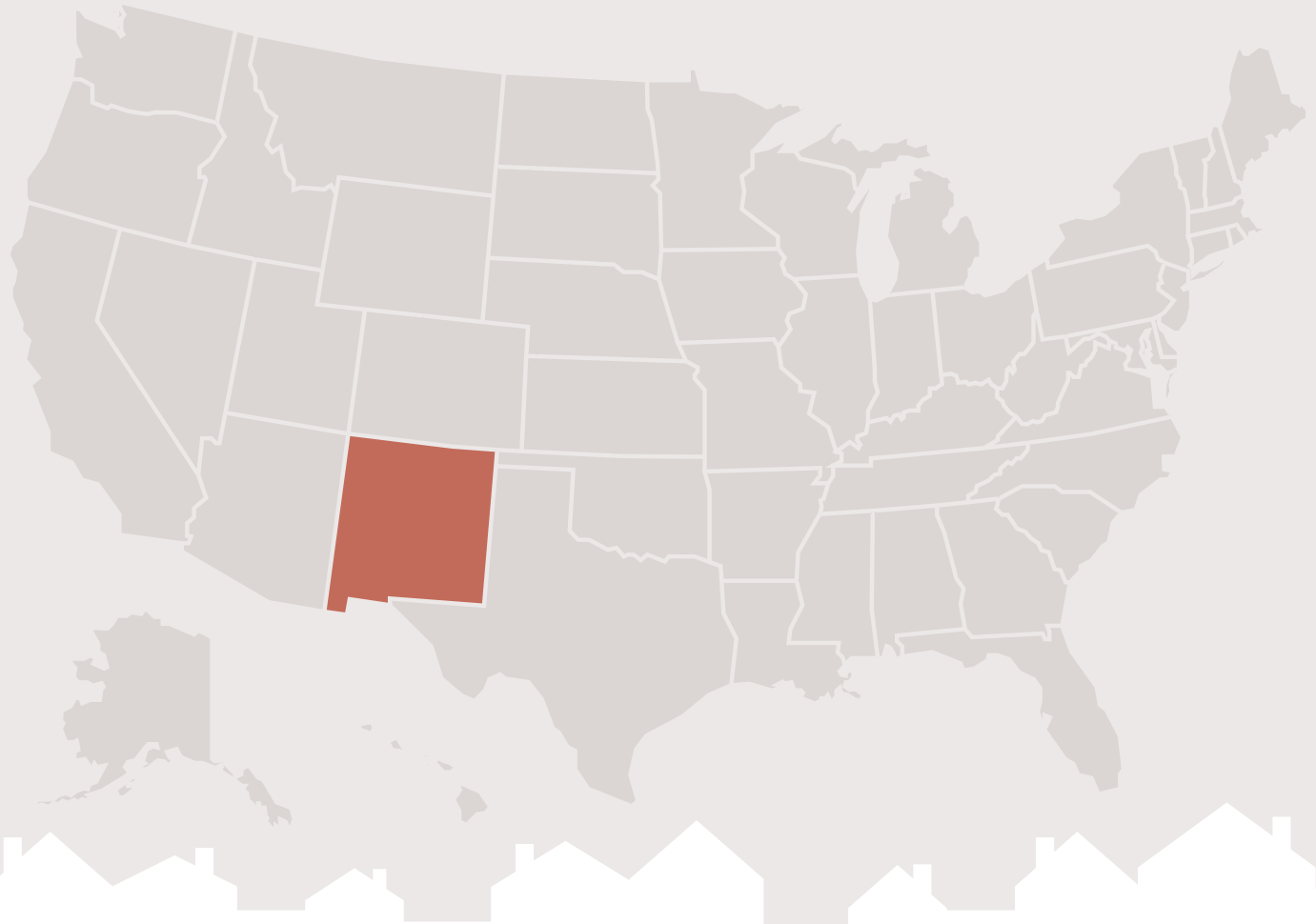
Showing high concern, %

	Percentage	National Average
Being sexually harassed or assaulted by coworkers	29%	24%
Being bullied by coworkers	28%	26%
Being physically assaulted by coworkers	22%	24%
Discrimination by coworkers	34%	33%
Losing my job	51%	38%
Limited maternity/paternity leave	25%	23%
Work overload	42%	37%
Lack of compensation/reward	52%	41%

Relevant question(s): H2. Below are a few examples of workplace issues. Using a scale from 1 to 7 where '1' is not at all concerned and '7' is very concerned, how concerned are you about each of these workplace issues happening to you? Among respondents in Alabama, 100n

State-by-State Reports:

New Mexico



Violent crime and **property crime**
are the most concerning safety and
security issues in New Mexico.

Ranked first place as most concerning when asked to rank all six safety issues in order from most concerning (1) to least concerning (6).

New Mexico

	Violent Crime	Property Crime	Digital Security	Health/Wellness	Environmental	Work-place
High Level of Concern	56%	67%	60%	32%	31%	30%
National Average	56%	59%	59%	40%	46%	34%
Experienced Ever	24%	48%	39%	17%	27%	27%
National Average	22%	38%	39%	18%	32%	23%
Experienced in Past Year	12%	25%	28%	10%	13%	11%
National Average	10%	16%	24%	11%	19%	14%

High concern is determined by the percentage of respondents that rated their level of concern for each safety issue '5' or higher. Lowest concern is determined by the percentage of respondents that rated their level of concern '3' or lower.

Relevant question(s): B4. Using a scale from 1 to 7 where '1' is not at all concerned and '7' is very concerned, how concerned are you about each of the following issues happening to you? / B5. Thinking about your life in your home and in your community, please rank each issue from 1 to 6 with '1' being the issue that is most concerning to you and '6' being the issue that is least concerning to you. / B7. Have you, or has anyone in your household, experienced any of the following safety and/or security issues? Among respondents in Alabama, 100n. / B8. When did you, or anyone in your household, last experience any of the following safety and/or security issues? Among respondents in Alabama who has or someone in household has experienced each safety/security issue, base varies, 13***-43**n.

Violent Crime

Showing high concern, %

	Percentage	National Average
Being sexually assaulted by a stranger	37%	39%
Being sexually assaulted by a friend/family member	20%	23%
Getting murdered by a stranger	46%	46%
Getting murdered by a friend/family member	21%	25%
Being attacked while driving my car	50%	42%
Being physically assaulted by a stranger causing bodily injury	56%	50%
Being physically assaulted by a friend/family member causing bodily injury	23%	26%
Being robbed on the streets	52%	52%
Being the victim of terrorism	32%	39%

Relevant question(s): D2. Below are a few examples of violent crimes. Using a scale from 1 to 7 where '1' is not at all concerned and '7' is very concerned, how concerned are you about each of these violent crimes happening to you?

Property Crime

Showing high concern, %

	Percentage	National Average
Someone lighting my house on fire	30%	35%
My valuables (jewelry, watches, purse, wallet or money) being stolen	54%	53%
My electronics being stolen	52%	49%
My personal documents (e.g., photos or files) being stolen	57%	48%
My house keys being stolen	44%	39%
Someone breaking in when I am not home	66%	63%
Someone breaking in while I am home or sleeping	62%	60%
My motor vehicle being stolen	53%	46%
My motor vehicle being broken into	60%	53%
Someone vandalizing my property	55%	50%

Relevant question(s): C2. Below are a few examples of property crimes. Using a scale from 1 to 7 where '1' is not at all concerned and '7' is very concerned, how concerned are you about each of these property crimes happening to you? Among respondents in Alabama, 100n

Digital Security

Showing high concern, %

	Percentage	National Average
Someone having access to/sharing my sensitive information (e.g., emails, financial information, photos, files, browsing history)	73%	70%
My professional reputation being put at risk through online activity	42%	43%
Being hacked by a stranger	75%	69%
Being a target for identity theft	74%	74%
Losing finances through hacking or an online scam	76%	68%
Being cyberbullied/harassed	25%	35%
Being targeted by malicious strangers online	50%	54%
Talking to a stranger posing as someone else online	42%	42%
Companies accessing and profiting from my personal information	62%	61%
The government having access to my personal information and monitoring me	51%	55%

Relevant question(s): E2. Below are a few examples of digital security issues. Using a scale from 1 to 7 where '1' is not at all concerned and '7' is very concerned, how concerned are you about each of these digital security issues happening to you?

Health and Wellness

Showing high concern, %

	Percentage	National Average
Carbon monoxide poisoning	27%	35%
Choking, suffocation, and strangulation	27%	31%
Falling and causing bodily injury or death	39%	45%
Falling objects causing bodily injury or death	18%	30%
Overdosing on medicine/prescribed drugs	17%	24%
Poisoning from amphetamines, caffeine, or alcohol	17%	24%
Poisoning from household cleaning supplies	18%	26%
Open fires or burns	31%	33%
Drowning	13%	24%
Household toxin inhalation (e.g., asbestos, lead paint, mold, radon)	21%	32%

Relevant question(s): F2. Below are a few examples of health and wellness issues. Using a scale from 1 to 7 where '1' is not at all concerned and '7' is very concerned, how concerned are you about each of these health and wellness issues happening to you? Among respondents in Alabama, 100n

Environmental Safety

Showing high concern, %

	Percentage	National Average
Earthquakes	16%	31%
Mudslides/landslides	21%	22%
Volcanic eruptions	12%	19%
Floods	37%	44%
Tsunamis	10%	21%
Tornados	17%	40%
Forest fires	44%	33%
Poor air quality/air pollution	49%	54%
Surface and ground water quality	50%	52%
Animals/wildlife attacks	28%	28%

Relevant question(s): G2. Below are a few examples of environmental issues. Using a scale from 1 to 7 where '1' is not at all concerned and '7' is very concerned, how concerned are you about each of these environmental issues happening in your community?

Workplace Safety

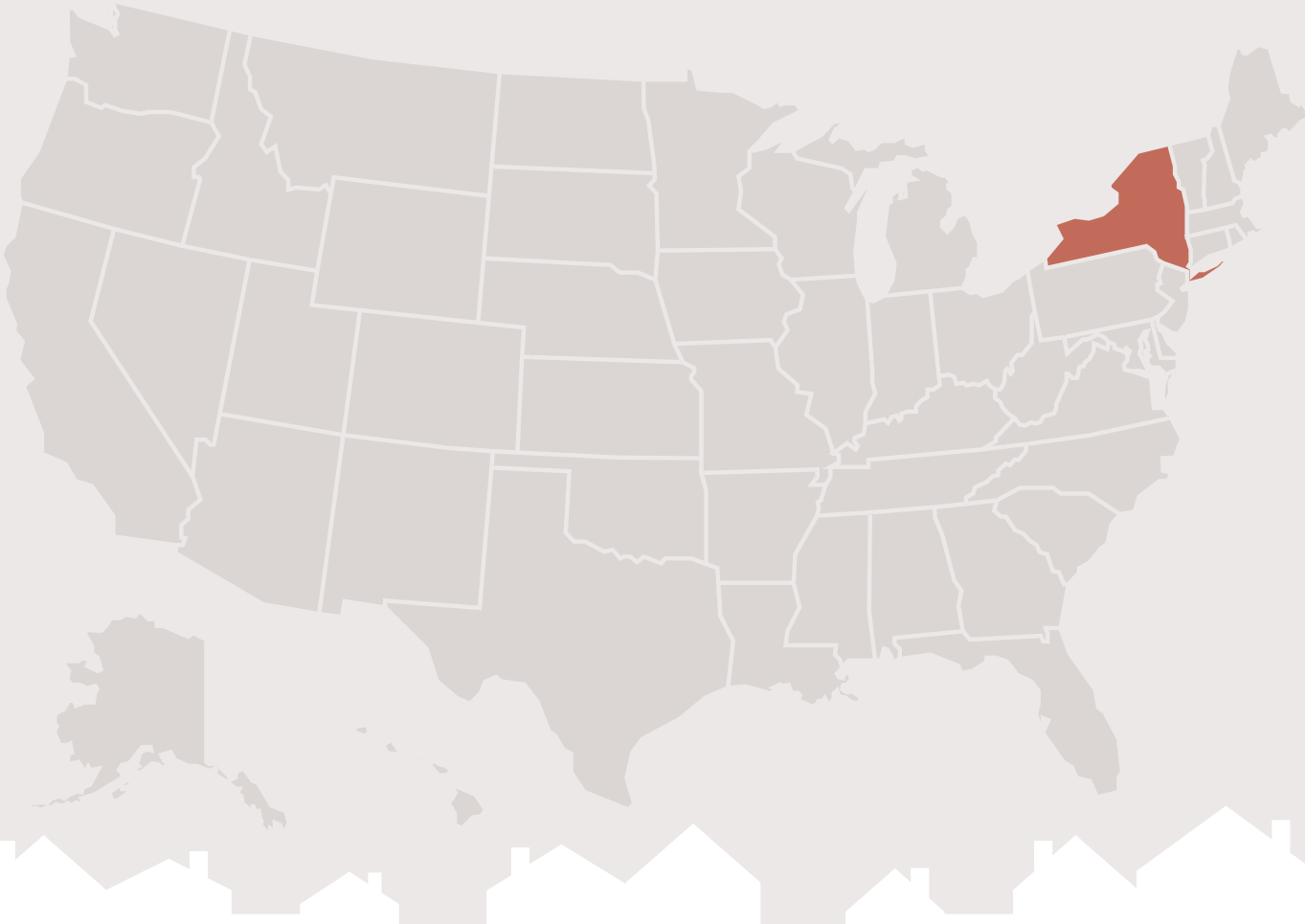
Showing high concern, %

	Percentage	National Average
Being sexually harassed or assaulted by coworkers	20%	24%
Being bullied by coworkers	18%	26%
Being physically assaulted by coworkers	16%	24%
Discrimination by coworkers	24%	33%
Losing my job	32%	38%
Limited maternity/paternity leave	15%	23%
Work overload	33%	37%
Lack of compensation/reward	38%	41%

Relevant question(s): H2. Below are a few examples of workplace issues. Using a scale from 1 to 7 where '1' is not at all concerned and '7' is very concerned, how concerned are you about each of these workplace issues happening to you? Among respondents in Alabama, 100n

State-by-State Reports:

New York



Violent crime is the most concerning safety and security issue in New York.

Ranked first place as most concerning when asked to rank all six safety issues in order from most concerning (1) to least concerning (6).

New York

	Violent Crime	Property Crime	Digital Security	Health/Wellness	Environmental	Work-place
High Level of Concern	58%	57%	67%	43%	52%	42%
National Average	56%	59%	59%	40%	46%	34%
Experienced Ever	34%	38%	42%	25%	34%	26%
National Average	22%	38%	39%	18%	32%	23%
Experienced in Past Year	13%	15%	29%	12%	17%	18%
National Average	10%	16%	24%	11%	19%	14%

High concern is determined by the percentage of respondents that rated their level of concern for each safety issue '5' or higher. Lowest concern is determined by the percentage of respondents that rated their level of concern '3' or lower.

Relevant question(s): B4. Using a scale from 1 to 7 where '1' is not at all concerned and '7' is very concerned, how concerned are you about each of the following issues happening to you? / B5. Thinking about your life in your home and in your community, please rank each issue from 1 to 6 with '1' being the issue that is most concerning to you and '6' being the issue that is least concerning to you. / B7. Have you, or has anyone in your household, experienced any of the following safety and/or security issues? Among respondents in Alabama, 100n. / B8. When did you, or anyone in your household, last experience any of the following safety and/or security issues? Among respondents in Alabama who has or someone in household has experienced each safety/security issue, base varies, 13***-43**n.

Violent Crime

Showing high concern, %

	Percentage	National Average
Being sexually assaulted by a stranger	46%	39%
Being sexually assaulted by a friend/family member	31%	23%
Getting murdered by a stranger	54%	46%
Getting murdered by a friend/family member	38%	25%
Being attacked while driving my car	45%	42%
Being physically assaulted by a stranger causing bodily injury	55%	50%
Being physically assaulted by a friend/family member causing bodily injury	38%	26%
Being robbed on the streets	63%	52%
Being the victim of terrorism	51%	39%

Relevant question(s): D2. Below are a few examples of violent crimes. Using a scale from 1 to 7 where '1' is not at all concerned and '7' is very concerned, how concerned are you about each of these violent crimes happening to you?

Property Crime

Showing high concern, %

	Percentage	National Average
Someone lighting my house on fire	46%	35%
My valuables (jewelry, watches, purse, wallet or money) being stolen	63%	53%
My electronics being stolen	52%	49%
My personal documents (e.g., photos or files) being stolen	56%	48%
My house keys being stolen	44%	39%
Someone breaking in when I am not home	68%	63%
Someone breaking in while I am home or sleeping	65%	60%
My motor vehicle being stolen	47%	46%
My motor vehicle being broken into	53%	53%
Someone vandalizing my property	57%	50%

Relevant question(s): C2. Below are a few examples of property crimes. Using a scale from 1 to 7 where '1' is not at all concerned and '7' is very concerned, how concerned are you about each of these property crimes happening to you? Among respondents in Alabama, 100n

Digital Security

Showing high concern, %

	Percentage	National Average
Someone having access to/sharing my sensitive information (e.g., emails, financial information, photos, files, browsing history)	80%	70%
My professional reputation being put at risk through online activity	57%	43%
Being hacked by a stranger	78%	69%
Being a target for identity theft	79%	74%
Losing finances through hacking or an online scam	77%	68%
Being cyberbullied/harassed	49%	35%
Being targeted by malicious strangers online	64%	54%
Talking to a stranger posing as someone else online	53%	42%
Companies accessing and profiting from my personal information	72%	61%
The government having access to my personal information and monitoring me	65%	55%

Relevant question(s): E2. Below are a few examples of digital security issues. Using a scale from 1 to 7 where '1' is not at all concerned and '7' is very concerned, how concerned are you about each of these digital security issues happening to you?

Health and Wellness

Showing high concern, %

	Percentage	National Average
Carbon monoxide poisoning	47%	35%
Choking, suffocation, and strangulation	40%	31%
Falling and causing bodily injury or death	55%	45%
Falling objects causing bodily injury or death	35%	30%
Overdosing on medicine/prescribed drugs	28%	24%
Poisoning from amphetamines, caffeine, or alcohol	35%	24%
Poisoning from household cleaning supplies	31%	26%
Open fires or burns	41%	33%
Drowning	29%	24%
Household toxin inhalation (e.g., asbestos, lead paint, mold, radon)	42%	32%

Relevant question(s): F2. Below are a few examples of health and wellness issues. Using a scale from 1 to 7 where '1' is not at all concerned and '7' is very concerned, how concerned are you about each of these health and wellness issues happening to you? Among respondents in Alabama, 100n

Environmental Safety

Showing high concern, %

	Percentage	National Average
Earthquakes	40%	31%
Mudslides/landslides	31%	22%
Volcanic eruptions	26%	19%
Floods	55%	44%
Tsunamis	38%	21%
Tornados	41%	40%
Forest fires	36%	33%
Poor air quality/air pollution	64%	54%
Surface and ground water quality	63%	52%
Animals/wildlife attacks	36%	28%

Relevant question(s): G2. Below are a few examples of environmental issues. Using a scale from 1 to 7 where '1' is not at all concerned and '7' is very concerned, how concerned are you about each of these environmental issues happening in your community?

Workplace Safety

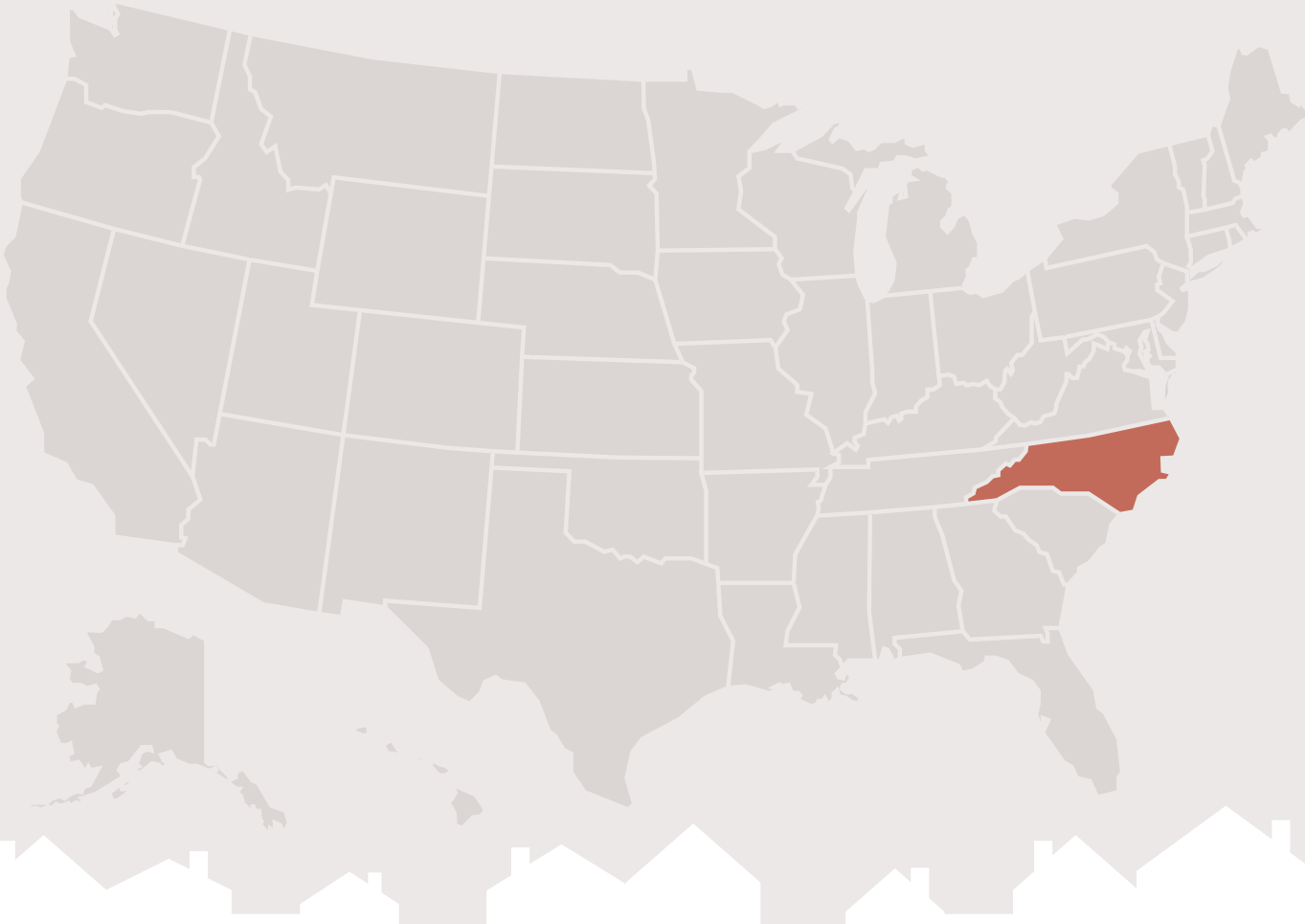
Showing high concern, %

	Percentage	National Average
Being sexually harassed or assaulted by coworkers	34%	24%
Being bullied by coworkers	35%	26%
Being physically assaulted by coworkers	31%	24%
Discrimination by coworkers	40%	33%
Losing my job	44%	38%
Limited maternity/paternity leave	34%	23%
Work overload	41%	37%
Lack of compensation/reward	47%	41%

Relevant question(s): H2. Below are a few examples of workplace issues. Using a scale from 1 to 7 where '1' is not at all concerned and '7' is very concerned, how concerned are you about each of these workplace issues happening to you? Among respondents in Alabama, 100n

State-by-State Reports:

North Carolina



Violent crime is the most concerning safety and security issue in North Carolina.

Ranked first place as most concerning when asked to rank all six safety issues in order from most concerning (1) to least concerning (6).

North Carolina

	Violent Crime	Property Crime	Digital Security	Health/Wellness	Environmental	Work-place
High Level of Concern	54%	59%	56%	36%	43%	31%
National Average	56%	59%	59%	40%	46%	34%
Experienced Ever	21%	44%	38%	9%	34%	26%
National Average	22%	38%	39%	18%	32%	23%
Experienced in Past Year	11%	19%	20%	8%	17%	13%
National Average	10%	16%	24%	11%	19%	14%

High concern is determined by the percentage of respondents that rated their level of concern for each safety issue '5' or higher. Lowest concern is determined by the percentage of respondents that rated their level of concern '3' or lower.

Relevant question(s): B4. Using a scale from 1 to 7 where '1' is not at all concerned and '7' is very concerned, how concerned are you about each of the following issues happening to you? / B5. Thinking about your life in your home and in your community, please rank each issue from 1 to 6 with '1' being the issue that is most concerning to you and '6' being the issue that is least concerning to you. / B7. Have you, or has anyone in your household, experienced any of the following safety and/or security issues? Among respondents in Alabama, 100n. / B8. When did you, or anyone in your household, last experience any of the following safety and/or security issues? Among respondents in Alabama who has or someone in household has experienced each safety/security issue, base varies, 13***-43**n.

Violent Crime

Showing high concern, %

	Percentage	National Average
Being sexually assaulted by a stranger	31%	39%
Being sexually assaulted by a friend/family member	24%	23%
Getting murdered by a stranger	42%	46%
Getting murdered by a friend/family member	25%	25%
Being attacked while driving my car	40%	42%
Being physically assaulted by a stranger causing bodily injury	46%	50%
Being physically assaulted by a friend/family member causing bodily injury	23%	26%
Being robbed on the streets	46%	52%
Being the victim of terrorism	40%	39%

Relevant question(s): D2. Below are a few examples of violent crimes. Using a scale from 1 to 7 where '1' is not at all concerned and '7' is very concerned, how concerned are you about each of these violent crimes happening to you?

Property Crime

Showing high concern, %

	Percentage	National Average
Someone lighting my house on fire	31%	35%
My valuables (jewelry, watches, purse, wallet or money) being stolen	54%	53%
My electronics being stolen	47%	49%
My personal documents (e.g., photos or files) being stolen	42%	48%
My house keys being stolen	40%	39%
Someone breaking in when I am not home	63%	63%
Someone breaking in while I am home or sleeping	54%	60%
My motor vehicle being stolen	33%	46%
My motor vehicle being broken into	46%	53%
Someone vandalizing my property	37%	50%

Relevant question(s): C2. Below are a few examples of property crimes. Using a scale from 1 to 7 where '1' is not at all concerned and '7' is very concerned, how concerned are you about each of these property crimes happening to you? Among respondents in Alabama, 100n

Digital Security

Showing high concern, %

	Percentage	National Average
Someone having access to/sharing my sensitive information (e.g., emails, financial information, photos, files, browsing history)	72%	70%
My professional reputation being put at risk through online activity	37%	43%
Being hacked by a stranger	68%	69%
Being a target for identity theft	73%	74%
Losing finances through hacking or an online scam	68%	68%
Being cyberbullied/harassed	33%	35%
Being targeted by malicious strangers online	53%	54%
Talking to a stranger posing as someone else online	42%	42%
Companies accessing and profiting from my personal information	62%	61%
The government having access to my personal information and monitoring me	54%	55%

Relevant question(s): E2. Below are a few examples of digital security issues. Using a scale from 1 to 7 where '1' is not at all concerned and '7' is very concerned, how concerned are you about each of these digital security issues happening to you?

Health and Wellness

Showing high concern, %

	Percentage	National Average
Carbon monoxide poisoning	27%	35%
Choking, suffocation, and strangulation	29%	31%
Falling and causing bodily injury or death	40%	45%
Falling objects causing bodily injury or death	26%	30%
Overdosing on medicine/prescribed drugs	18%	24%
Poisoning from amphetamines, caffeine, or alcohol	21%	24%
Poisoning from household cleaning supplies	19%	26%
Open fires or burns	33%	33%
Drowning	16%	24%
Household toxin inhalation (e.g., asbestos, lead paint, mold, radon)	32%	32%

Relevant question(s): F2. Below are a few examples of health and wellness issues. Using a scale from 1 to 7 where '1' is not at all concerned and '7' is very concerned, how concerned are you about each of these health and wellness issues happening to you? Among respondents in Alabama, 100n

Environmental Safety

Showing high concern, %

	Percentage	National Average
Earthquakes	20%	31%
Mudslides/landslides	20%	22%
Volcanic eruptions	14%	19%
Floods	40%	44%
Tsunamis	19%	21%
Tornados	47%	40%
Forest fires	30%	33%
Poor air quality/air pollution	52%	54%
Surface and ground water quality	54%	52%
Animals/wildlife attacks	25%	28%

Relevant question(s): G2. Below are a few examples of environmental issues. Using a scale from 1 to 7 where '1' is not at all concerned and '7' is very concerned, how concerned are you about each of these environmental issues happening in your community?

Workplace Safety

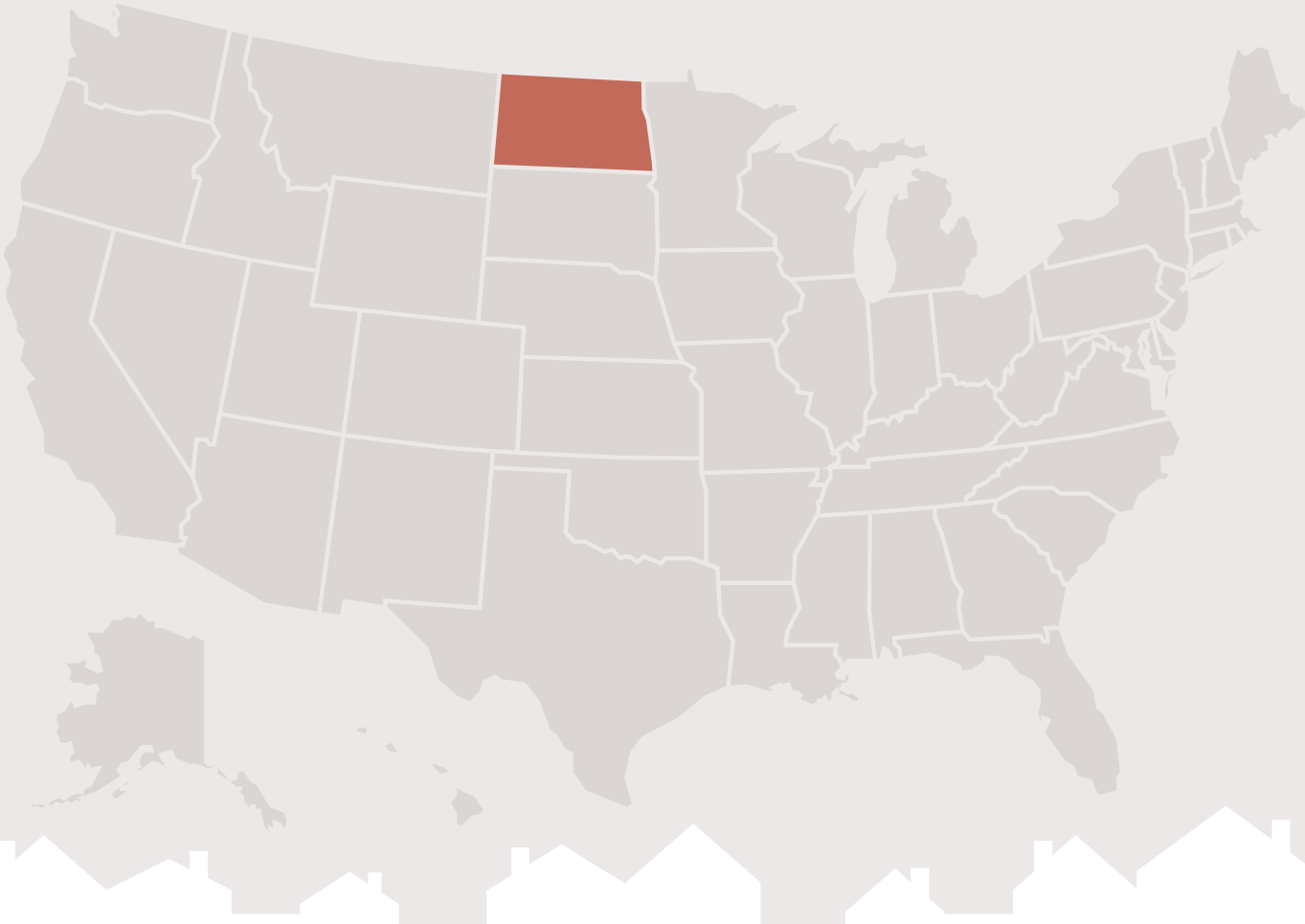
Showing high concern, %

	Percentage	National Average
Being sexually harassed or assaulted by coworkers	14%	24%
Being bullied by coworkers	20%	26%
Being physically assaulted by coworkers	18%	24%
Discrimination by coworkers	31%	33%
Losing my job	33%	38%
Limited maternity/paternity leave	21%	23%
Work overload	37%	37%
Lack of compensation/reward	40%	41%

Relevant question(s): H2. Below are a few examples of workplace issues. Using a scale from 1 to 7 where '1' is not at all concerned and '7' is very concerned, how concerned are you about each of these workplace issues happening to you? Among respondents in Alabama, 100n

State-by-State Reports:

North Dakota



Violent crime and **property crime** are the most concerning safety and security issues in North Dakota.

Ranked first place as most concerning when asked to rank all six safety issues in order from most concerning (1) to least concerning (6).

North Dakota

	Violent Crime	Property Crime	Digital Security	Health/Wellness	Environ-mental	Work-place
High Level of Concern	38%	38%	42%	30%	34%	19%
National Average	56%	59%	59%	40%	46%	34%
Experienced Ever	11%	33%	41%	12%	57%	28%
National Average	22%	38%	39%	18%	32%	23%
Experienced in Past Year	2%	16%	25%	6%	17%	13%
National Average	10%	16%	24%	11%	19%	14%

High concern is determined by the percentage of respondents that rated their level of concern for each safety issue '5' or higher. Lowest concern is determined by the percentage of respondents that rated their level of concern '3' or lower.

Relevant question(s): B4. Using a scale from 1 to 7 where '1' is not at all concerned and '7' is very concerned, how concerned are you about each of the following issues happening to you? / B5. Thinking about your life in your home and in your community, please rank each issue from 1 to 6 with '1' being the issue that is most concerning to you and '6' being the issue that is least concerning to you. / B7. Have you, or has anyone in your household, experienced any of the following safety and/or security issues? Among respondents in Alabama, 100n. / B8. When did you, or anyone in your household, last experience any of the following safety and/or security issues? Among respondents in Alabama who has or someone in household has experienced each safety/security issue, base varies, 13***-43**n.

Violent Crime

Showing high concern, %

	Percentage	National Average
Being sexually assaulted by a stranger	24%	39%
Being sexually assaulted by a friend/family member	9%	23%
Getting murdered by a stranger	32%	46%
Getting murdered by a friend/family member	13%	25%
Being attacked while driving my car	18%	42%
Being physically assaulted by a stranger causing bodily injury	36%	50%
Being physically assaulted by a friend/family member causing bodily injury	16%	26%
Being robbed on the streets	32%	52%
Being the victim of terrorism	18%	39%

Relevant question(s): D2. Below are a few examples of violent crimes. Using a scale from 1 to 7 where '1' is not at all concerned and '7' is very concerned, how concerned are you about each of these violent crimes happening to you?

Property Crime

Showing high concern, %

	Percentage	National Average
Someone lighting my house on fire	18%	35%
My valuables (jewelry, watches, purse, wallet or money) being stolen	39%	53%
My electronics being stolen	43%	49%
My personal documents (e.g., photos or files) being stolen	33%	48%
My house keys being stolen	29%	39%
Someone breaking in when I am not home	54%	63%
Someone breaking in while I am home or sleeping	44%	60%
My motor vehicle being stolen	30%	46%
My motor vehicle being broken into	38%	53%
Someone vandalizing my property	30%	50%

Relevant question(s): C2. Below are a few examples of property crimes. Using a scale from 1 to 7 where '1' is not at all concerned and '7' is very concerned, how concerned are you about each of these property crimes happening to you? Among respondents in Alabama, 100n

Digital Security

Showing high concern, %

	Percentage	National Average
Someone having access to/sharing my sensitive information (e.g., emails, financial information, photos, files, browsing history)	56%	70%
My professional reputation being put at risk through online activity	25%	43%
Being hacked by a stranger	58%	69%
Being a target for identity theft	64%	74%
Losing finances through hacking or an online scam	56%	68%
Being cyberbullied/harassed	15%	35%
Being targeted by malicious strangers online	44%	54%
Talking to a stranger posing as someone else online	25%	42%
Companies accessing and profiting from my personal information	41%	61%
The government having access to my personal information and monitoring me	37%	55%

Relevant question(s): E2. Below are a few examples of digital security issues. Using a scale from 1 to 7 where '1' is not at all concerned and '7' is very concerned, how concerned are you about each of these digital security issues happening to you?

Health and Wellness

Showing high concern, %

	Percentage	National Average
Carbon monoxide poisoning	24%	35%
Choking, suffocation, and strangulation	25%	31%
Falling and causing bodily injury or death	34%	45%
Falling objects causing bodily injury or death	16%	30%
Overdosing on medicine/prescribed drugs	8%	24%
Poisoning from amphetamines, caffeine, or alcohol	11%	24%
Poisoning from household cleaning supplies	11%	26%
Open fires or burns	24%	33%
Drowning	10%	24%
Household toxin inhalation (e.g., asbestos, lead paint, mold, radon)	17%	32%

Relevant question(s): F2. Below are a few examples of health and wellness issues. Using a scale from 1 to 7 where '1' is not at all concerned and '7' is very concerned, how concerned are you about each of these health and wellness issues happening to you? Among respondents in Alabama, 100n

Environmental Safety

Showing high concern, %

	Percentage	National Average
Earthquakes	11%	31%
Mudslides/landslides	7%	22%
Volcanic eruptions	6%	19%
Floods	37%	44%
Tsunamis	4%	21%
Tornados	44%	40%
Forest fires	9%	33%
Poor air quality/air pollution	33%	54%
Surface and ground water quality	42%	52%
Animals/wildlife attacks	9%	28%

Relevant question(s): G2. Below are a few examples of environmental issues. Using a scale from 1 to 7 where '1' is not at all concerned and '7' is very concerned, how concerned are you about each of these environmental issues happening in your community?

Workplace Safety

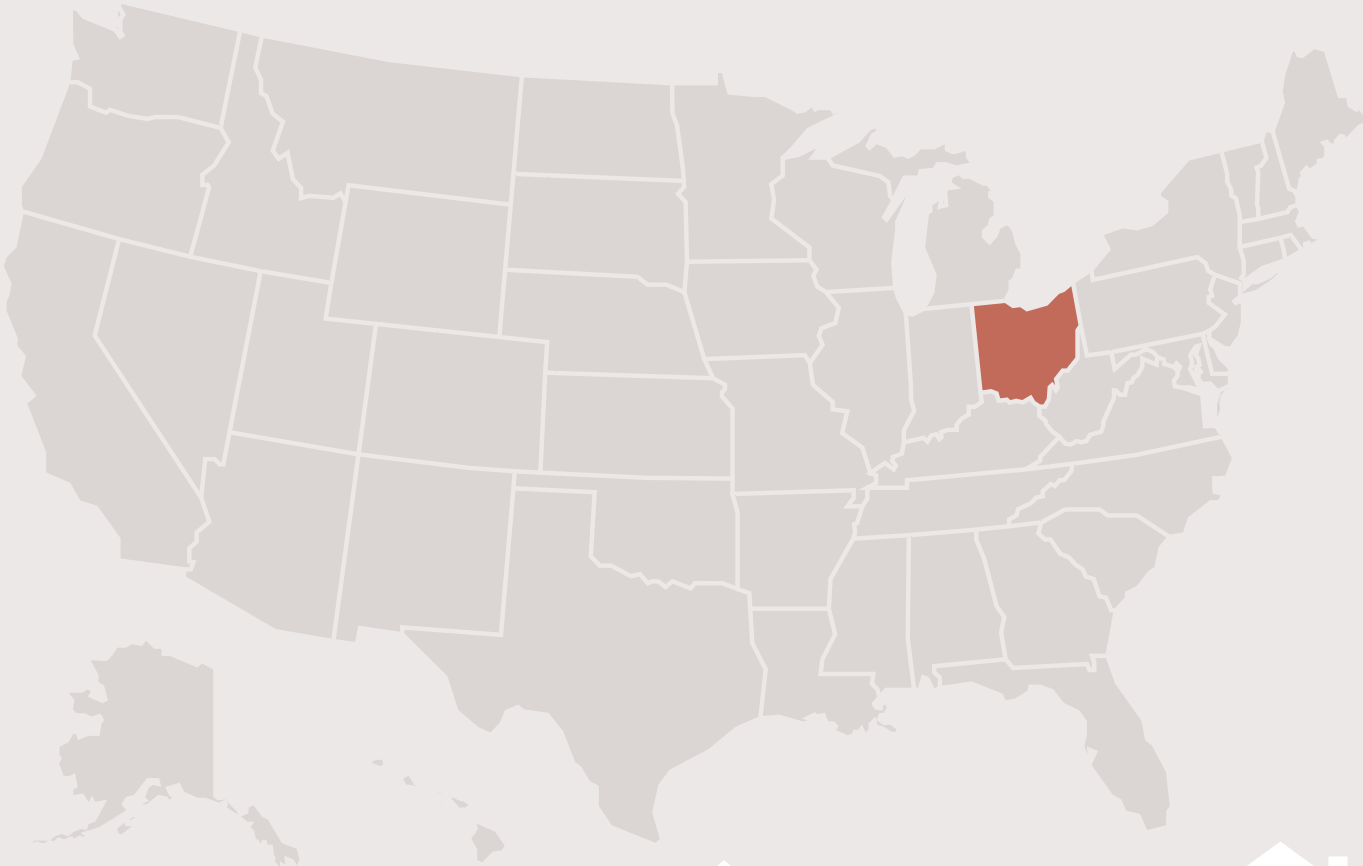
Showing high concern, %

	Percentage	National Average
Being sexually harassed or assaulted by coworkers	6%	24%
Being bullied by coworkers	10%	26%
Being physically assaulted by coworkers	6%	24%
Discrimination by coworkers	15%	33%
Losing my job	33%	38%
Limited maternity/paternity leave	11%	23%
Work overload	21%	37%
Lack of compensation/reward	32%	41%

Relevant question(s): H2. Below are a few examples of workplace issues. Using a scale from 1 to 7 where '1' is not at all concerned and '7' is very concerned, how concerned are you about each of these workplace issues happening to you? Among respondents in Alabama, 100n

State-by-State Reports:

Ohio



Violent crime is the most concerning safety and security issue in Ohio.

Ranked first place as most concerning when asked to rank all six safety issues in order from most concerning (1) to least concerning (6).

	Violent Crime	Property Crime	Digital Security	Health/ Wellness	Environ- -mental	Work- -place
High Level of Concern	58%	64%	59%	37%	40%	37%
National Average	56%	59%	59%	40%	46%	34%
Experienced Ever	20%	35%	42%	13%	22%	20%
National Average	22%	38%	39%	18%	32%	23%
Experienced in Past Year	7%	17%	22%	10%	14%	12%
National Average	10%	16%	24%	11%	19%	14%

High concern is determined by the percentage of respondents that rated their level of concern for each safety issue '5' or higher. Lowest concern is determined by the percentage of respondents that rated their level of concern '3' or lower.

Relevant question(s): B4. Using a scale from 1 to 7 where '1' is not at all concerned and '7' is very concerned, how concerned are you about each of the following issues happening to you? / B5. Thinking about your life in your home and in your community, please rank each issue from 1 to 6 with '1' being the issue that is most concerning to you and '6' being the issue that is least concerning to you. / B7. Have you, or has anyone in your household, experienced any of the following safety and/or security issues? Among respondents in Alabama, 100n. / B8. When did you, or anyone in your household, last experience any of the following safety and/or security issues? Among respondents in Alabama who has or someone in household has experienced each safety/security issue, base varies, 13***-43**n.

Violent Crime

Showing high concern, %

	Percentage	National Average
Being sexually assaulted by a stranger	34%	39%
Being sexually assaulted by a friend/family member	16%	23%
Getting murdered by a stranger	47%	46%
Getting murdered by a friend/family member	17%	25%
Being attacked while driving my car	45%	42%
Being physically assaulted by a stranger causing bodily injury	49%	50%
Being physically assaulted by a friend/family member causing bodily injury	20%	26%
Being robbed on the streets	54%	52%
Being the victim of terrorism	42%	39%

Relevant question(s): D2. Below are a few examples of violent crimes. Using a scale from 1 to 7 where '1' is not at all concerned and '7' is very concerned, how concerned are you about each of these violent crimes happening to you?

Property Crime

Showing high concern, %

	Percentage	National Average
Someone lighting my house on fire	26%	35%
My valuables (jewelry, watches, purse, wallet or money) being stolen	52%	53%
My electronics being stolen	48%	49%
My personal documents (e.g., photos or files) being stolen	44%	48%
My house keys being stolen	35%	39%
Someone breaking in when I am not home	63%	63%
Someone breaking in while I am home or sleeping	62%	60%
My motor vehicle being stolen	44%	46%
My motor vehicle being broken into	47%	53%
Someone vandalizing my property	43%	50%

Relevant question(s): C2. Below are a few examples of property crimes. Using a scale from 1 to 7 where '1' is not at all concerned and '7' is very concerned, how concerned are you about each of these property crimes happening to you? Among respondents in Alabama, 100n

Digital Security

Showing high concern, %

	Percentage	National Average
Someone having access to/sharing my sensitive information (e.g., emails, financial information, photos, files, browsing history)	63%	70%
My professional reputation being put at risk through online activity	40%	43%
Being hacked by a stranger	67%	69%
Being a target for identity theft	72%	74%
Losing finances through hacking or an online scam	69%	68%
Being cyberbullied/harassed	33%	35%
Being targeted by malicious strangers online	56%	54%
Talking to a stranger posing as someone else online	43%	42%
Companies accessing and profiting from my personal information	68%	61%
The government having access to my personal information and monitoring me	53%	55%

Relevant question(s): E2. Below are a few examples of digital security issues. Using a scale from 1 to 7 where '1' is not at all concerned and '7' is very concerned, how concerned are you about each of these digital security issues happening to you?

Health and Wellness

Showing high concern, %

	Percentage	National Average
Carbon monoxide poisoning	41%	35%
Choking, suffocation, and strangulation	29%	31%
Falling and causing bodily injury or death	41%	45%
Falling objects causing bodily injury or death	27%	30%
Overdosing on medicine/prescribed drugs	17%	24%
Poisoning from amphetamines, caffeine, or alcohol	22%	24%
Poisoning from household cleaning supplies	28%	26%
Open fires or burns	31%	33%
Drowning	18%	24%
Household toxin inhalation (e.g., asbestos, lead paint, mold, radon)	30%	32%

Relevant question(s): F2. Below are a few examples of health and wellness issues. Using a scale from 1 to 7 where '1' is not at all concerned and '7' is very concerned, how concerned are you about each of these health and wellness issues happening to you? Among respondents in Alabama, 100n

Environmental Safety

Showing high concern, %

	Percentage	National Average
Earthquakes	27%	31%
Mudslides/landslides	18%	22%
Volcanic eruptions	17%	19%
Floods	32%	44%
Tsunamis	14%	21%
Tornados	34%	40%
Forest fires	19%	33%
Poor air quality/air pollution	52%	54%
Surface and ground water quality	48%	52%
Animals/wildlife attacks	23%	28%

Relevant question(s): G2. Below are a few examples of environmental issues. Using a scale from 1 to 7 where '1' is not at all concerned and '7' is very concerned, how concerned are you about each of these environmental issues happening in your community?

Workplace Safety

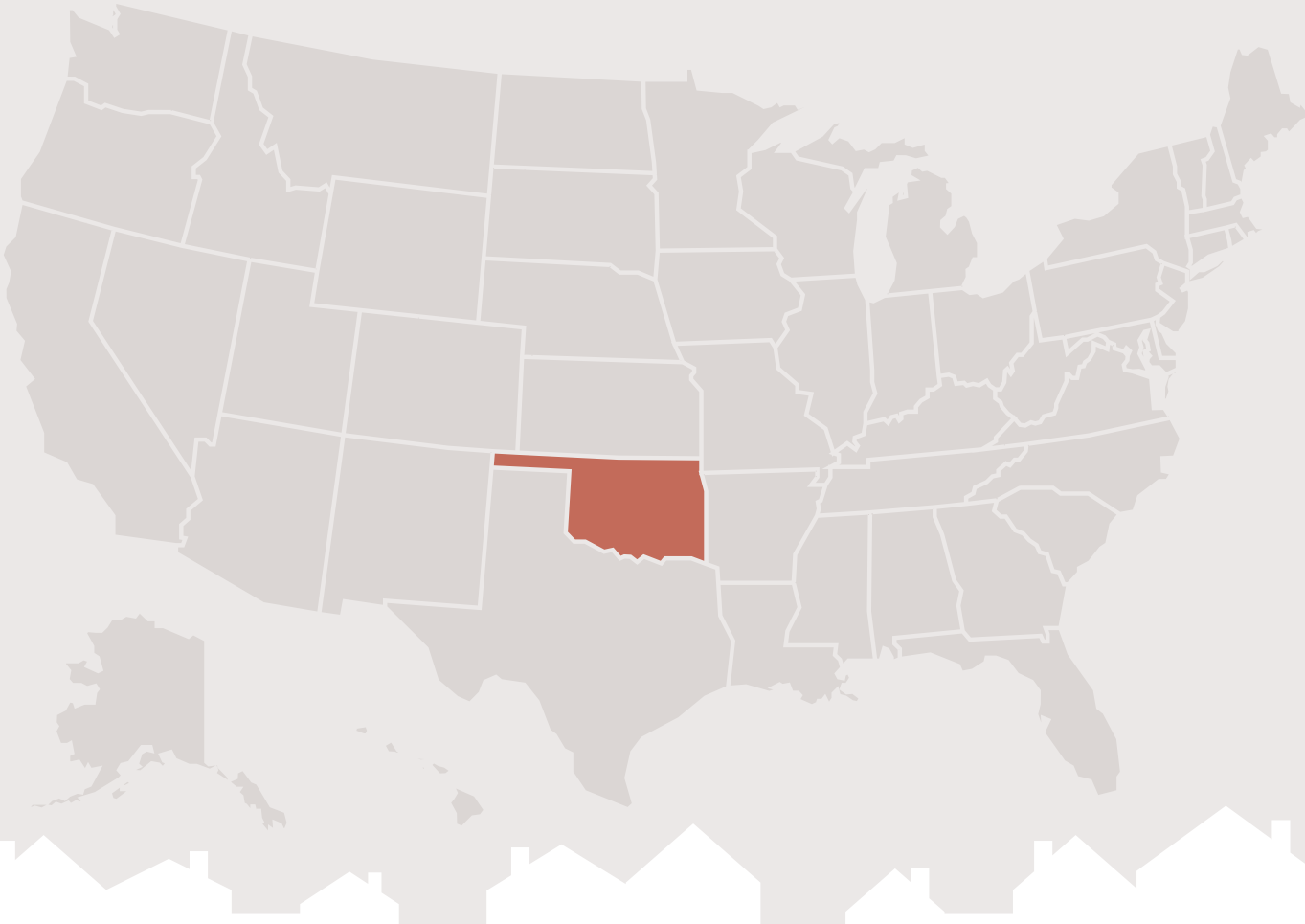
Showing high concern, %

	Percentage	National Average
Being sexually harassed or assaulted by coworkers	22%	24%
Being bullied by coworkers	22%	26%
Being physically assaulted by coworkers	18%	24%
Discrimination by coworkers	31%	33%
Losing my job	29%	38%
Limited maternity/paternity leave	15%	23%
Work overload	32%	37%
Lack of compensation/reward	35%	41%

Relevant question(s): H2. Below are a few examples of workplace issues. Using a scale from 1 to 7 where '1' is not at all concerned and '7' is very concerned, how concerned are you about each of these workplace issues happening to you? Among respondents in Alabama, 100n

State-by-State Reports:

Oklahoma



Violent crime is the most concerning safety and security issue in Oklahoma.

Ranked first place as most concerning when asked to rank all six safety issues in order from most concerning (1) to least concerning (6).

Oklahoma

Oklahoma

	Violent Crime	Property Crime	Digital Security	Health/Wellness	Environmental	Work-place
High Level of Concern	53%	60%	49%	37%	52%	26%
National Average	56%	59%	59%	40%	46%	34%
Experienced Ever	16%	47%	31%	15%	42%	24%
National Average	22%	38%	39%	18%	32%	23%
Experienced in Past Year	7%	16%	18%	10%	29%	13%
National Average	10%	16%	24%	11%	19%	14%

High concern is determined by the percentage of respondents that rated their level of concern for each safety issue '5' or higher. Lowest concern is determined by the percentage of respondents that rated their level of concern '3' or lower.

Relevant question(s): B4. Using a scale from 1 to 7 where '1' is not at all concerned and '7' is very concerned, how concerned are you about each of the following issues happening to you? / B5. Thinking about your life in your home and in your community, please rank each issue from 1 to 6 with '1' being the issue that is most concerning to you and '6' being the issue that is least concerning to you. / B7. Have you, or has anyone in your household, experienced any of the following safety and/or security issues? Among respondents in Alabama, 100n. / B8. When did you, or anyone in your household, last experience any of the following safety and/or security issues? Among respondents in Alabama who has or someone in household has experienced each safety/security issue, base varies, 13***-43**n.

Violent Crime

Showing high concern, %

	Percentage	National Average
Being sexually assaulted by a stranger	28%	39%
Being sexually assaulted by a friend/family member	13%	23%
Getting murdered by a stranger	41%	46%
Getting murdered by a friend/family member	14%	25%
Being attacked while driving my car	28%	42%
Being physically assaulted by a stranger causing bodily injury	41%	50%
Being physically assaulted by a friend/family member causing bodily injury	23%	26%
Being robbed on the streets	34%	52%
Being the victim of terrorism	34%	39%

Relevant question(s): D2. Below are a few examples of violent crimes. Using a scale from 1 to 7 where '1' is not at all concerned and '7' is very concerned, how concerned are you about each of these violent crimes happening to you?

Property Crime

Showing high concern, %

	Percentage	National Average
Someone lighting my house on fire	29%	35%
My valuables (jewelry, watches, purse, wallet or money) being stolen	56%	53%
My electronics being stolen	53%	49%
My personal documents (e.g., photos or files) being stolen	42%	48%
My house keys being stolen	32%	39%
Someone breaking in when I am not home	70%	63%
Someone breaking in while I am home or sleeping	63%	60%
My motor vehicle being stolen	48%	46%
My motor vehicle being broken into	57%	53%
Someone vandalizing my property	47%	50%

Relevant question(s): C2. Below are a few examples of property crimes. Using a scale from 1 to 7 where '1' is not at all concerned and '7' is very concerned, how concerned are you about each of these property crimes happening to you? Among respondents in Alabama, 100n

Digital Security

Showing high concern, %

	Percentage	National Average
Someone having access to/sharing my sensitive information (e.g., emails, financial information, photos, files, browsing history)	61%	70%
My professional reputation being put at risk through online activity	34%	43%
Being hacked by a stranger	61%	69%
Being a target for identity theft	63%	74%
Losing finances through hacking or an online scam	62%	68%
Being cyberbullied/harassed	28%	35%
Being targeted by malicious strangers online	42%	54%
Talking to a stranger posing as someone else online	34%	42%
Companies accessing and profiting from my personal information	54%	61%
The government having access to my personal information and monitoring me	48%	55%

Relevant question(s): E2. Below are a few examples of digital security issues. Using a scale from 1 to 7 where '1' is not at all concerned and '7' is very concerned, how concerned are you about each of these digital security issues happening to you?

Health and Wellness

Showing high concern, %

	Percentage	National Average
Carbon monoxide poisoning	20%	35%
Choking, suffocation, and strangulation	17%	31%
Falling and causing bodily injury or death	38%	45%
Falling objects causing bodily injury or death	22%	30%
Overdosing on medicine/prescribed drugs	15%	24%
Poisoning from amphetamines, caffeine, or alcohol	11%	24%
Poisoning from household cleaning supplies	18%	26%
Open fires or burns	21%	33%
Drowning	20%	24%
Household toxin inhalation (e.g., asbestos, lead paint, mold, radon)	19%	32%

Relevant question(s): F2. Below are a few examples of health and wellness issues. Using a scale from 1 to 7 where '1' is not at all concerned and '7' is very concerned, how concerned are you about each of these health and wellness issues happening to you? Among respondents in Alabama, 100n

Environmental Safety

Showing high concern, %

	Percentage	National Average
Earthquakes	34%	31%
Mudslides/landslides	6%	22%
Volcanic eruptions	9%	19%
Floods	39%	44%
Tsunamis	6%	21%
Tornados	73%	40%
Forest fires	13%	33%
Poor air quality/air pollution	42%	54%
Surface and ground water quality	41%	52%
Animals/wildlife attacks	14%	28%

Relevant question(s): G2. Below are a few examples of environmental issues. Using a scale from 1 to 7 where '1' is not at all concerned and '7' is very concerned, how concerned are you about each of these environmental issues happening in your community?

Workplace Safety

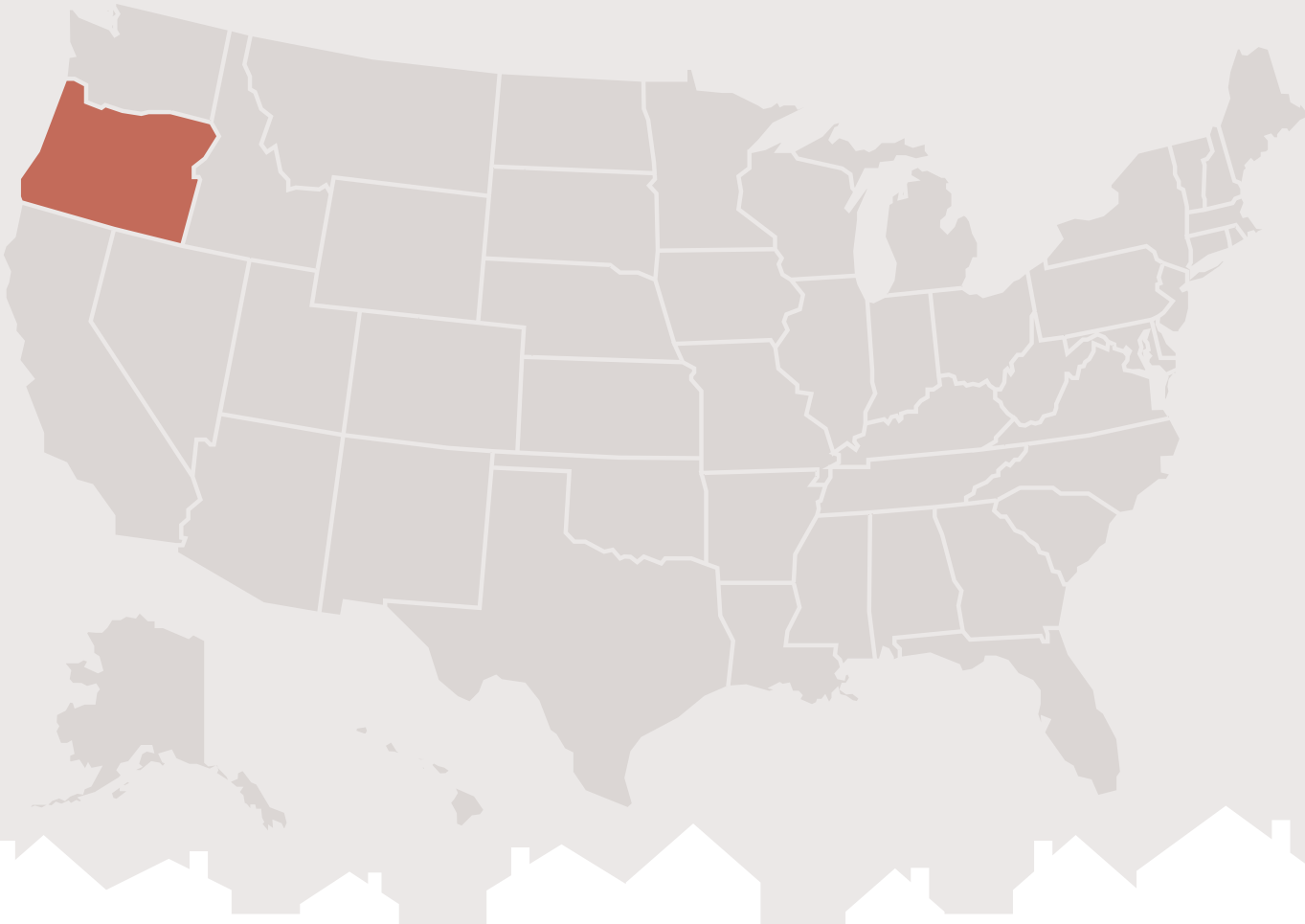
Showing high concern, %

	Percentage	National Average
Being sexually harassed or assaulted by coworkers	15%	24%
Being bullied by coworkers	22%	26%
Being physically assaulted by coworkers	17%	24%
Discrimination by coworkers	27%	33%
Losing my job	32%	38%
Limited maternity/paternity leave	16%	23%
Work overload	32%	37%
Lack of compensation/reward	41%	41%

Relevant question(s): H2. Below are a few examples of workplace issues. Using a scale from 1 to 7 where '1' is not at all concerned and '7' is very concerned, how concerned are you about each of these workplace issues happening to you? Among respondents in Alabama, 100n

State-by-State Reports:

Oregon



Violent crime is the most concerning safety and security issue in Oregon.

Ranked first place as most concerning when asked to rank all six safety issues in order from most concerning (1) to least concerning (6).

Oregon

Oregon

	Violent Crime	Property Crime	Digital Security	Health/Wellness	Environmental	Work-place
High Level of Concern	53%	55%	65%	43%	59%	33%
National Average	56%	59%	59%	40%	46%	34%
Experienced Ever	24%	47%	49%	23%	39%	30%
National Average	22%	38%	39%	18%	32%	23%
Experienced in Past Year	8%	13%	27%	12%	25%	16%
National Average	10%	16%	24%	11%	19%	14%

High concern is determined by the percentage of respondents that rated their level of concern for each safety issue '5' or higher. Lowest concern is determined by the percentage of respondents that rated their level of concern '3' or lower.

Relevant question(s): B4. Using a scale from 1 to 7 where '1' is not at all concerned and '7' is very concerned, how concerned are you about each of the following issues happening to you? / B5. Thinking about your life in your home and in your community, please rank each issue from 1 to 6 with '1' being the issue that is most concerning to you and '6' being the issue that is least concerning to you. / B7. Have you, or has anyone in your household, experienced any of the following safety and/or security issues? Among respondents in Alabama, 100n. / B8. When did you, or anyone in your household, last experience any of the following safety and/or security issues? Among respondents in Alabama who has or someone in household has experienced each safety/security issue, base varies, 13***-43**n.

Violent Crime

Showing high concern, %

	Percentage	National Average
Being sexually assaulted by a stranger	39%	39%
Being sexually assaulted by a friend/family member	25%	23%
Getting murdered by a stranger	43%	46%
Getting murdered by a friend/family member	28%	25%
Being attacked while driving my car	37%	42%
Being physically assaulted by a stranger causing bodily injury	55%	50%
Being physically assaulted by a friend/family member causing bodily injury	27%	26%
Being robbed on the streets	52%	52%
Being the victim of terrorism	37%	39%

Relevant question(s): D2. Below are a few examples of violent crimes. Using a scale from 1 to 7 where '1' is not at all concerned and '7' is very concerned, how concerned are you about each of these violent crimes happening to you?

Property Crime

Showing high concern, %

	Percentage	National Average
Someone lighting my house on fire	38%	35%
My valuables (jewelry, watches, purse, wallet or money) being stolen	55%	53%
My electronics being stolen	53%	49%
My personal documents (e.g., photos or files) being stolen	52%	48%
My house keys being stolen	41%	39%
Someone breaking in when I am not home	63%	63%
Someone breaking in while I am home or sleeping	53%	60%
My motor vehicle being stolen	49%	46%
My motor vehicle being broken into	57%	53%
Someone vandalizing my property	49%	50%

Relevant question(s): C2. Below are a few examples of property crimes. Using a scale from 1 to 7 where '1' is not at all concerned and '7' is very concerned, how concerned are you about each of these property crimes happening to you? Among respondents in Alabama, 100n

Digital Security

Showing high concern, %

	Percentage	National Average
Someone having access to/sharing my sensitive information (e.g., emails, financial information, photos, files, browsing history)	63%	70%
My professional reputation being put at risk through online activity	47%	43%
Being hacked by a stranger	62%	69%
Being a target for identity theft	74%	74%
Losing finances through hacking or an online scam	69%	68%
Being cyberbullied/harassed	42%	35%
Being targeted by malicious strangers online	52%	54%
Talking to a stranger posing as someone else online	45%	42%
Companies accessing and profiting from my personal information	59%	61%
The government having access to my personal information and monitoring me	56%	55%

Relevant question(s): E2. Below are a few examples of digital security issues. Using a scale from 1 to 7 where '1' is not at all concerned and '7' is very concerned, how concerned are you about each of these digital security issues happening to you?

Health and Wellness

Showing high concern, %

	Percentage	National Average
Carbon monoxide poisoning	39%	35%
Choking, suffocation, and strangulation	34%	31%
Falling and causing bodily injury or death	44%	45%
Falling objects causing bodily injury or death	33%	30%
Overdosing on medicine/prescribed drugs	27%	24%
Poisoning from amphetamines, caffeine, or alcohol	24%	24%
Poisoning from household cleaning supplies	33%	26%
Open fires or burns	46%	33%
Drowning	30%	24%
Household toxin inhalation (e.g., asbestos, lead paint, mold, radon)	38%	32%

Relevant question(s): F2. Below are a few examples of health and wellness issues. Using a scale from 1 to 7 where '1' is not at all concerned and '7' is very concerned, how concerned are you about each of these health and wellness issues happening to you? Among respondents in Alabama, 100n

Environmental Safety

Showing high concern, %

	Percentage	National Average
Earthquakes	57%	31%
Mudslides/landslides	27%	22%
Volcanic eruptions	32%	19%
Floods	37%	44%
Tsunamis	29%	21%
Tornados	27%	40%
Forest fires	71%	33%
Poor air quality/air pollution	73%	54%
Surface and ground water quality	52%	52%
Animals/wildlife attacks	30%	28%

Relevant question(s): G2. Below are a few examples of environmental issues. Using a scale from 1 to 7 where '1' is not at all concerned and '7' is very concerned, how concerned are you about each of these environmental issues happening in your community?

Workplace Safety

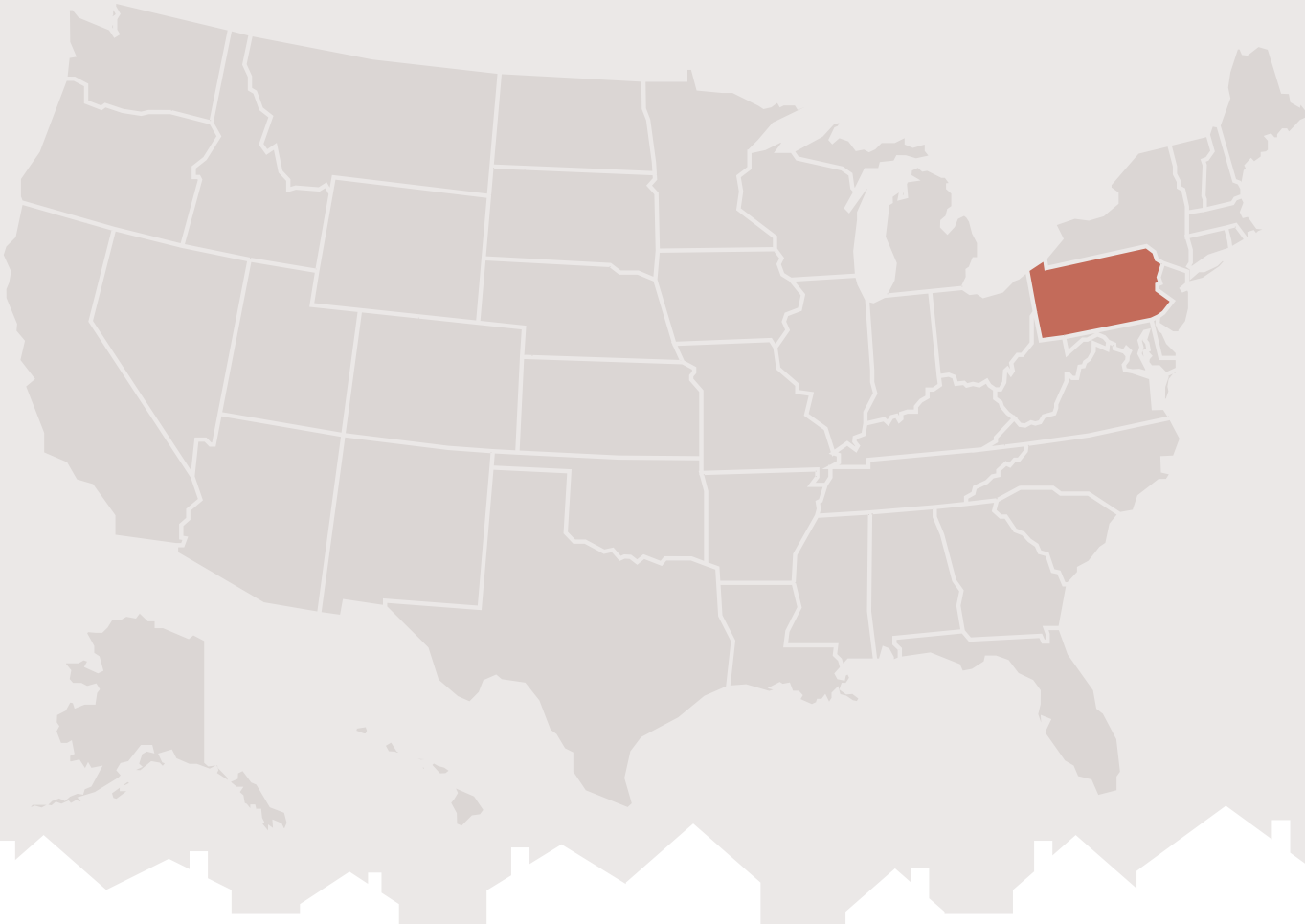
Showing high concern, %

	Percentage	National Average
Being sexually harassed or assaulted by coworkers	29%	24%
Being bullied by coworkers	31%	26%
Being physically assaulted by coworkers	28%	24%
Discrimination by coworkers	36%	33%
Losing my job	41%	38%
Limited maternity/paternity leave	22%	23%
Work overload	37%	37%
Lack of compensation/reward	43%	41%

Relevant question(s): H2. Below are a few examples of workplace issues. Using a scale from 1 to 7 where '1' is not at all concerned and '7' is very concerned, how concerned are you about each of these workplace issues happening to you? Among respondents in Alabama, 100n

State-by-State Reports:

Pennsylvania



Digital security is the most concerning safety and security issue in Pennsylvania.

Ranked first place as most concerning when asked to rank all six safety issues in order from most concerning (1) to least concerning (6).

Pennsylvania

Pennsylvania

	Violent Crime	Property Crime	Digital Security	Health/Wellness	Environmental	Work-place
High Level of Concern	48%	53%	56%	35%	47%	32%
National Average	56%	59%	59%	40%	46%	34%
Experienced Ever	22%	31%	41%	18%	25%	16%
National Average	22%	38%	39%	18%	32%	23%
Experienced in Past Year	5%	6%	24%	10%	15%	10%
National Average	10%	16%	24%	11%	19%	14%

High concern is determined by the percentage of respondents that rated their level of concern for each safety issue '5' or higher. Lowest concern is determined by the percentage of respondents that rated their level of concern '3' or lower.

Relevant question(s): B4. Using a scale from 1 to 7 where '1' is not at all concerned and '7' is very concerned, how concerned are you about each of the following issues happening to you? / B5. Thinking about your life in your home and in your community, please rank each issue from 1 to 6 with '1' being the issue that is most concerning to you and '6' being the issue that is least concerning to you. / B7. Have you, or has anyone in your household, experienced any of the following safety and/or security issues? Among respondents in Alabama, 100n. / B8. When did you, or anyone in your household, last experience any of the following safety and/or security issues? Among respondents in Alabama who has or someone in household has experienced each safety/security issue, base varies, 13***-43**n.

Violent Crime

Showing high concern, %

	Percentage	National Average
Being sexually assaulted by a stranger	31%	39%
Being sexually assaulted by a friend/family member	16%	23%
Getting murdered by a stranger	44%	46%
Getting murdered by a friend/family member	19%	25%
Being attacked while driving my car	32%	42%
Being physically assaulted by a stranger causing bodily injury	42%	50%
Being physically assaulted by a friend/family member causing bodily injury	21%	26%
Being robbed on the streets	52%	52%
Being the victim of terrorism	29%	39%

Relevant question(s): D2. Below are a few examples of violent crimes. Using a scale from 1 to 7 where '1' is not at all concerned and '7' is very concerned, how concerned are you about each of these violent crimes happening to you?

Property Crime

Showing high concern, %

	Percentage	National Average
Someone lighting my house on fire	27%	35%
My valuables (jewelry, watches, purse, wallet or money) being stolen	47%	53%
My electronics being stolen	42%	49%
My personal documents (e.g., photos or files) being stolen	43%	48%
My house keys being stolen	27%	39%
Someone breaking in when I am not home	58%	63%
Someone breaking in while I am home or sleeping	62%	60%
My motor vehicle being stolen	37%	46%
My motor vehicle being broken into	46%	53%
Someone vandalizing my property	41%	50%

Relevant question(s): C2. Below are a few examples of property crimes. Using a scale from 1 to 7 where '1' is not at all concerned and '7' is very concerned, how concerned are you about each of these property crimes happening to you? Among respondents in Alabama, 100n

Digital Security

Showing high concern, %

	Percentage	National Average
Someone having access to/sharing my sensitive information (e.g., emails, financial information, photos, files, browsing history)	67%	70%
My professional reputation being put at risk through online activity	35%	43%
Being hacked by a stranger	67%	69%
Being a target for identity theft	73%	74%
Losing finances through hacking or an online scam	65%	68%
Being cyberbullied/harassed	27%	35%
Being targeted by malicious strangers online	52%	54%
Talking to a stranger posing as someone else online	37%	42%
Companies accessing and profiting from my personal information	58%	61%
The government having access to my personal information and monitoring me	49%	55%

Relevant question(s): E2. Below are a few examples of digital security issues. Using a scale from 1 to 7 where '1' is not at all concerned and '7' is very concerned, how concerned are you about each of these digital security issues happening to you?

Health and Wellness

Showing high concern, %

	Percentage	National Average
Carbon monoxide poisoning	31%	35%
Choking, suffocation, and strangulation	22%	31%
Falling and causing bodily injury or death	37%	45%
Falling objects causing bodily injury or death	21%	30%
Overdosing on medicine/prescribed drugs	19%	24%
Poisoning from amphetamines, caffeine, or alcohol	17%	24%
Poisoning from household cleaning supplies	19%	26%
Open fires or burns	21%	33%
Drowning	18%	24%
Household toxin inhalation (e.g., asbestos, lead paint, mold, radon)	24%	32%

Relevant question(s): F2. Below are a few examples of health and wellness issues. Using a scale from 1 to 7 where '1' is not at all concerned and '7' is very concerned, how concerned are you about each of these health and wellness issues happening to you? Among respondents in Alabama, 100n

Environmental Safety

Showing high concern, %

	Percentage	National Average
Earthquakes	16%	31%
Mudslides/landslides	17%	22%
Volcanic eruptions	16%	19%
Floods	40%	44%
Tsunamis	13%	21%
Tornados	24%	40%
Forest fires	21%	33%
Poor air quality/air pollution	45%	54%
Surface and ground water quality	53%	52%
Animals/wildlife attacks	23%	28%

Relevant question(s): G2. Below are a few examples of environmental issues. Using a scale from 1 to 7 where '1' is not at all concerned and '7' is very concerned, how concerned are you about each of these environmental issues happening in your community?

Workplace Safety

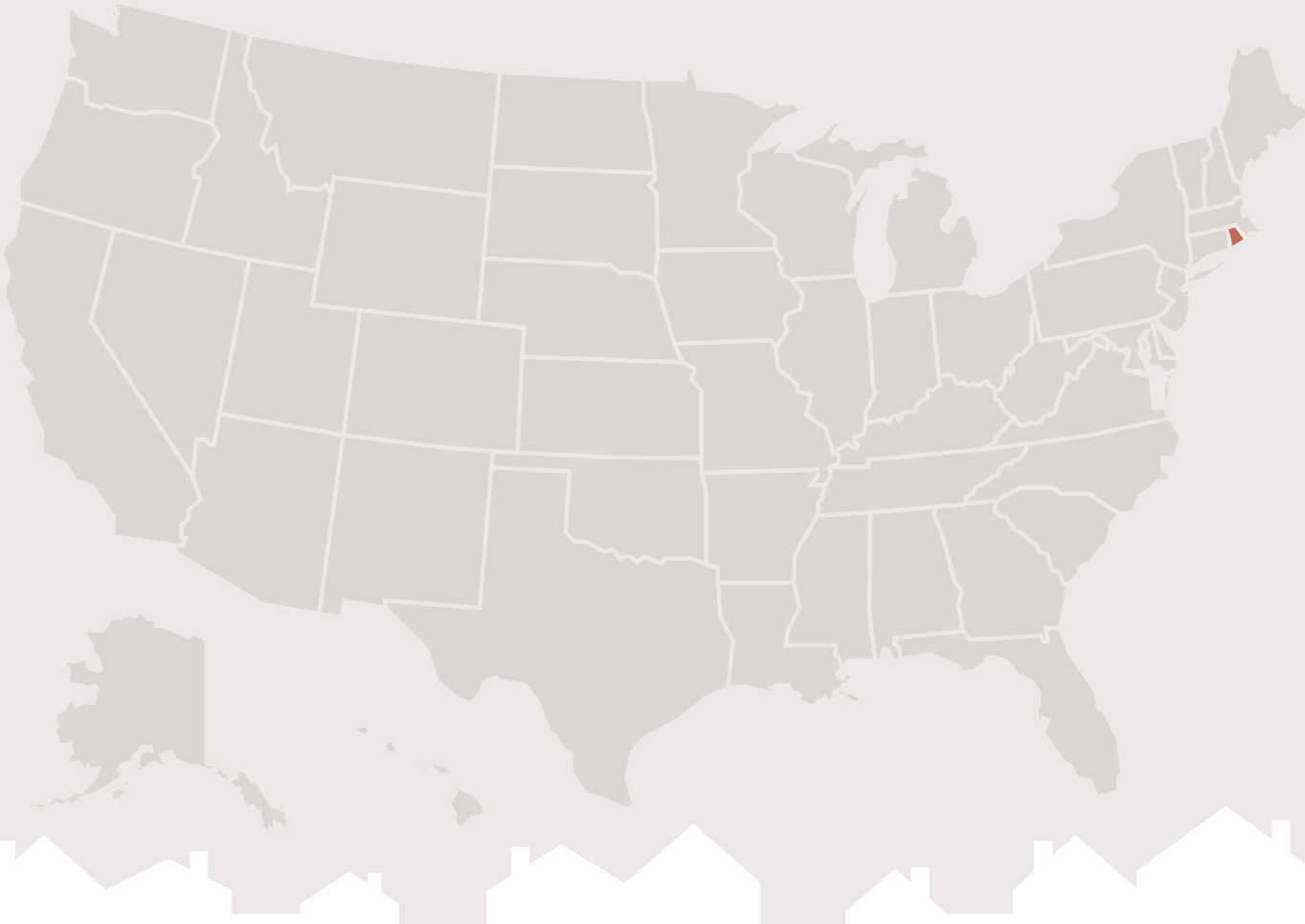
Showing high concern, %

	Percentage	National Average
Being sexually harassed or assaulted by coworkers	15%	24%
Being bullied by coworkers	18%	26%
Being physically assaulted by coworkers	17%	24%
Discrimination by coworkers	27%	33%
Losing my job	33%	38%
Limited maternity/paternity leave	16%	23%
Work overload	31%	37%
Lack of compensation/reward	38%	41%

Relevant question(s): H2. Below are a few examples of workplace issues. Using a scale from 1 to 7 where '1' is not at all concerned and '7' is very concerned, how concerned are you about each of these workplace issues happening to you? Among respondents in Alabama, 100n

State-by-State Reports:

Rhode Island



Violent crime is the most concerning safety and security issue in Rhode Island.

Ranked first place as most concerning when asked to rank all six safety issues in order from most concerning (1) to least concerning (6).

Rhode Island

	Violent Crime	Property Crime	Digital Security	Health/Wellness	Environmental	Work-place
High Level of Concern	55%	53%	58%	39%	39%	24%
National Average	56%	59%	59%	40%	46%	34%
Experienced Ever	22%	32%	29%	16%	25%	28%
National Average	22%	38%	39%	18%	32%	23%
Experienced in Past Year	9%	11%	16%	11%	13%	18%
National Average	10%	16%	24%	11%	19%	14%

High concern is determined by the percentage of respondents that rated their level of concern for each safety issue '5' or higher. Lowest concern is determined by the percentage of respondents that rated their level of concern '3' or lower.

Relevant question(s): B4. Using a scale from 1 to 7 where '1' is not at all concerned and '7' is very concerned, how concerned are you about each of the following issues happening to you? / B5. Thinking about your life in your home and in your community, please rank each issue from 1 to 6 with '1' being the issue that is most concerning to you and '6' being the issue that is least concerning to you. / B7. Have you, or has anyone in your household, experienced any of the following safety and/or security issues? Among respondents in Alabama, 100n. / B8. When did you, or anyone in your household, last experience any of the following safety and/or security issues? Among respondents in Alabama who has or someone in household has experienced each safety/security issue, base varies, 13***-43**n.

Violent Crime

Showing high concern, %

	Percentage	National Average
Being sexually assaulted by a stranger	38%	39%
Being sexually assaulted by a friend/family member	19%	23%
Getting murdered by a stranger	46%	46%
Getting murdered by a friend/family member	18%	25%
Being attacked while driving my car	36%	42%
Being physically assaulted by a stranger causing bodily injury	49%	50%
Being physically assaulted by a friend/family member causing bodily injury	23%	26%
Being robbed on the streets	44%	52%
Being the victim of terrorism	41%	39%

Relevant question(s): D2. Below are a few examples of violent crimes. Using a scale from 1 to 7 where '1' is not at all concerned and '7' is very concerned, how concerned are you about each of these violent crimes happening to you?

Property Crime

Showing high concern, %

	Percentage	National Average
Someone lighting my house on fire	32%	35%
My valuables (jewelry, watches, purse, wallet or money) being stolen	52%	53%
My electronics being stolen	49%	49%
My personal documents (e.g., photos or files) being stolen	45%	48%
My house keys being stolen	32%	39%
Someone breaking in when I am not home	60%	63%
Someone breaking in while I am home or sleeping	55%	60%
My motor vehicle being stolen	39%	46%
My motor vehicle being broken into	47%	53%
Someone vandalizing my property	39%	50%

Relevant question(s): C2. Below are a few examples of property crimes. Using a scale from 1 to 7 where '1' is not at all concerned and '7' is very concerned, how concerned are you about each of these property crimes happening to you? Among respondents in Alabama, 100n

Digital Security

Showing high concern, %

	Percentage	National Average
Someone having access to/sharing my sensitive information (e.g., emails, financial information, photos, files, browsing history)	62%	70%
My professional reputation being put at risk through online activity	35%	43%
Being hacked by a stranger	64%	69%
Being a target for identity theft	67%	74%
Losing finances through hacking or an online scam	63%	68%
Being cyberbullied/harassed	27%	35%
Being targeted by malicious strangers online	46%	54%
Talking to a stranger posing as someone else online	39%	42%
Companies accessing and profiting from my personal information	50%	61%
The government having access to my personal information and monitoring me	45%	55%

Relevant question(s): E2. Below are a few examples of digital security issues. Using a scale from 1 to 7 where '1' is not at all concerned and '7' is very concerned, how concerned are you about each of these digital security issues happening to you?

Health and Wellness

Showing high concern, %

	Percentage	National Average
Carbon monoxide poisoning	28%	35%
Choking, suffocation, and strangulation	27%	31%
Falling and causing bodily injury or death	39%	45%
Falling objects causing bodily injury or death	24%	30%
Overdosing on medicine/prescribed drugs	16%	24%
Poisoning from amphetamines, caffeine, or alcohol	13%	24%
Poisoning from household cleaning supplies	15%	26%
Open fires or burns	29%	33%
Drowning	19%	24%
Household toxin inhalation (e.g., asbestos, lead paint, mold, radon)	23%	32%

Relevant question(s): F2. Below are a few examples of health and wellness issues. Using a scale from 1 to 7 where '1' is not at all concerned and '7' is very concerned, how concerned are you about each of these health and wellness issues happening to you? Among respondents in Alabama, 100n

Environmental Safety

Showing high concern, %

	Percentage	National Average
Earthquakes	17%	31%
Mudslides/landslides	9%	22%
Volcanic eruptions	10%	19%
Floods	35%	44%
Tsunamis	10%	21%
Tornados	19%	40%
Forest fires	15%	33%
Poor air quality/air pollution	51%	54%
Surface and ground water quality	48%	52%
Animals/wildlife attacks	25%	28%

Relevant question(s): G2. Below are a few examples of environmental issues. Using a scale from 1 to 7 where '1' is not at all concerned and '7' is very concerned, how concerned are you about each of these environmental issues happening in your community?

Workplace Safety

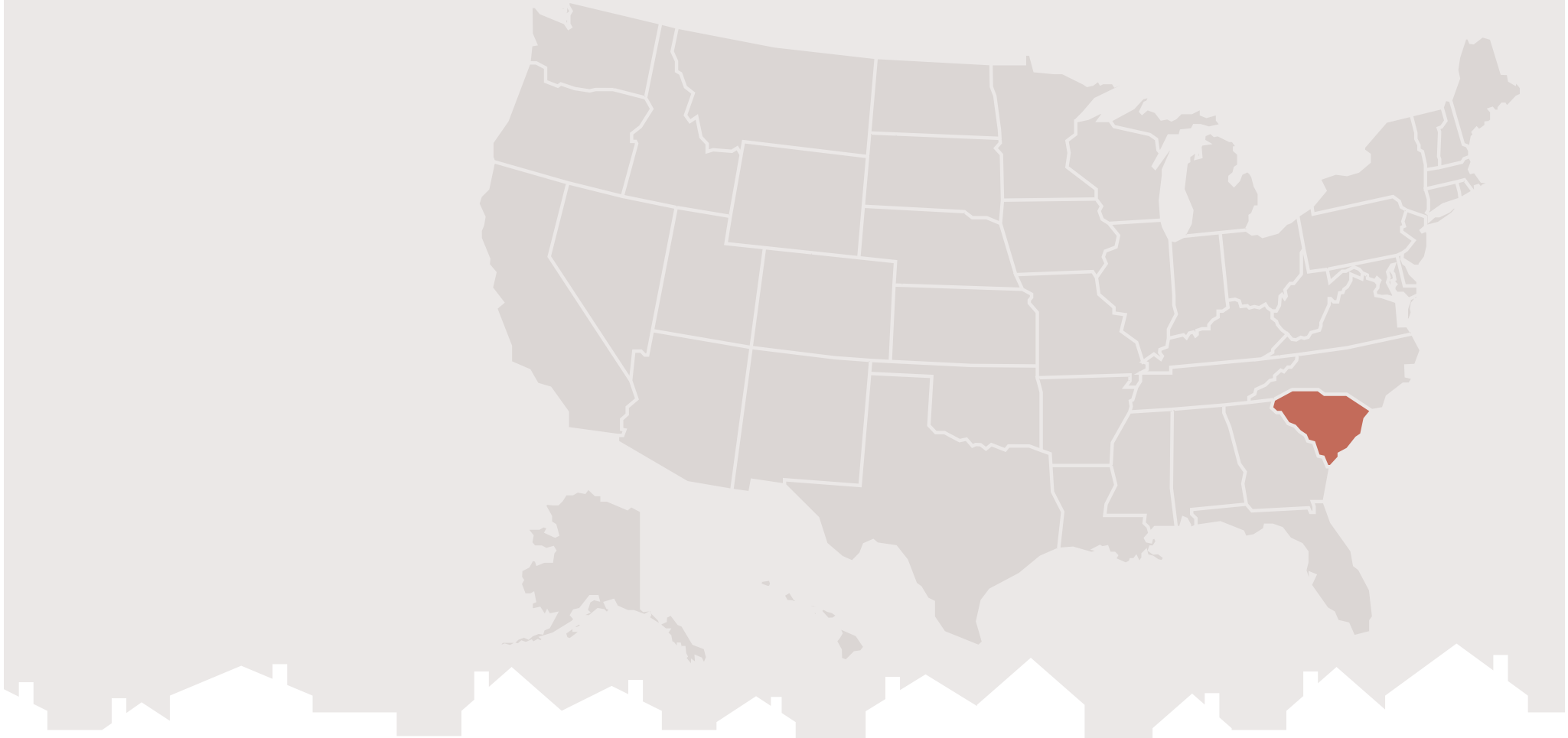
Showing high concern, %

	Percentage	National Average
Being sexually harassed or assaulted by coworkers	18%	24%
Being bullied by coworkers	22%	26%
Being physically assaulted by coworkers	20%	24%
Discrimination by coworkers	24%	33%
Losing my job	39%	38%
Limited maternity/paternity leave	19%	23%
Work overload	30%	37%
Lack of compensation/reward	31%	41%

Relevant question(s): H2. Below are a few examples of workplace issues. Using a scale from 1 to 7 where '1' is not at all concerned and '7' is very concerned, how concerned are you about each of these workplace issues happening to you? Among respondents in Alabama, 100n

State-by-State Reports:

South Carolina



Violent crime is the most concerning safety and security issue in South Carolina.

Ranked first place as most concerning when asked to rank all six safety issues in order from most concerning (1) to least concerning (6).

South Carolina

	Violent Crime	Property Crime	Digital Security	Health/Wellness	Environmental	Work-place
High Level of Concern	54%	66%	58%	42%	46%	41%
National Average	56%	59%	59%	40%	46%	34%
Experienced Ever	14%	34%	40%	15%	31%	24%
National Average	22%	38%	39%	18%	32%	23%
Experienced in Past Year	7%	14%	22%	10%	11%	15%
National Average	10%	16%	24%	11%	19%	14%

High concern is determined by the percentage of respondents that rated their level of concern for each safety issue '5' or higher. Lowest concern is determined by the percentage of respondents that rated their level of concern '3' or lower.

Relevant question(s): B4. Using a scale from 1 to 7 where '1' is not at all concerned and '7' is very concerned, how concerned are you about each of the following issues happening to you? / B5. Thinking about your life in your home and in your community, please rank each issue from 1 to 6 with '1' being the issue that is most concerning to you and '6' being the issue that is least concerning to you. / B7. Have you, or has anyone in your household, experienced any of the following safety and/or security issues? Among respondents in Alabama, 100n. / B8. When did you, or anyone in your household, last experience any of the following safety and/or security issues? Among respondents in Alabama who has or someone in household has experienced each safety/security issue, base varies, 13***-43**n.

Violent Crime

Showing high concern, %

	Percentage	National Average
Being sexually assaulted by a stranger	39%	39%
Being sexually assaulted by a friend/family member	26%	23%
Getting murdered by a stranger	51%	46%
Getting murdered by a friend/family member	23%	25%
Being attacked while driving my car	42%	42%
Being physically assaulted by a stranger causing bodily injury	48%	50%
Being physically assaulted by a friend/family member causing bodily injury	23%	26%
Being robbed on the streets	55%	52%
Being the victim of terrorism	37%	39%

Relevant question(s): D2. Below are a few examples of violent crimes. Using a scale from 1 to 7 where '1' is not at all concerned and '7' is very concerned, how concerned are you about each of these violent crimes happening to you?

Property Crime

Showing high concern, %

	Percentage	National Average
Someone lighting my house on fire	36%	35%
My valuables (jewelry, watches, purse, wallet or money) being stolen	53%	53%
My electronics being stolen	51%	49%
My personal documents (e.g., photos or files) being stolen	49%	48%
My house keys being stolen	44%	39%
Someone breaking in when I am not home	65%	63%
Someone breaking in while I am home or sleeping	61%	60%
My motor vehicle being stolen	49%	46%
My motor vehicle being broken into	54%	53%
Someone vandalizing my property	50%	50%

Relevant question(s): C2. Below are a few examples of property crimes. Using a scale from 1 to 7 where '1' is not at all concerned and '7' is very concerned, how concerned are you about each of these property crimes happening to you? Among respondents in Alabama, 100n

Digital Security

Showing high concern, %

	Percentage	National Average
Someone having access to/sharing my sensitive information (e.g., emails, financial information, photos, files, browsing history)	68%	70%
My professional reputation being put at risk through online activity	42%	43%
Being hacked by a stranger	77%	69%
Being a target for identity theft	76%	74%
Losing finances through hacking or an online scam	69%	68%
Being cyberbullied/harassed	31%	35%
Being targeted by malicious strangers online	60%	54%
Talking to a stranger posing as someone else online	45%	42%
Companies accessing and profiting from my personal information	65%	61%
The government having access to my personal information and monitoring me	59%	55%

Relevant question(s): E2. Below are a few examples of digital security issues. Using a scale from 1 to 7 where '1' is not at all concerned and '7' is very concerned, how concerned are you about each of these digital security issues happening to you?

Health and Wellness

Showing high concern, %

	Percentage	National Average
Carbon monoxide poisoning	33%	35%
Choking, suffocation, and strangulation	33%	31%
Falling and causing bodily injury or death	43%	45%
Falling objects causing bodily injury or death	27%	30%
Overdosing on medicine/prescribed drugs	27%	24%
Poisoning from amphetamines, caffeine, or alcohol	23%	24%
Poisoning from household cleaning supplies	27%	26%
Open fires or burns	42%	33%
Drowning	28%	24%
Household toxin inhalation (e.g., asbestos, lead paint, mold, radon)	33%	32%

Relevant question(s): F2. Below are a few examples of health and wellness issues. Using a scale from 1 to 7 where '1' is not at all concerned and '7' is very concerned, how concerned are you about each of these health and wellness issues happening to you? Among respondents in Alabama, 100n

Environmental Safety

Showing high concern, %

	Percentage	National Average
Earthquakes	24%	31%
Mudslides/landslides	20%	22%
Volcanic eruptions	9%	19%
Floods	51%	44%
Tsunamis	17%	21%
Tornados	42%	40%
Forest fires	33%	33%
Poor air quality/air pollution	43%	54%
Surface and ground water quality	46%	52%
Animals/wildlife attacks	32%	28%

Relevant question(s): G2. Below are a few examples of environmental issues. Using a scale from 1 to 7 where '1' is not at all concerned and '7' is very concerned, how concerned are you about each of these environmental issues happening in your community?

Workplace Safety

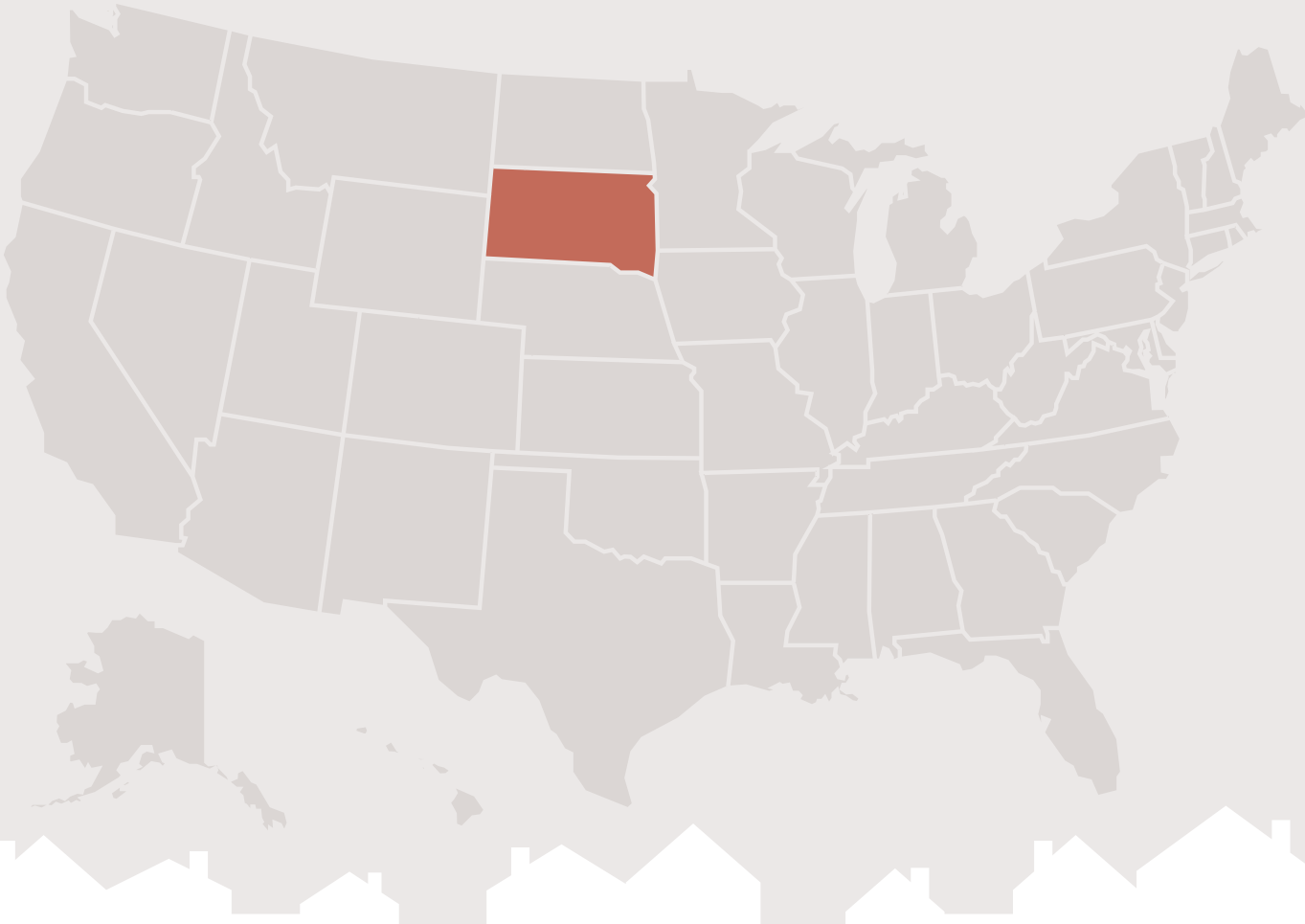
Showing high concern, %

	Percentage	National Average
Being sexually harassed or assaulted by coworkers	22%	24%
Being bullied by coworkers	24%	26%
Being physically assaulted by coworkers	22%	24%
Discrimination by coworkers	30%	33%
Losing my job	37%	38%
Limited maternity/paternity leave	15%	23%
Work overload	40%	37%
Lack of compensation/reward	42%	41%

Relevant question(s): H2. Below are a few examples of workplace issues. Using a scale from 1 to 7 where '1' is not at all concerned and '7' is very concerned, how concerned are you about each of these workplace issues happening to you? Among respondents in Alabama, 100n

State-by-State Reports:

South Dakota



Property crime is the most concerning safety and security issue in South Dakota.

Ranked first place as most concerning when asked to rank all six safety issues in order from most concerning (1) to least concerning (6).

South Dakota

	Violent Crime	Property Crime	Digital Security	Health/Wellness	Environmental	Work-place
High Level of Concern	43%	49%	51%	26%	38%	17%
National Average	56%	59%	59%	40%	46%	34%
Experienced Ever	12%	26%	36%	19%	43%	20%
National Average	22%	38%	39%	18%	32%	23%
Experienced in Past Year	6%	16%	20%	12%	22%	9%
National Average	10%	16%	24%	11%	19%	14%

High concern is determined by the percentage of respondents that rated their level of concern for each safety issue '5' or higher. Lowest concern is determined by the percentage of respondents that rated their level of concern '3' or lower.

Relevant question(s): B4. Using a scale from 1 to 7 where '1' is not at all concerned and '7' is very concerned, how concerned are you about each of the following issues happening to you? / B5. Thinking about your life in your home and in your community, please rank each issue from 1 to 6 with '1' being the issue that is most concerning to you and '6' being the issue that is least concerning to you. / B7. Have you, or has anyone in your household, experienced any of the following safety and/or security issues? Among respondents in Alabama, 100n. / B8. When did you, or anyone in your household, last experience any of the following safety and/or security issues? Among respondents in Alabama who has or someone in household has experienced each safety/security issue, base varies, 13***-43**n.

Violent Crime

Showing high concern, %

	Percentage	National Average
Being sexually assaulted by a stranger	25%	39%
Being sexually assaulted by a friend/family member	6%	23%
Getting murdered by a stranger	36%	46%
Getting murdered by a friend/family member	12%	25%
Being attacked while driving my car	26%	42%
Being physically assaulted by a stranger causing bodily injury	40%	50%
Being physically assaulted by a friend/family member causing bodily injury	10%	26%
Being robbed on the streets	31%	52%
Being the victim of terrorism	26%	39%

Relevant question(s): D2. Below are a few examples of violent crimes. Using a scale from 1 to 7 where '1' is not at all concerned and '7' is very concerned, how concerned are you about each of these violent crimes happening to you?

Property Crime

Showing high concern, %

	Percentage	National Average
Someone lighting my house on fire	22%	35%
My valuables (jewelry, watches, purse, wallet or money) being stolen	43%	53%
My electronics being stolen	44%	49%
My personal documents (e.g., photos or files) being stolen	38%	48%
My house keys being stolen	28%	39%
Someone breaking in when I am not home	57%	63%
Someone breaking in while I am home or sleeping	50%	60%
My motor vehicle being stolen	33%	46%
My motor vehicle being broken into	49%	53%
Someone vandalizing my property	51%	50%

Relevant question(s): C2. Below are a few examples of property crimes. Using a scale from 1 to 7 where '1' is not at all concerned and '7' is very concerned, how concerned are you about each of these property crimes happening to you? Among respondents in Alabama, 100n

Digital Security

Showing high concern, %

	Percentage	National Average
Someone having access to/sharing my sensitive information (e.g., emails, financial information, photos, files, browsing history)	61%	70%
My professional reputation being put at risk through online activity	26%	43%
Being hacked by a stranger	62%	69%
Being a target for identity theft	66%	74%
Losing finances through hacking or an online scam	68%	68%
Being cyberbullied/harassed	19%	35%
Being targeted by malicious strangers online	37%	54%
Talking to a stranger posing as someone else online	28%	42%
Companies accessing and profiting from my personal information	56%	61%
The government having access to my personal information and monitoring me	34%	55%

Relevant question(s): E2. Below are a few examples of digital security issues. Using a scale from 1 to 7 where '1' is not at all concerned and '7' is very concerned, how concerned are you about each of these digital security issues happening to you?

Health and Wellness

Showing high concern, %

	Percentage	National Average
Carbon monoxide poisoning	24%	35%
Choking, suffocation, and strangulation	14%	31%
Falling and causing bodily injury or death	37%	45%
Falling objects causing bodily injury or death	21%	30%
Overdosing on medicine/prescribed drugs	10%	24%
Poisoning from amphetamines, caffeine, or alcohol	10%	24%
Poisoning from household cleaning supplies	9%	26%
Open fires or burns	18%	33%
Drowning	12%	24%
Household toxin inhalation (e.g., asbestos, lead paint, mold, radon)	21%	32%

Relevant question(s): F2. Below are a few examples of health and wellness issues. Using a scale from 1 to 7 where '1' is not at all concerned and '7' is very concerned, how concerned are you about each of these health and wellness issues happening to you? Among respondents in Alabama, 100n

Environmental Safety

Showing high concern, %

	Percentage	National Average
Earthquakes	9%	31%
Mudslides/landslides	15%	22%
Volcanic eruptions	8%	19%
Floods	36%	44%
Tsunamis	9%	21%
Tornados	52%	40%
Forest fires	31%	33%
Poor air quality/air pollution	31%	54%
Surface and ground water quality	37%	52%
Animals/wildlife attacks	12%	28%

Relevant question(s): G2. Below are a few examples of environmental issues. Using a scale from 1 to 7 where '1' is not at all concerned and '7' is very concerned, how concerned are you about each of these environmental issues happening in your community?

Workplace Safety

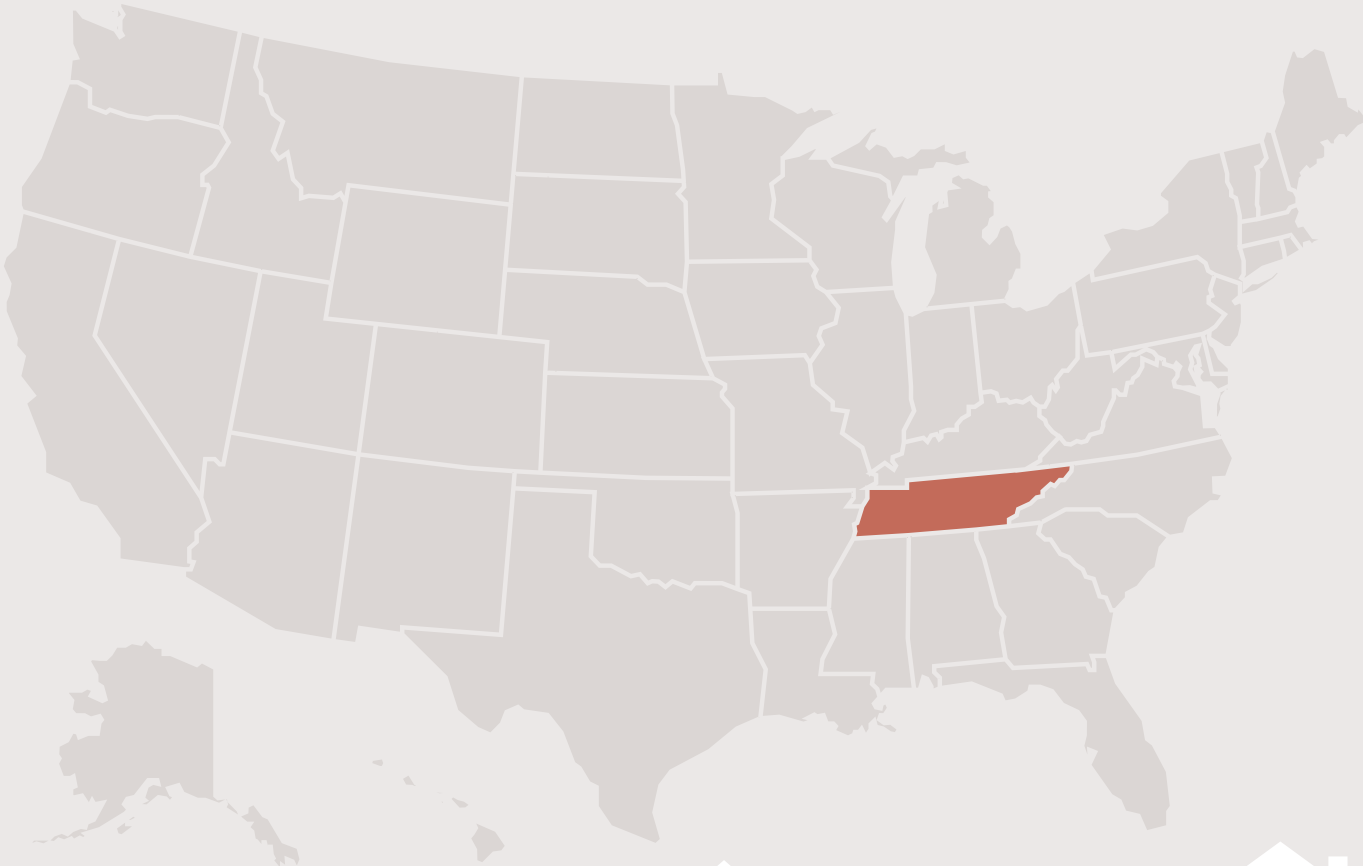
Showing high concern, %

	Percentage	National Average
Being sexually harassed or assaulted by coworkers	14%	24%
Being bullied by coworkers	16%	26%
Being physically assaulted by coworkers	9%	24%
Discrimination by coworkers	18%	33%
Losing my job	31%	38%
Limited maternity/paternity leave	5%	23%
Work overload	27%	37%
Lack of compensation/reward	29%	41%

Relevant question(s): H2. Below are a few examples of workplace issues. Using a scale from 1 to 7 where '1' is not at all concerned and '7' is very concerned, how concerned are you about each of these workplace issues happening to you? Among respondents in Alabama, 100n

State-by-State Reports:

Tennessee



Violent crime is the most concerning safety and security issue in Tennessee.

Ranked first place as most concerning when asked to rank all six safety issues in order from most concerning (1) to least concerning (6).

Tennessee

Tennessee

	Violent Crime	Property Crime	Digital Security	Health/Wellness	Environmental	Work-place
High Level of Concern	65%	72%	63%	40%	46%	32%
National Average	56%	59%	59%	40%	46%	34%
Experienced Ever	26%	35%	42%	24%	32%	23%
National Average	22%	38%	39%	18%	32%	23%
Experienced in Past Year	14%	16%	31%	17%	17%	16%
National Average	10%	16%	24%	11%	19%	14%

High concern is determined by the percentage of respondents that rated their level of concern for each safety issue '5' or higher. Lowest concern is determined by the percentage of respondents that rated their level of concern '3' or lower.

Relevant question(s): B4. Using a scale from 1 to 7 where '1' is not at all concerned and '7' is very concerned, how concerned are you about each of the following issues happening to you? / B5. Thinking about your life in your home and in your community, please rank each issue from 1 to 6 with '1' being the issue that is most concerning to you and '6' being the issue that is least concerning to you. / B7. Have you, or has anyone in your household, experienced any of the following safety and/or security issues? Among respondents in Alabama, 100n. / B8. When did you, or anyone in your household, last experience any of the following safety and/or security issues? Among respondents in Alabama who has or someone in household has experienced each safety/security issue, base varies, 13***-43**n.

Violent Crime

Showing high concern, %

	Percentage	National Average
Being sexually assaulted by a stranger	40%	39%
Being sexually assaulted by a friend/family member	21%	23%
Getting murdered by a stranger	50%	46%
Getting murdered by a friend/family member	26%	25%
Being attacked while driving my car	49%	42%
Being physically assaulted by a stranger causing bodily injury	55%	50%
Being physically assaulted by a friend/family member causing bodily injury	27%	26%
Being robbed on the streets	60%	52%
Being the victim of terrorism	38%	39%

Relevant question(s): D2. Below are a few examples of violent crimes. Using a scale from 1 to 7 where '1' is not at all concerned and '7' is very concerned, how concerned are you about each of these violent crimes happening to you?

Property Crime

Showing high concern, %

	Percentage	National Average
Someone lighting my house on fire	40%	35%
My valuables (jewelry, watches, purse, wallet or money) being stolen	67%	53%
My electronics being stolen	50%	49%
My personal documents (e.g., photos or files) being stolen	50%	48%
My house keys being stolen	42%	39%
Someone breaking in when I am not home	73%	63%
Someone breaking in while I am home or sleeping	70%	60%
My motor vehicle being stolen	56%	46%
My motor vehicle being broken into	57%	53%
Someone vandalizing my property	51%	50%

Relevant question(s): C2. Below are a few examples of property crimes. Using a scale from 1 to 7 where '1' is not at all concerned and '7' is very concerned, how concerned are you about each of these property crimes happening to you? Among respondents in Alabama, 100n

Digital Security

Showing high concern, %

	Percentage	National Average
Someone having access to/sharing my sensitive information (e.g., emails, financial information, photos, files, browsing history)	71%	70%
My professional reputation being put at risk through online activity	41%	43%
Being hacked by a stranger	73%	69%
Being a target for identity theft	73%	74%
Losing finances through hacking or an online scam	71%	68%
Being cyberbullied/harassed	35%	35%
Being targeted by malicious strangers online	60%	54%
Talking to a stranger posing as someone else online	47%	42%
Companies accessing and profiting from my personal information	62%	61%
The government having access to my personal information and monitoring me	53%	55%

Relevant question(s): E2. Below are a few examples of digital security issues. Using a scale from 1 to 7 where '1' is not at all concerned and '7' is very concerned, how concerned are you about each of these digital security issues happening to you?

Health and Wellness

Showing high concern, %

	Percentage	National Average
Carbon monoxide poisoning	40%	35%
Choking, suffocation, and strangulation	38%	31%
Falling and causing bodily injury or death	52%	45%
Falling objects causing bodily injury or death	32%	30%
Overdosing on medicine/prescribed drugs	27%	24%
Poisoning from amphetamines, caffeine, or alcohol	25%	24%
Poisoning from household cleaning supplies	32%	26%
Open fires or burns	40%	33%
Drowning	29%	24%
Household toxin inhalation (e.g., asbestos, lead paint, mold, radon)	38%	32%

Relevant question(s): F2. Below are a few examples of health and wellness issues. Using a scale from 1 to 7 where '1' is not at all concerned and '7' is very concerned, how concerned are you about each of these health and wellness issues happening to you? Among respondents in Alabama, 100n

Environmental Safety

Showing high concern, %

	Percentage	National Average
Earthquakes	28%	31%
Mudslides/landslides	20%	22%
Volcanic eruptions	18%	19%
Floods	47%	44%
Tsunamis	17%	21%
Tornados	59%	40%
Forest fires	33%	33%
Poor air quality/air pollution	52%	54%
Surface and ground water quality	48%	52%
Animals/wildlife attacks	26%	28%

Relevant question(s): G2. Below are a few examples of environmental issues. Using a scale from 1 to 7 where '1' is not at all concerned and '7' is very concerned, how concerned are you about each of these environmental issues happening in your community?

Workplace Safety

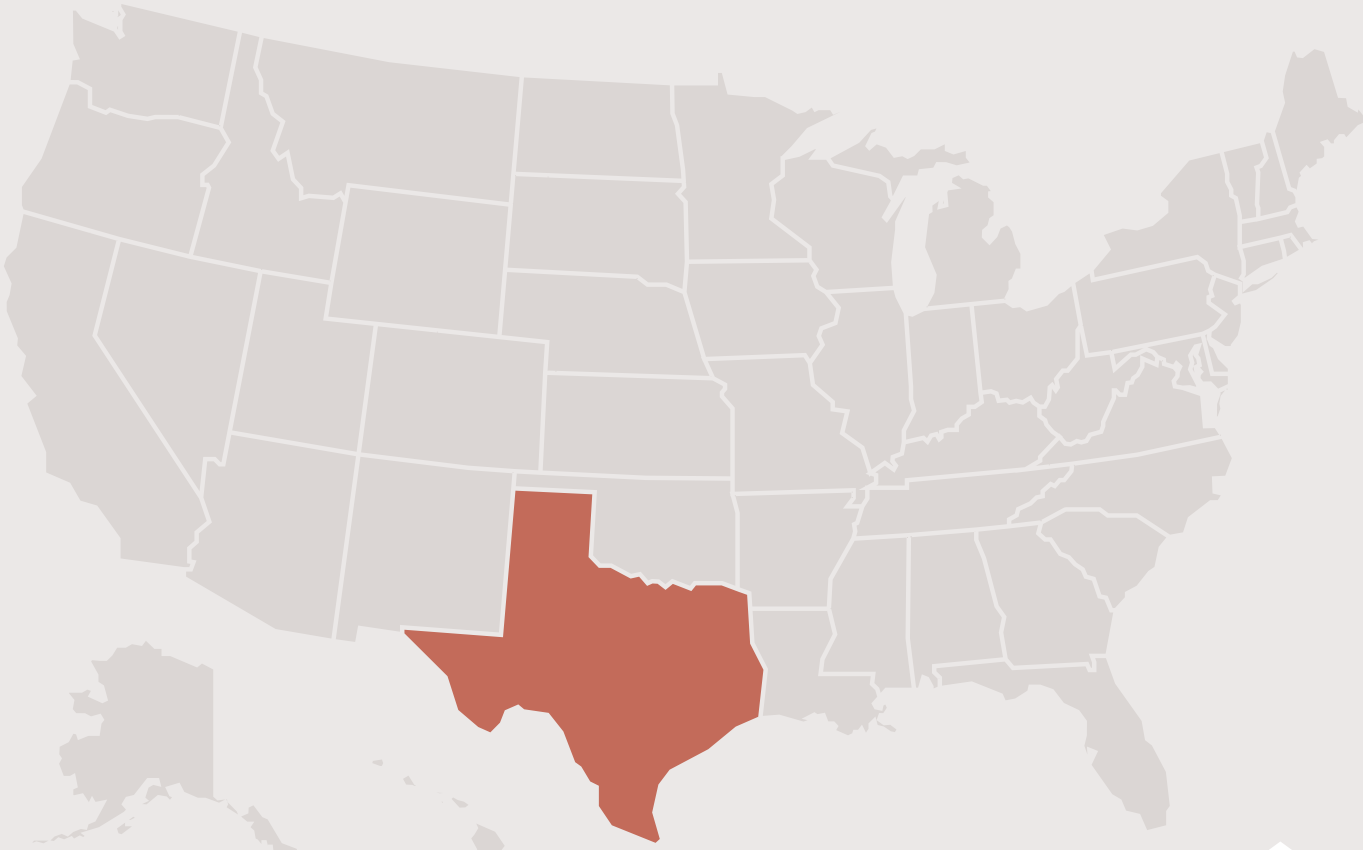
Showing high concern, %

	Percentage	National Average
Being sexually harassed or assaulted by coworkers	25%	24%
Being bullied by coworkers	23%	26%
Being physically assaulted by coworkers	25%	24%
Discrimination by coworkers	39%	33%
Losing my job	36%	38%
Limited maternity/paternity leave	18%	23%
Work overload	37%	37%
Lack of compensation/reward	42%	41%

Relevant question(s): H2. Below are a few examples of workplace issues. Using a scale from 1 to 7 where '1' is not at all concerned and '7' is very concerned, how concerned are you about each of these workplace issues happening to you? Among respondents in Alabama, 100n

State-by-State Reports:

Texas



Digital security is the most concerning safety and security issue in Texas.

Ranked first place as most concerning when asked to rank all six safety issues in order from most concerning (1) to least concerning (6).

Texas

	Violent Crime	Property Crime	Digital Security	Health/Wellness	Environmental	Work-place
High Level of Concern	53%	57%	58%	45%	48%	29%
National Average	56%	59%	59%	40%	46%	34%
Experienced Ever	22%	45%	38%	21%	34%	24%
National Average	22%	38%	39%	18%	32%	23%
Experienced in Past Year	8%	18%	21%	13%	23%	15%
National Average	10%	16%	24%	11%	19%	14%

High concern is determined by the percentage of respondents that rated their level of concern for each safety issue '5' or higher. Lowest concern is determined by the percentage of respondents that rated their level of concern '3' or lower.

Relevant question(s): B4. Using a scale from 1 to 7 where '1' is not at all concerned and '7' is very concerned, how concerned are you about each of the following issues happening to you? / B5. Thinking about your life in your home and in your community, please rank each issue from 1 to 6 with '1' being the issue that is most concerning to you and '6' being the issue that is least concerning to you. / B7. Have you, or has anyone in your household, experienced any of the following safety and/or security issues? Among respondents in Alabama, 100n. / B8. When did you, or anyone in your household, last experience any of the following safety and/or security issues? Among respondents in Alabama who has or someone in household has experienced each safety/security issue, base varies, 13***-43**n.

Violent Crime

Showing high concern, %

	Percentage	National Average
Being sexually assaulted by a stranger	38%	39%
Being sexually assaulted by a friend/family member	25%	23%
Getting murdered by a stranger	49%	46%
Getting murdered by a friend/family member	30%	25%
Being attacked while driving my car	45%	42%
Being physically assaulted by a stranger causing bodily injury	48%	50%
Being physically assaulted by a friend/family member causing bodily injury	30%	26%
Being robbed on the streets	49%	52%
Being the victim of terrorism	40%	39%

Relevant question(s): D2. Below are a few examples of violent crimes. Using a scale from 1 to 7 where '1' is not at all concerned and '7' is very concerned, how concerned are you about each of these violent crimes happening to you?

Property Crime

Showing high concern, %

	Percentage	National Average
Someone lighting my house on fire	39%	35%
My valuables (jewelry, watches, purse, wallet or money) being stolen	56%	53%
My electronics being stolen	53%	49%
My personal documents (e.g., photos or files) being stolen	50%	48%
My house keys being stolen	45%	39%
Someone breaking in when I am not home	70%	63%
Someone breaking in while I am home or sleeping	62%	60%
My motor vehicle being stolen	51%	46%
My motor vehicle being broken into	56%	53%
Someone vandalizing my property	58%	50%

Relevant question(s): C2. Below are a few examples of property crimes. Using a scale from 1 to 7 where '1' is not at all concerned and '7' is very concerned, how concerned are you about each of these property crimes happening to you? Among respondents in Alabama, 100n

Digital Security

Showing high concern, %

	Percentage	National Average
Someone having access to/sharing my sensitive information (e.g., emails, financial information, photos, files, browsing history)	73%	70%
My professional reputation being put at risk through online activity	47%	43%
Being hacked by a stranger	65%	69%
Being a target for identity theft	75%	74%
Losing finances through hacking or an online scam	66%	68%
Being cyberbullied/harassed	34%	35%
Being targeted by malicious strangers online	53%	54%
Talking to a stranger posing as someone else online	40%	42%
Companies accessing and profiting from my personal information	64%	61%
The government having access to my personal information and monitoring me	56%	55%

Relevant question(s): E2. Below are a few examples of digital security issues. Using a scale from 1 to 7 where '1' is not at all concerned and '7' is very concerned, how concerned are you about each of these digital security issues happening to you?

Health and Wellness

Showing high concern, %

	Percentage	National Average
Carbon monoxide poisoning	34%	35%
Choking, suffocation, and strangulation	38%	31%
Falling and causing bodily injury or death	49%	45%
Falling objects causing bodily injury or death	32%	30%
Overdosing on medicine/prescribed drugs	27%	24%
Poisoning from amphetamines, caffeine, or alcohol	24%	24%
Poisoning from household cleaning supplies	22%	26%
Open fires or burns	33%	33%
Drowning	23%	24%
Household toxin inhalation (e.g., asbestos, lead paint, mold, radon)	28%	32%

Relevant question(s): F2. Below are a few examples of health and wellness issues. Using a scale from 1 to 7 where '1' is not at all concerned and '7' is very concerned, how concerned are you about each of these health and wellness issues happening to you? Among respondents in Alabama, 100n

Environmental Safety

Showing high concern, %

	Percentage	National Average
Earthquakes	24%	31%
Mudslides/landslides	18%	22%
Volcanic eruptions	17%	19%
Floods	50%	44%
Tsunamis	21%	21%
Tornados	51%	40%
Forest fires	25%	33%
Poor air quality/air pollution	48%	54%
Surface and ground water quality	52%	52%
Animals/wildlife attacks	28%	28%

Relevant question(s): G2. Below are a few examples of environmental issues. Using a scale from 1 to 7 where '1' is not at all concerned and '7' is very concerned, how concerned are you about each of these environmental issues happening in your community?

Workplace Safety

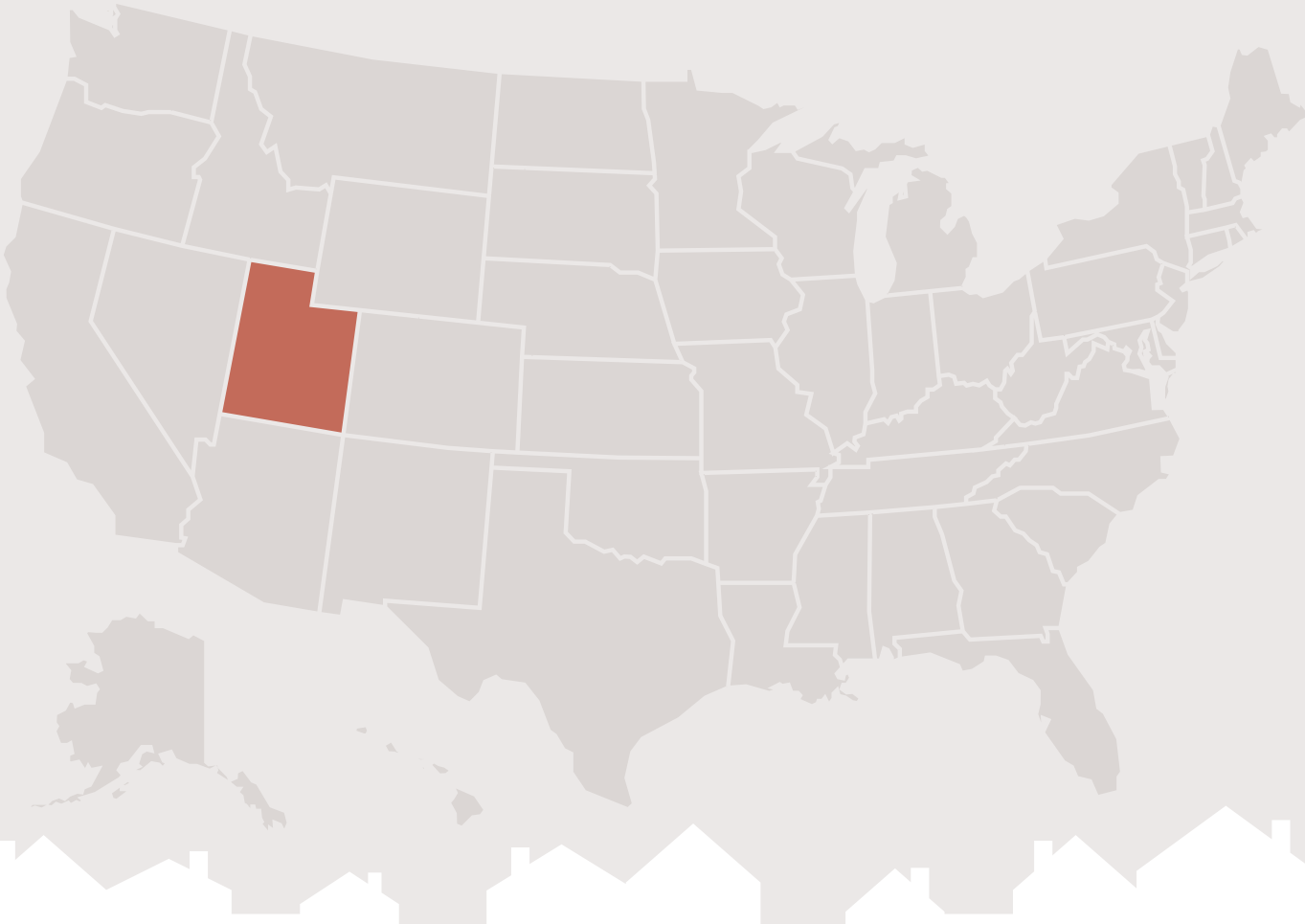
Showing high concern, %

	Percentage	National Average
Being sexually harassed or assaulted by coworkers	20%	24%
Being bullied by coworkers	27%	26%
Being physically assaulted by coworkers	20%	24%
Discrimination by coworkers	28%	33%
Losing my job	38%	38%
Limited maternity/paternity leave	24%	23%
Work overload	35%	37%
Lack of compensation/reward	38%	41%

Relevant question(s): H2. Below are a few examples of workplace issues. Using a scale from 1 to 7 where '1' is not at all concerned and '7' is very concerned, how concerned are you about each of these workplace issues happening to you? Among respondents in Alabama, 100n

State-by-State Reports:

Utah



Digital security is the most concerning safety and security issue in Utah.

Ranked first place as most concerning when asked to rank all six safety issues in order from most concerning (1) to least concerning (6).

Utah

	Violent Crime	Property Crime	Digital Security	Health/Wellness	Environmental	Work-place
High Level of Concern	29%	40%	40%	24%	29%	26%
National Average	56%	59%	59%	40%	46%	34%
Experienced Ever	17%	37%	33%	20%	33%	27%
National Average	22%	38%	39%	18%	32%	23%
Experienced in Past Year	2%	16%	18%	15%	23%	14%
National Average	10%	16%	24%	11%	19%	14%

High concern is determined by the percentage of respondents that rated their level of concern for each safety issue '5' or higher. Lowest concern is determined by the percentage of respondents that rated their level of concern '3' or lower.

Relevant question(s): B4. Using a scale from 1 to 7 where '1' is not at all concerned and '7' is very concerned, how concerned are you about each of the following issues happening to you? / B5. Thinking about your life in your home and in your community, please rank each issue from 1 to 6 with '1' being the issue that is most concerning to you and '6' being the issue that is least concerning to you. / B7. Have you, or has anyone in your household, experienced any of the following safety and/or security issues? Among respondents in Alabama, 100n. / B8. When did you, or anyone in your household, last experience any of the following safety and/or security issues? Among respondents in Alabama who has or someone in household has experienced each safety/security issue, base varies, 13***-43**n.

Violent Crime

Showing high concern, %

	Percentage	National Average
Being sexually assaulted by a stranger	28%	39%
Being sexually assaulted by a friend/family member	11%	23%
Getting murdered by a stranger	27%	46%
Getting murdered by a friend/family member	10%	25%
Being attacked while driving my car	20%	42%
Being physically assaulted by a stranger causing bodily injury	32%	50%
Being physically assaulted by a friend/family member causing bodily injury	16%	26%
Being robbed on the streets	28%	52%
Being the victim of terrorism	26%	39%

Relevant question(s): D2. Below are a few examples of violent crimes. Using a scale from 1 to 7 where '1' is not at all concerned and '7' is very concerned, how concerned are you about each of these violent crimes happening to you?

Property Crime

Showing high concern, %

	Percentage	National Average
Someone lighting my house on fire	22%	35%
My valuables (jewelry, watches, purse, wallet or money) being stolen	34%	53%
My electronics being stolen	36%	49%
My personal documents (e.g., photos or files) being stolen	33%	48%
My house keys being stolen	20%	39%
Someone breaking in when I am not home	51%	63%
Someone breaking in while I am home or sleeping	42%	60%
My motor vehicle being stolen	31%	46%
My motor vehicle being broken into	42%	53%
Someone vandalizing my property	42%	50%

Relevant question(s): C2. Below are a few examples of property crimes. Using a scale from 1 to 7 where '1' is not at all concerned and '7' is very concerned, how concerned are you about each of these property crimes happening to you? Among respondents in Alabama, 100n

Digital Security

Showing high concern, %

	Percentage	National Average
Someone having access to/sharing my sensitive information (e.g., emails, financial information, photos, files, browsing history)	61%	70%
My professional reputation being put at risk through online activity	18%	43%
Being hacked by a stranger	57%	69%
Being a target for identity theft	71%	74%
Losing finances through hacking or an online scam	67%	68%
Being cyberbullied/harassed	20%	35%
Being targeted by malicious strangers online	37%	54%
Talking to a stranger posing as someone else online	34%	42%
Companies accessing and profiting from my personal information	47%	61%
The government having access to my personal information and monitoring me	37%	55%

Relevant question(s): E2. Below are a few examples of digital security issues. Using a scale from 1 to 7 where '1' is not at all concerned and '7' is very concerned, how concerned are you about each of these digital security issues happening to you?

Health and Wellness

Showing high concern, %

	Percentage	National Average
Carbon monoxide poisoning	24%	35%
Choking, suffocation, and strangulation	20%	31%
Falling and causing bodily injury or death	29%	45%
Falling objects causing bodily injury or death	17%	30%
Overdosing on medicine/prescribed drugs	15%	24%
Poisoning from amphetamines, caffeine, or alcohol	12%	24%
Poisoning from household cleaning supplies	14%	26%
Open fires or burns	19%	33%
Drowning	17%	24%
Household toxin inhalation (e.g., asbestos, lead paint, mold, radon)	21%	32%

Relevant question(s): F2. Below are a few examples of health and wellness issues. Using a scale from 1 to 7 where '1' is not at all concerned and '7' is very concerned, how concerned are you about each of these health and wellness issues happening to you? Among respondents in Alabama, 100n

Environmental Safety

Showing high concern, %

	Percentage	National Average
Earthquakes	36%	31%
Mudslides/landslides	20%	22%
Volcanic eruptions	10%	19%
Floods	24%	44%
Tsunamis	10%	21%
Tornados	10%	40%
Forest fires	46%	33%
Poor air quality/air pollution	69%	54%
Surface and ground water quality	32%	52%
Animals/wildlife attacks	17%	28%

Relevant question(s): G2. Below are a few examples of environmental issues. Using a scale from 1 to 7 where '1' is not at all concerned and '7' is very concerned, how concerned are you about each of these environmental issues happening in your community?

Workplace Safety

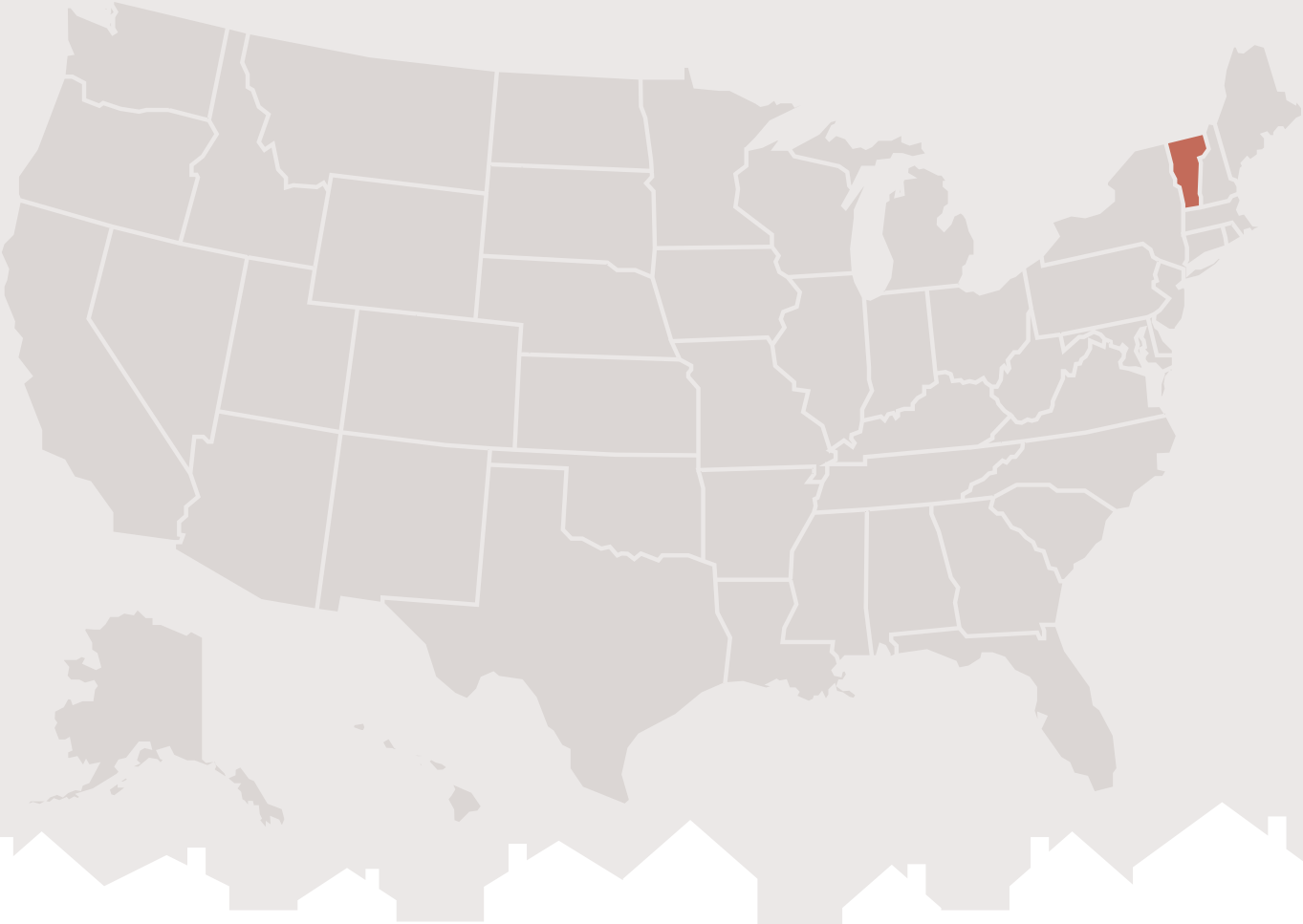
Showing high concern, %

	Percentage	National Average
Being sexually harassed or assaulted by coworkers	13%	24%
Being bullied by coworkers	19%	26%
Being physically assaulted by coworkers	10%	24%
Discrimination by coworkers	20%	33%
Losing my job	30%	38%
Limited maternity/paternity leave	18%	23%
Work overload	36%	37%
Lack of compensation/reward	38%	41%

Relevant question(s): H2. Below are a few examples of workplace issues. Using a scale from 1 to 7 where '1' is not at all concerned and '7' is very concerned, how concerned are you about each of these workplace issues happening to you? Among respondents in Alabama, 100n

State-by-State Reports:

Vermont



Digital security is the most concerning safety and security issue in Vermont.

Ranked first place as most concerning when asked to rank all six safety issues in order from most concerning (1) to least concerning (6).

Vermont

	Violent Crime	Property Crime	Digital Security	Health/Wellness	Environmental	Work-place
High Level of Concern	33%	38%	39%	27%	30%	20%
National Average	56%	59%	59%	40%	46%	34%
Experienced Ever	14%	31%	44%	21%	33%	22%
National Average	22%	38%	39%	18%	32%	23%
Experienced in Past Year	6%	10%	28%	11%	14%	10%
National Average	10%	16%	24%	11%	19%	14%

High concern is determined by the percentage of respondents that rated their level of concern for each safety issue '5' or higher. Lowest concern is determined by the percentage of respondents that rated their level of concern '3' or lower.

Relevant question(s): B4. Using a scale from 1 to 7 where '1' is not at all concerned and '7' is very concerned, how concerned are you about each of the following issues happening to you? / B5. Thinking about your life in your home and in your community, please rank each issue from 1 to 6 with '1' being the issue that is most concerning to you and '6' being the issue that is least concerning to you. / B7. Have you, or has anyone in your household, experienced any of the following safety and/or security issues? Among respondents in Alabama, 100n. / B8. When did you, or anyone in your household, last experience any of the following safety and/or security issues? Among respondents in Alabama who has or someone in household has experienced each safety/security issue, base varies, 13***-43**n.

Violent Crime

Showing high concern, %

	Percentage	National Average
Being sexually assaulted by a stranger	23%	39%
Being sexually assaulted by a friend/family member	8%	23%
Getting murdered by a stranger	24%	46%
Getting murdered by a friend/family member	9%	25%
Being attacked while driving my car	30%	42%
Being physically assaulted by a stranger causing bodily injury	29%	50%
Being physically assaulted by a friend/family member causing bodily injury	10%	26%
Being robbed on the streets	37%	52%
Being the victim of terrorism	22%	39%

Relevant question(s): D2. Below are a few examples of violent crimes. Using a scale from 1 to 7 where '1' is not at all concerned and '7' is very concerned, how concerned are you about each of these violent crimes happening to you?

Property Crime

Showing high concern, %

	Percentage	National Average
Someone lighting my house on fire	24%	35%
My valuables (jewelry, watches, purse, wallet or money) being stolen	33%	53%
My electronics being stolen	42%	49%
My personal documents (e.g., photos or files) being stolen	32%	48%
My house keys being stolen	26%	39%
Someone breaking in when I am not home	54%	63%
Someone breaking in while I am home or sleeping	50%	60%
My motor vehicle being stolen	28%	46%
My motor vehicle being broken into	44%	53%
Someone vandalizing my property	41%	50%

Relevant question(s): C2. Below are a few examples of property crimes. Using a scale from 1 to 7 where '1' is not at all concerned and '7' is very concerned, how concerned are you about each of these property crimes happening to you? Among respondents in Alabama, 100n

Digital Security

Showing high concern, %

	Percentage	National Average
Someone having access to/sharing my sensitive information (e.g., emails, financial information, photos, files, browsing history)	63%	70%
My professional reputation being put at risk through online activity	26%	43%
Being hacked by a stranger	63%	69%
Being a target for identity theft	64%	74%
Losing finances through hacking or an online scam	57%	68%
Being cyberbullied/harassed	18%	35%
Being targeted by malicious strangers online	42%	54%
Talking to a stranger posing as someone else online	27%	42%
Companies accessing and profiting from my personal information	56%	61%
The government having access to my personal information and monitoring me	46%	55%

Relevant question(s): E2. Below are a few examples of digital security issues. Using a scale from 1 to 7 where '1' is not at all concerned and '7' is very concerned, how concerned are you about each of these digital security issues happening to you?

Health and Wellness

Showing high concern, %

	Percentage	National Average
Carbon monoxide poisoning	25%	35%
Choking, suffocation, and strangulation	19%	31%
Falling and causing bodily injury or death	33%	45%
Falling objects causing bodily injury or death	17%	30%
Overdosing on medicine/prescribed drugs	8%	24%
Poisoning from amphetamines, caffeine, or alcohol	10%	24%
Poisoning from household cleaning supplies	14%	26%
Open fires or burns	21%	33%
Drowning	14%	24%
Household toxin inhalation (e.g., asbestos, lead paint, mold, radon)	15%	32%

Relevant question(s): F2. Below are a few examples of health and wellness issues. Using a scale from 1 to 7 where '1' is not at all concerned and '7' is very concerned, how concerned are you about each of these health and wellness issues happening to you? Among respondents in Alabama, 100n

Environmental Safety

Showing high concern, %

	Percentage	National Average
Earthquakes	10%	31%
Mudslides/landslides	13%	22%
Volcanic eruptions	6%	19%
Floods	37%	44%
Tsunamis	7%	21%
Tornados	11%	40%
Forest fires	20%	33%
Poor air quality/air pollution	31%	54%
Surface and ground water quality	50%	52%
Animals/wildlife attacks	16%	28%

Relevant question(s): G2. Below are a few examples of environmental issues. Using a scale from 1 to 7 where '1' is not at all concerned and '7' is very concerned, how concerned are you about each of these environmental issues happening in your community?

Workplace Safety

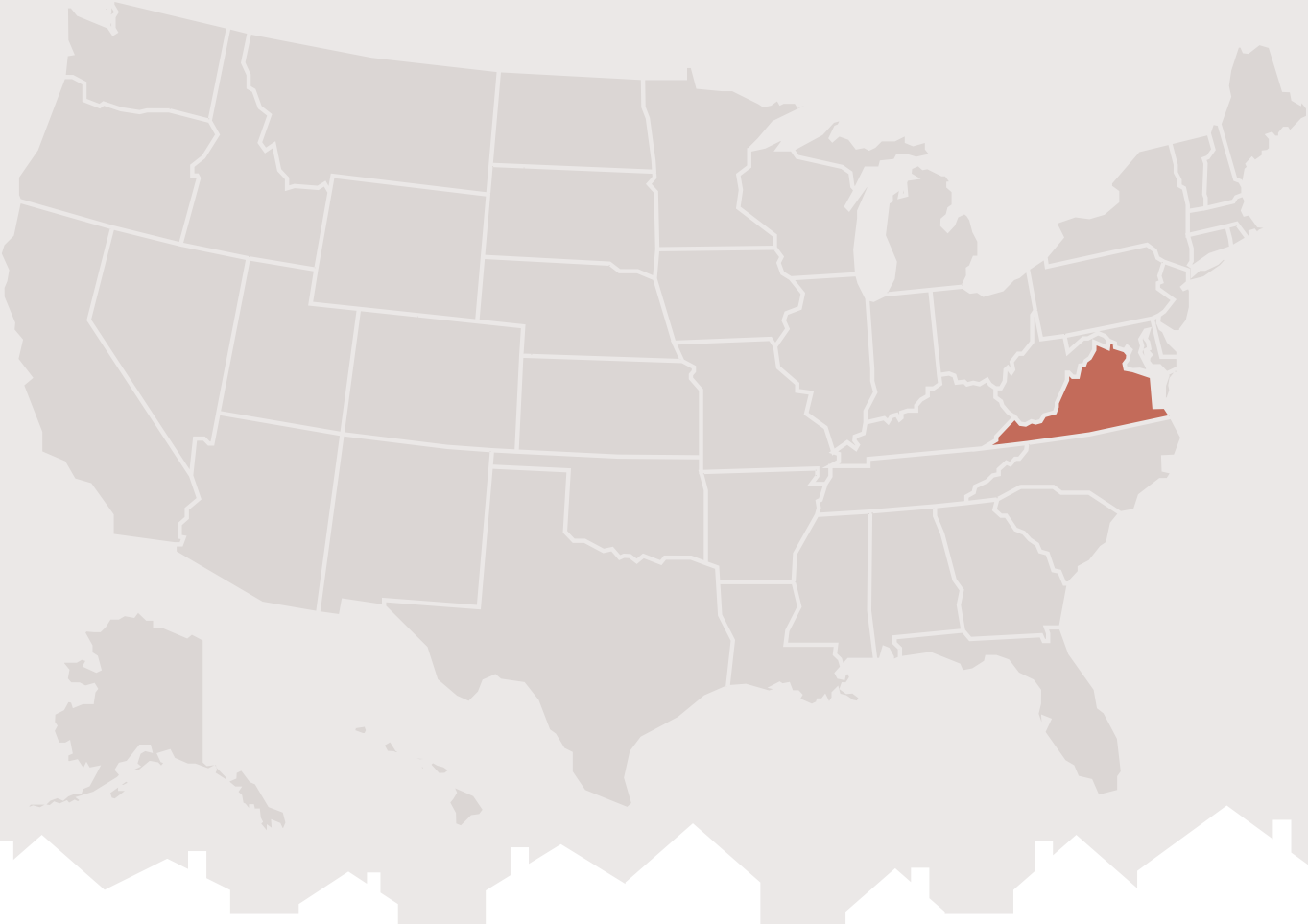
Showing high concern, %

	Percentage	National Average
Being sexually harassed or assaulted by coworkers	8%	24%
Being bullied by coworkers	12%	26%
Being physically assaulted by coworkers	8%	24%
Discrimination by coworkers	14%	33%
Losing my job	20%	38%
Limited maternity/paternity leave	19%	23%
Work overload	28%	37%
Lack of compensation/reward	35%	41%

Relevant question(s): H2. Below are a few examples of workplace issues. Using a scale from 1 to 7 where '1' is not at all concerned and '7' is very concerned, how concerned are you about each of these workplace issues happening to you? Among respondents in Alabama, 100n

State-by-State Reports:

Virginia



Violent crime is the most concerning safety and security issue in Virginia.

Ranked first place as most concerning when asked to rank all six safety issues in order from most concerning (1) to least concerning (6).

Virginia

	Violent Crime	Property Crime	Digital Security	Health/Wellness	Environmental	Work-place
High Level of Concern	57%	63%	63%	46%	50%	34%
National Average	56%	59%	59%	40%	46%	34%
Experienced Ever	13%	30%	42%	19%	37%	20%
National Average	22%	38%	39%	18%	32%	23%
Experienced in Past Year	8%	15%	20%	13%	16%	8%
National Average	10%	16%	24%	11%	19%	14%

High concern is determined by the percentage of respondents that rated their level of concern for each safety issue '5' or higher. Lowest concern is determined by the percentage of respondents that rated their level of concern '3' or lower.

Relevant question(s): B4. Using a scale from 1 to 7 where '1' is not at all concerned and '7' is very concerned, how concerned are you about each of the following issues happening to you? / B5. Thinking about your life in your home and in your community, please rank each issue from 1 to 6 with '1' being the issue that is most concerning to you and '6' being the issue that is least concerning to you. / B7. Have you, or has anyone in your household, experienced any of the following safety and/or security issues? Among respondents in Alabama, 100n. / B8. When did you, or anyone in your household, last experience any of the following safety and/or security issues? Among respondents in Alabama who has or someone in household has experienced each safety/security issue, base varies, 13***-43**n.

Violent Crime

Showing high concern, %

	Percentage	National Average
Being sexually assaulted by a stranger	37%	39%
Being sexually assaulted by a friend/family member	27%	23%
Getting murdered by a stranger	43%	46%
Getting murdered by a friend/family member	29%	25%
Being attacked while driving my car	40%	42%
Being physically assaulted by a stranger causing bodily injury	50%	50%
Being physically assaulted by a friend/family member causing bodily injury	31%	26%
Being robbed on the streets	51%	52%
Being the victim of terrorism	40%	39%

Relevant question(s): D2. Below are a few examples of violent crimes. Using a scale from 1 to 7 where '1' is not at all concerned and '7' is very concerned, how concerned are you about each of these violent crimes happening to you?

Property Crime

Showing high concern, %

	Percentage	National Average
Someone lighting my house on fire	39%	35%
My valuables (jewelry, watches, purse, wallet or money) being stolen	56%	53%
My electronics being stolen	46%	49%
My personal documents (e.g., photos or files) being stolen	50%	48%
My house keys being stolen	39%	39%
Someone breaking in when I am not home	62%	63%
Someone breaking in while I am home or sleeping	59%	60%
My motor vehicle being stolen	45%	46%
My motor vehicle being broken into	52%	53%
Someone vandalizing my property	52%	50%

Relevant question(s): C2. Below are a few examples of property crimes. Using a scale from 1 to 7 where '1' is not at all concerned and '7' is very concerned, how concerned are you about each of these property crimes happening to you? Among respondents in Alabama, 100n

Digital Security

Showing high concern, %

	Percentage	National Average
Someone having access to/sharing my sensitive information (e.g., emails, financial information, photos, files, browsing history)	72%	70%
My professional reputation being put at risk through online activity	49%	43%
Being hacked by a stranger	64%	69%
Being a target for identity theft	74%	74%
Losing finances through hacking or an online scam	64%	68%
Being cyberbullied/harassed	29%	35%
Being targeted by malicious strangers online	51%	54%
Talking to a stranger posing as someone else online	40%	42%
Companies accessing and profiting from my personal information	52%	61%
The government having access to my personal information and monitoring me	50%	55%

Relevant question(s): E2. Below are a few examples of digital security issues. Using a scale from 1 to 7 where '1' is not at all concerned and '7' is very concerned, how concerned are you about each of these digital security issues happening to you?

Health and Wellness

Showing high concern, %

	Percentage	National Average
Carbon monoxide poisoning	31%	35%
Choking, suffocation, and strangulation	28%	31%
Falling and causing bodily injury or death	42%	45%
Falling objects causing bodily injury or death	34%	30%
Overdosing on medicine/prescribed drugs	21%	24%
Poisoning from amphetamines, caffeine, or alcohol	26%	24%
Poisoning from household cleaning supplies	26%	26%
Open fires or burns	29%	33%
Drowning	20%	24%
Household toxin inhalation (e.g., asbestos, lead paint, mold, radon)	33%	32%

Relevant question(s): F2. Below are a few examples of health and wellness issues. Using a scale from 1 to 7 where '1' is not at all concerned and '7' is very concerned, how concerned are you about each of these health and wellness issues happening to you? Among respondents in Alabama, 100n

Environmental Safety

Showing high concern, %

	Percentage	National Average
Earthquakes	30%	31%
Mudslides/landslides	23%	22%
Volcanic eruptions	17%	19%
Floods	52%	44%
Tsunamis	24%	21%
Tornados	44%	40%
Forest fires	27%	33%
Poor air quality/air pollution	51%	54%
Surface and ground water quality	54%	52%
Animals/wildlife attacks	30%	28%

Relevant question(s): G2. Below are a few examples of environmental issues. Using a scale from 1 to 7 where '1' is not at all concerned and '7' is very concerned, how concerned are you about each of these environmental issues happening in your community?

Workplace Safety

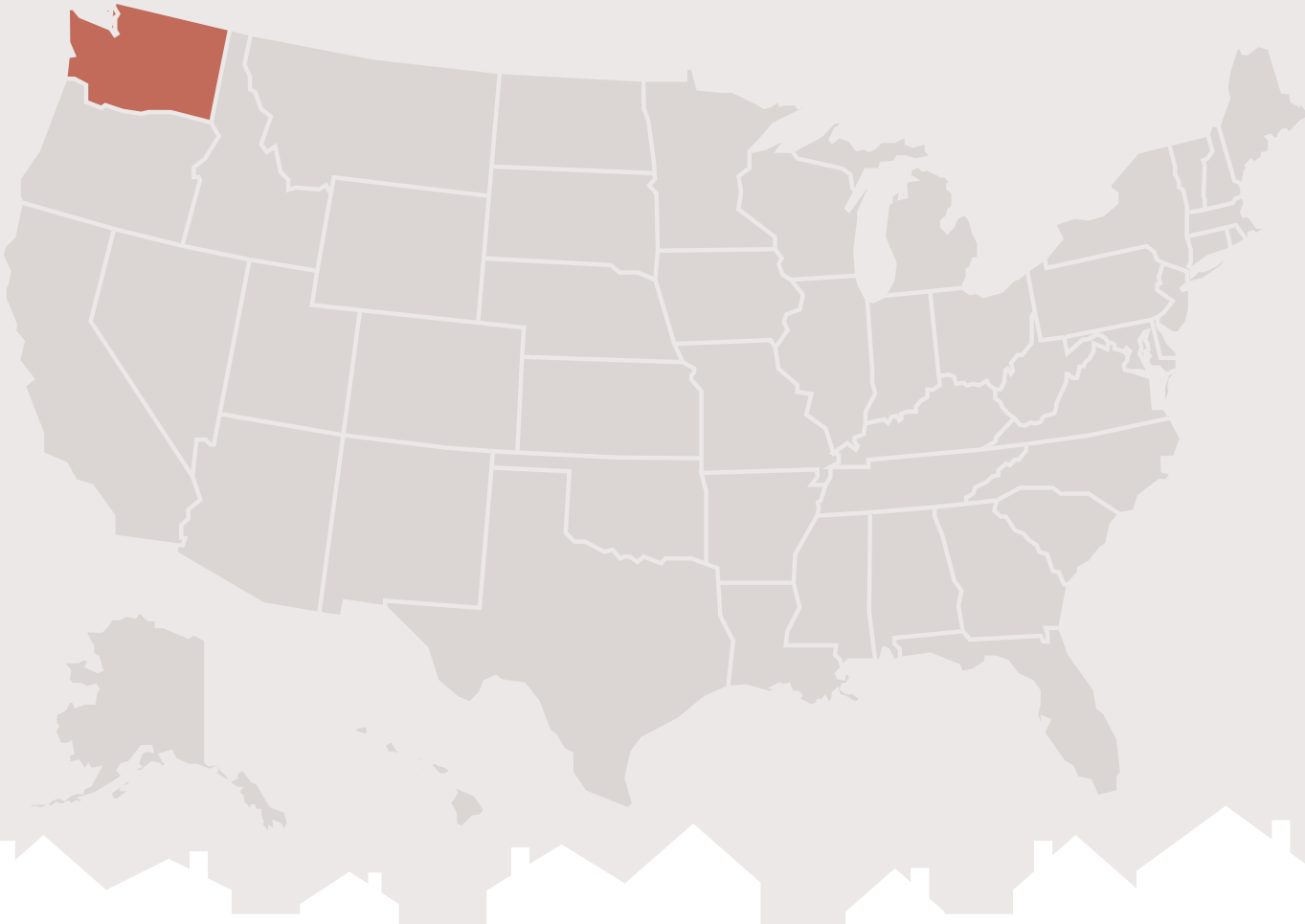
Showing high concern, %

	Percentage	National Average
Being sexually harassed or assaulted by coworkers	28%	24%
Being bullied by coworkers	29%	26%
Being physically assaulted by coworkers	28%	24%
Discrimination by coworkers	36%	33%
Losing my job	41%	38%
Limited maternity/paternity leave	25%	23%
Work overload	39%	37%
Lack of compensation/reward	45%	41%

Relevant question(s): H2. Below are a few examples of workplace issues. Using a scale from 1 to 7 where '1' is not at all concerned and '7' is very concerned, how concerned are you about each of these workplace issues happening to you? Among respondents in Alabama, 100n

State-by-State Reports:

Washington



Property crime is the most concerning safety and security issue in Washington.

Ranked first place as most concerning when asked to rank all six safety issues in order from most concerning (1) to least concerning (6).

Washington

Washington

	Violent Crime	Property Crime	Digital Security	Health/Wellness	Environmental	Work-place
High Level of Concern	58%	63%	61%	38%	46%	35%
National Average	56%	59%	59%	40%	46%	34%
Experienced Ever	23%	48%	46%	18%	32%	23%
National Average	22%	38%	39%	18%	32%	23%
Experienced in Past Year	7%	17%	26%	11%	23%	12%
National Average	10%	16%	24%	11%	19%	14%

High concern is determined by the percentage of respondents that rated their level of concern for each safety issue '5' or higher. Lowest concern is determined by the percentage of respondents that rated their level of concern '3' or lower.

Relevant question(s): B4. Using a scale from 1 to 7 where '1' is not at all concerned and '7' is very concerned, how concerned are you about each of the following issues happening to you? / B5. Thinking about your life in your home and in your community, please rank each issue from 1 to 6 with '1' being the issue that is most concerning to you and '6' being the issue that is least concerning to you. / B7. Have you, or has anyone in your household, experienced any of the following safety and/or security issues? Among respondents in Alabama, 100n. / B8. When did you, or anyone in your household, last experience any of the following safety and/or security issues? Among respondents in Alabama who has or someone in household has experienced each safety/security issue, base varies, 13***-43**n.

Violent Crime

Showing high concern, %

	Percentage	National Average
Being sexually assaulted by a stranger	37%	39%
Being sexually assaulted by a friend/family member	28%	23%
Getting murdered by a stranger	43%	46%
Getting murdered by a friend/family member	21%	25%
Being attacked while driving my car	43%	42%
Being physically assaulted by a stranger causing bodily injury	48%	50%
Being physically assaulted by a friend/family member causing bodily injury	26%	26%
Being robbed on the streets	49%	52%
Being the victim of terrorism	35%	39%

Relevant question(s): D2. Below are a few examples of violent crimes. Using a scale from 1 to 7 where '1' is not at all concerned and '7' is very concerned, how concerned are you about each of these violent crimes happening to you?

Property Crime

Showing high concern, %

	Percentage	National Average
Someone lighting my house on fire	37%	35%
My valuables (jewelry, watches, purse, wallet or money) being stolen	56%	53%
My electronics being stolen	63%	49%
My personal documents (e.g., photos or files) being stolen	54%	48%
My house keys being stolen	41%	39%
Someone breaking in when I am not home	70%	63%
Someone breaking in while I am home or sleeping	66%	60%
My motor vehicle being stolen	49%	46%
My motor vehicle being broken into	56%	53%
Someone vandalizing my property	48%	50%

Relevant question(s): C2. Below are a few examples of property crimes. Using a scale from 1 to 7 where '1' is not at all concerned and '7' is very concerned, how concerned are you about each of these property crimes happening to you? Among respondents in Alabama, 100n

Digital Security

Showing high concern, %

	Percentage	National Average
Someone having access to/sharing my sensitive information (e.g., emails, financial information, photos, files, browsing history)	72%	70%
My professional reputation being put at risk through online activity	42%	43%
Being hacked by a stranger	63%	69%
Being a target for identity theft	70%	74%
Losing finances through hacking or an online scam	68%	68%
Being cyberbullied/harassed	25%	35%
Being targeted by malicious strangers online	49%	54%
Talking to a stranger posing as someone else online	38%	42%
Companies accessing and profiting from my personal information	67%	61%
The government having access to my personal information and monitoring me	57%	55%

Relevant question(s): E2. Below are a few examples of digital security issues. Using a scale from 1 to 7 where '1' is not at all concerned and '7' is very concerned, how concerned are you about each of these digital security issues happening to you?

Health and Wellness

Showing high concern, %

	Percentage	National Average
Carbon monoxide poisoning	34%	35%
Choking, suffocation, and strangulation	27%	31%
Falling and causing bodily injury or death	44%	45%
Falling objects causing bodily injury or death	31%	30%
Overdosing on medicine/prescribed drugs	28%	24%
Poisoning from amphetamines, caffeine, or alcohol	24%	24%
Poisoning from household cleaning supplies	25%	26%
Open fires or burns	35%	33%
Drowning	25%	24%
Household toxin inhalation (e.g., asbestos, lead paint, mold, radon)	30%	32%

Relevant question(s): F2. Below are a few examples of health and wellness issues. Using a scale from 1 to 7 where '1' is not at all concerned and '7' is very concerned, how concerned are you about each of these health and wellness issues happening to you? Among respondents in Alabama, 100n

Environmental Safety

Showing high concern, %

	Percentage	National Average
Earthquakes	58%	31%
Mudslides/landslides	32%	22%
Volcanic eruptions	36%	19%
Floods	37%	44%
Tsunamis	30%	21%
Tornados	24%	40%
Forest fires	59%	33%
Poor air quality/air pollution	67%	54%
Surface and ground water quality	49%	52%
Animals/wildlife attacks	30%	28%

Relevant question(s): G2. Below are a few examples of environmental issues. Using a scale from 1 to 7 where '1' is not at all concerned and '7' is very concerned, how concerned are you about each of these environmental issues happening in your community?

Workplace Safety

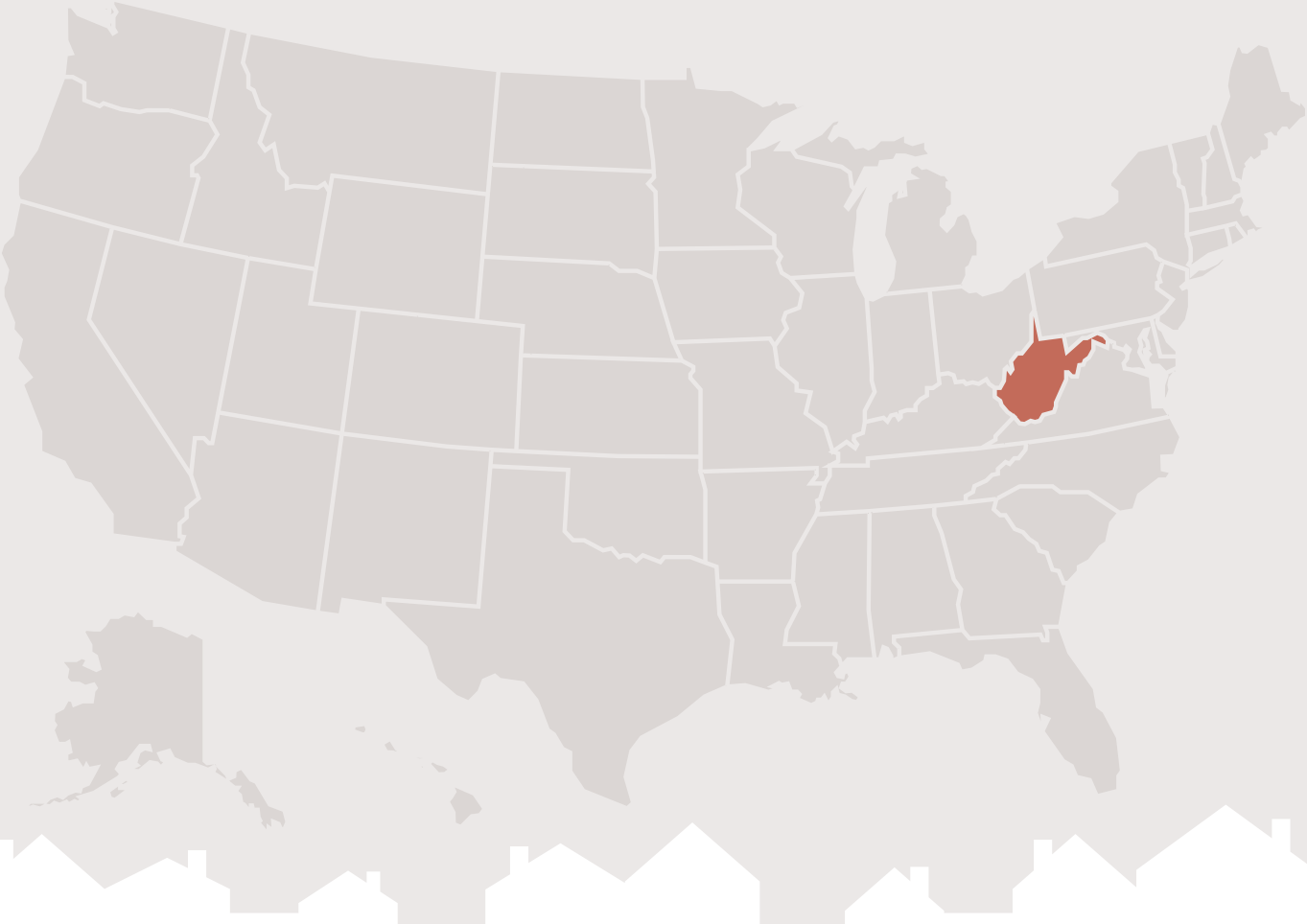
Showing high concern, %

	Percentage	National Average
Being sexually harassed or assaulted by coworkers	25%	24%
Being bullied by coworkers	23%	26%
Being physically assaulted by coworkers	23%	24%
Discrimination by coworkers	31%	33%
Losing my job	39%	38%
Limited maternity/paternity leave	20%	23%
Work overload	35%	37%
Lack of compensation/reward	40%	41%

Relevant question(s): H2. Below are a few examples of workplace issues. Using a scale from 1 to 7 where '1' is not at all concerned and '7' is very concerned, how concerned are you about each of these workplace issues happening to you? Among respondents in Alabama, 100n

State-by-State Reports:

West Virginia



Property crime is the most concerning safety and security issue in West Virginia.

Ranked first place as most concerning when asked to rank all six safety issues in order from most concerning (1) to least concerning (6).

West Virginia

West Virginia

	Violent Crime	Property Crime	Digital Security	Health/Wellness	Environmental	Work-place
High Level of Concern	52%	62%	57%	40%	39%	27%
National Average	56%	59%	59%	40%	46%	34%
Experienced Ever	16%	39%	38%	13%	36%	20%
National Average	22%	38%	39%	18%	32%	23%
Experienced in Past Year	2%	15%	16%	5%	12%	10%
National Average	10%	16%	24%	11%	19%	14%

High concern is determined by the percentage of respondents that rated their level of concern for each safety issue '5' or higher. Lowest concern is determined by the percentage of respondents that rated their level of concern '3' or lower.

Relevant question(s): B4. Using a scale from 1 to 7 where '1' is not at all concerned and '7' is very concerned, how concerned are you about each of the following issues happening to you? / B5. Thinking about your life in your home and in your community, please rank each issue from 1 to 6 with '1' being the issue that is most concerning to you and '6' being the issue that is least concerning to you. / B7. Have you, or has anyone in your household, experienced any of the following safety and/or security issues? Among respondents in Alabama, 100n. / B8. When did you, or anyone in your household, last experience any of the following safety and/or security issues? Among respondents in Alabama who has or someone in household has experienced each safety/security issue, base varies, 13***-43**n.

Violent Crime

Showing high concern, %

	Percentage	National Average
Being sexually assaulted by a stranger	39%	39%
Being sexually assaulted by a friend/family member	15%	23%
Getting murdered by a stranger	46%	46%
Getting murdered by a friend/family member	22%	25%
Being attacked while driving my car	31%	42%
Being physically assaulted by a stranger causing bodily injury	46%	50%
Being physically assaulted by a friend/family member causing bodily injury	22%	26%
Being robbed on the streets	49%	52%
Being the victim of terrorism	33%	39%

Relevant question(s): D2. Below are a few examples of violent crimes. Using a scale from 1 to 7 where '1' is not at all concerned and '7' is very concerned, how concerned are you about each of these violent crimes happening to you?

Property Crime

Showing high concern, %

	Percentage	National Average
Someone lighting my house on fire	32%	35%
My valuables (jewelry, watches, purse, wallet or money) being stolen	51%	53%
My electronics being stolen	46%	49%
My personal documents (e.g., photos or files) being stolen	50%	48%
My house keys being stolen	32%	39%
Someone breaking in when I am not home	59%	63%
Someone breaking in while I am home or sleeping	60%	60%
My motor vehicle being stolen	39%	46%
My motor vehicle being broken into	46%	53%
Someone vandalizing my property	47%	50%

Relevant question(s): C2. Below are a few examples of property crimes. Using a scale from 1 to 7 where '1' is not at all concerned and '7' is very concerned, how concerned are you about each of these property crimes happening to you? Among respondents in Alabama, 100n

Digital Security

Showing high concern, %

	Percentage	National Average
Someone having access to/sharing my sensitive information (e.g., emails, financial information, photos, files, browsing history)	66%	70%
My professional reputation being put at risk through online activity	35%	43%
Being hacked by a stranger	63%	69%
Being a target for identity theft	63%	74%
Losing finances through hacking or an online scam	59%	68%
Being cyberbullied/harassed	24%	35%
Being targeted by malicious strangers online	48%	54%
Talking to a stranger posing as someone else online	38%	42%
Companies accessing and profiting from my personal information	66%	61%
The government having access to my personal information and monitoring me	51%	55%

Relevant question(s): E2. Below are a few examples of digital security issues. Using a scale from 1 to 7 where '1' is not at all concerned and '7' is very concerned, how concerned are you about each of these digital security issues happening to you?

Health and Wellness

Showing high concern, %

	Percentage	National Average
Carbon monoxide poisoning	29%	35%
Choking, suffocation, and strangulation	30%	31%
Falling and causing bodily injury or death	49%	45%
Falling objects causing bodily injury or death	25%	30%
Overdosing on medicine/prescribed drugs	16%	24%
Poisoning from amphetamines, caffeine, or alcohol	13%	24%
Poisoning from household cleaning supplies	21%	26%
Open fires or burns	30%	33%
Drowning	16%	24%
Household toxin inhalation (e.g., asbestos, lead paint, mold, radon)	24%	32%

Relevant question(s): F2. Below are a few examples of health and wellness issues. Using a scale from 1 to 7 where '1' is not at all concerned and '7' is very concerned, how concerned are you about each of these health and wellness issues happening to you? Among respondents in Alabama, 100n

Environmental Safety

Showing high concern, %

	Percentage	National Average
Earthquakes	15%	31%
Mudslides/landslides	31%	22%
Volcanic eruptions	9%	19%
Floods	46%	44%
Tsunamis	9%	21%
Tornados	26%	40%
Forest fires	29%	33%
Poor air quality/air pollution	40%	54%
Surface and ground water quality	47%	52%
Animals/wildlife attacks	21%	28%

Relevant question(s): G2. Below are a few examples of environmental issues. Using a scale from 1 to 7 where '1' is not at all concerned and '7' is very concerned, how concerned are you about each of these environmental issues happening in your community?

Workplace Safety

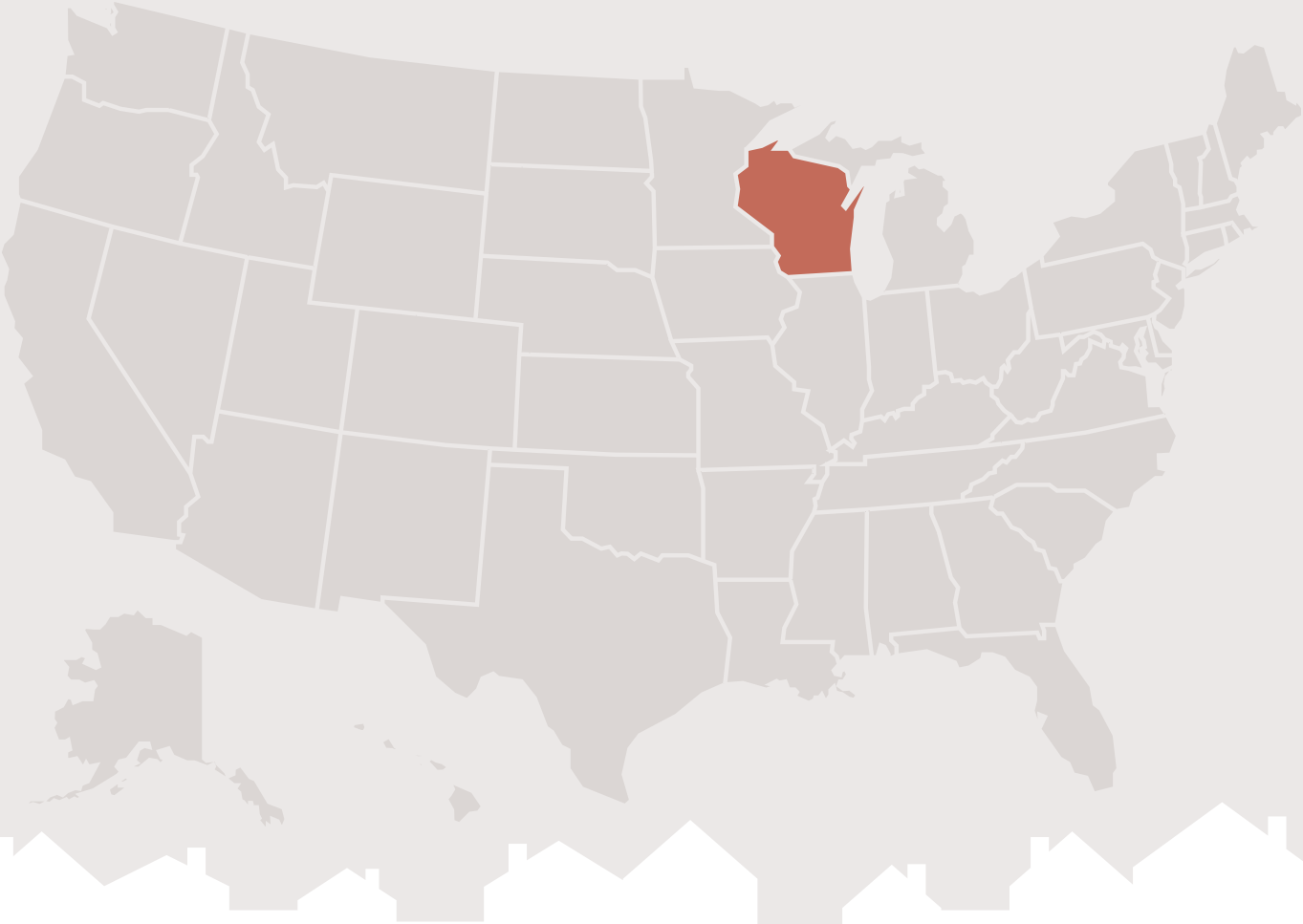
Showing high concern, %

	Percentage	National Average
Being sexually harassed or assaulted by coworkers	16%	24%
Being bullied by coworkers	18%	26%
Being physically assaulted by coworkers	16%	24%
Discrimination by coworkers	21%	33%
Losing my job	35%	38%
Limited maternity/paternity leave	14%	23%
Work overload	31%	37%
Lack of compensation/reward	35%	41%

Relevant question(s): H2. Below are a few examples of workplace issues. Using a scale from 1 to 7 where '1' is not at all concerned and '7' is very concerned, how concerned are you about each of these workplace issues happening to you? Among respondents in Alabama, 100n

State-by-State Reports:

Wisconsin



Digital security is the most concerning safety and security issue in Wisconsin.

Ranked first place as most concerning when asked to rank all six safety issues in order from most concerning (1) to least concerning (6).

Wisconsin

	Violent Crime	Property Crime	Digital Security	Health/Wellness	Environmental	Work-place
High Level of Concern	45%	41%	52%	27%	34%	17%
National Average	56%	59%	59%	40%	46%	34%
Experienced Ever	18%	27%	38%	13%	24%	28%
National Average	22%	38%	39%	18%	32%	23%
Experienced in Past Year	8%	12%	18%	10%	13%	17%
National Average	10%	16%	24%	11%	19%	14%

High concern is determined by the percentage of respondents that rated their level of concern for each safety issue '5' or higher. Lowest concern is determined by the percentage of respondents that rated their level of concern '3' or lower.

Relevant question(s): B4. Using a scale from 1 to 7 where '1' is not at all concerned and '7' is very concerned, how concerned are you about each of the following issues happening to you? / B5. Thinking about your life in your home and in your community, please rank each issue from 1 to 6 with '1' being the issue that is most concerning to you and '6' being the issue that is least concerning to you. / B7. Have you, or has anyone in your household, experienced any of the following safety and/or security issues? Among respondents in Alabama, 100n. / B8. When did you, or anyone in your household, last experience any of the following safety and/or security issues? Among respondents in Alabama who has or someone in household has experienced each safety/security issue, base varies, 13***-43**n.

Violent Crime

Showing high concern, %

	Percentage	National Average
Being sexually assaulted by a stranger	26%	39%
Being sexually assaulted by a friend/family member	11%	23%
Getting murdered by a stranger	30%	46%
Getting murdered by a friend/family member	14%	25%
Being attacked while driving my car	29%	42%
Being physically assaulted by a stranger causing bodily injury	31%	50%
Being physically assaulted by a friend/family member causing bodily injury	15%	26%
Being robbed on the streets	40%	52%
Being the victim of terrorism	20%	39%

Relevant question(s): D2. Below are a few examples of violent crimes. Using a scale from 1 to 7 where '1' is not at all concerned and '7' is very concerned, how concerned are you about each of these violent crimes happening to you?

Property Crime

Showing high concern, %

	Percentage	National Average
Someone lighting my house on fire	23%	35%
My valuables (jewelry, watches, purse, wallet or money) being stolen	42%	53%
My electronics being stolen	41%	49%
My personal documents (e.g., photos or files) being stolen	38%	48%
My house keys being stolen	24%	39%
Someone breaking in when I am not home	48%	63%
Someone breaking in while I am home or sleeping	43%	60%
My motor vehicle being stolen	36%	46%
My motor vehicle being broken into	41%	53%
Someone vandalizing my property	35%	50%

Relevant question(s): C2. Below are a few examples of property crimes. Using a scale from 1 to 7 where '1' is not at all concerned and '7' is very concerned, how concerned are you about each of these property crimes happening to you? Among respondents in Alabama, 100n

Digital Security

Showing high concern, %

	Percentage	National Average
Someone having access to/sharing my sensitive information (e.g., emails, financial information, photos, files, browsing history)	64%	70%
My professional reputation being put at risk through online activity	30%	43%
Being hacked by a stranger	61%	69%
Being a target for identity theft	72%	74%
Losing finances through hacking or an online scam	65%	68%
Being cyberbullied/harassed	29%	35%
Being targeted by malicious strangers online	44%	54%
Talking to a stranger posing as someone else online	29%	42%
Companies accessing and profiting from my personal information	49%	61%
The government having access to my personal information and monitoring me	43%	55%

Relevant question(s): E2. Below are a few examples of digital security issues. Using a scale from 1 to 7 where '1' is not at all concerned and '7' is very concerned, how concerned are you about each of these digital security issues happening to you?

Health and Wellness

Showing high concern, %

	Percentage	National Average
Carbon monoxide poisoning	19%	35%
Choking, suffocation, and strangulation	27%	31%
Falling and causing bodily injury or death	30%	45%
Falling objects causing bodily injury or death	16%	30%
Overdosing on medicine/prescribed drugs	16%	24%
Poisoning from amphetamines, caffeine, or alcohol	20%	24%
Poisoning from household cleaning supplies	16%	26%
Open fires or burns	21%	33%
Drowning	15%	24%
Household toxin inhalation (e.g., asbestos, lead paint, mold, radon)	21%	32%

Relevant question(s): F2. Below are a few examples of health and wellness issues. Using a scale from 1 to 7 where '1' is not at all concerned and '7' is very concerned, how concerned are you about each of these health and wellness issues happening to you? Among respondents in Alabama, 100n

Environmental Safety

Showing high concern, %

	Percentage	National Average
Earthquakes	15%	31%
Mudslides/landslides	15%	22%
Volcanic eruptions	10%	19%
Floods	32%	44%
Tsunamis	12%	21%
Tornados	35%	40%
Forest fires	21%	33%
Poor air quality/air pollution	45%	54%
Surface and ground water quality	51%	52%
Animals/wildlife attacks	17%	28%

Relevant question(s): G2. Below are a few examples of environmental issues. Using a scale from 1 to 7 where '1' is not at all concerned and '7' is very concerned, how concerned are you about each of these environmental issues happening in your community?

Workplace Safety

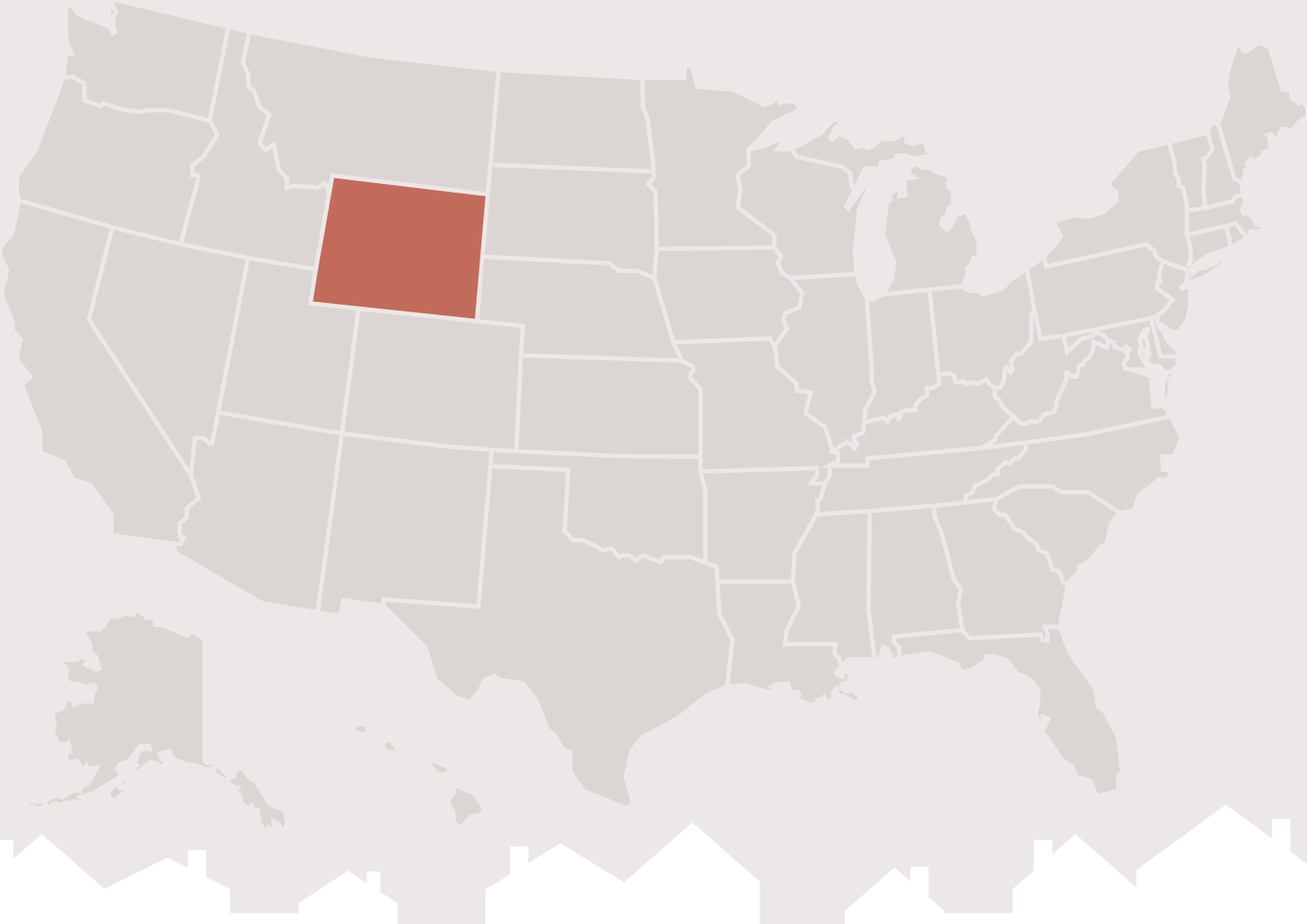
Showing high concern, %

	Percentage	National Average
Being sexually harassed or assaulted by coworkers	19%	24%
Being bullied by coworkers	20%	26%
Being physically assaulted by coworkers	15%	24%
Discrimination by coworkers	23%	33%
Losing my job	27%	38%
Limited maternity/paternity leave	14%	23%
Work overload	34%	37%
Lack of compensation/reward	33%	41%

Relevant question(s): H2. Below are a few examples of workplace issues. Using a scale from 1 to 7 where '1' is not at all concerned and '7' is very concerned, how concerned are you about each of these workplace issues happening to you? Among respondents in Alabama, 100n

State-by-State Reports:

Wyoming



Property crime is the most concerning safety and security issue in Wyoming.

Ranked first place as most concerning when asked to rank all six safety issues in order from most concerning (1) to least concerning (6).

Wyoming

	Violent Crime	Property Crime	Digital Security	Health/Wellness	Environmental	Work-place
High Level of Concern	36%	40%	50%	26%	38%	23%
National Average	56%	59%	59%	40%	46%	34%
Experienced Ever	9%	29%	43%	13%	39%	20%
National Average	22%	38%	39%	18%	32%	23%
Experienced in Past Year	4%	8%	25%	7%	28%	9%
National Average	10%	16%	24%	11%	19%	14%

High concern is determined by the percentage of respondents that rated their level of concern for each safety issue '5' or higher. Lowest concern is determined by the percentage of respondents that rated their level of concern '3' or lower.

Relevant question(s): B4. Using a scale from 1 to 7 where '1' is not at all concerned and '7' is very concerned, how concerned are you about each of the following issues happening to you? / B5. Thinking about your life in your home and in your community, please rank each issue from 1 to 6 with '1' being the issue that is most concerning to you and '6' being the issue that is least concerning to you. / B7. Have you, or has anyone in your household, experienced any of the following safety and/or security issues? Among respondents in Alabama, 100n. / B8. When did you, or anyone in your household, last experience any of the following safety and/or security issues? Among respondents in Alabama who has or someone in household has experienced each safety/security issue, base varies, 13***-43**n.

Violent Crime

Showing high concern, %

	Percentage	National Average
Being sexually assaulted by a stranger	21%	39%
Being sexually assaulted by a friend/family member	15%	23%
Getting murdered by a stranger	28%	46%
Getting murdered by a friend/family member	11%	25%
Being attacked while driving my car	23%	42%
Being physically assaulted by a stranger causing bodily injury	34%	50%
Being physically assaulted by a friend/family member causing bodily injury	10%	26%
Being robbed on the streets	30%	52%
Being the victim of terrorism	17%	39%

Relevant question(s): D2. Below are a few examples of violent crimes. Using a scale from 1 to 7 where '1' is not at all concerned and '7' is very concerned, how concerned are you about each of these violent crimes happening to you?

Property Crime

Showing high concern, %

	Percentage	National Average
Someone lighting my house on fire	20%	35%
My valuables (jewelry, watches, purse, wallet or money) being stolen	38%	53%
My electronics being stolen	36%	49%
My personal documents (e.g., photos or files) being stolen	35%	48%
My house keys being stolen	28%	39%
Someone breaking in when I am not home	50%	63%
Someone breaking in while I am home or sleeping	41%	60%
My motor vehicle being stolen	28%	46%
My motor vehicle being broken into	38%	53%
Someone vandalizing my property	36%	50%

Relevant question(s): C2. Below are a few examples of property crimes. Using a scale from 1 to 7 where '1' is not at all concerned and '7' is very concerned, how concerned are you about each of these property crimes happening to you? Among respondents in Alabama, 100n

Digital Security

Showing high concern, %

	Percentage	National Average
Someone having access to/sharing my sensitive information (e.g., emails, financial information, photos, files, browsing history)	59%	70%
My professional reputation being put at risk through online activity	25%	43%
Being hacked by a stranger	50%	69%
Being a target for identity theft	62%	74%
Losing finances through hacking or an online scam	55%	68%
Being cyberbullied/harassed	20%	35%
Being targeted by malicious strangers online	35%	54%
Talking to a stranger posing as someone else online	32%	42%
Companies accessing and profiting from my personal information	53%	61%
The government having access to my personal information and monitoring me	38%	55%

Relevant question(s): E2. Below are a few examples of digital security issues. Using a scale from 1 to 7 where '1' is not at all concerned and '7' is very concerned, how concerned are you about each of these digital security issues happening to you?

Health and Wellness

Showing high concern, %

	Percentage	National Average
Carbon monoxide poisoning	22%	35%
Choking, suffocation, and strangulation	18%	31%
Falling and causing bodily injury or death	32%	45%
Falling objects causing bodily injury or death	15%	30%
Overdosing on medicine/prescribed drugs	14%	24%
Poisoning from amphetamines, caffeine, or alcohol	15%	24%
Poisoning from household cleaning supplies	15%	26%
Open fires or burns	31%	33%
Drowning	16%	24%
Household toxin inhalation (e.g., asbestos, lead paint, mold, radon)	17%	32%

Relevant question(s): F2. Below are a few examples of health and wellness issues. Using a scale from 1 to 7 where '1' is not at all concerned and '7' is very concerned, how concerned are you about each of these health and wellness issues happening to you? Among respondents in Alabama, 100n

Environmental Safety

Showing high concern, %

	Percentage	National Average
Earthquakes	15%	31%
Mudslides/landslides	10%	22%
Volcanic eruptions	25%	19%
Floods	18%	44%
Tsunamis	7%	21%
Tornados	28%	40%
Forest fires	57%	33%
Poor air quality/air pollution	47%	54%
Surface and ground water quality	39%	52%
Animals/wildlife attacks	19%	28%

Relevant question(s): G2. Below are a few examples of environmental issues. Using a scale from 1 to 7 where '1' is not at all concerned and '7' is very concerned, how concerned are you about each of these environmental issues happening in your community?

Workplace Safety

Showing high concern, %

	Percentage	National Average
Being sexually harassed or assaulted by coworkers	14%	24%
Being bullied by coworkers	24%	26%
Being physically assaulted by coworkers	11%	24%
Discrimination by coworkers	19%	33%
Losing my job	27%	38%
Limited maternity/paternity leave	14%	23%
Work overload	25%	37%
Lack of compensation/reward	28%	41%

Relevant question(s): H2. Below are a few examples of workplace issues. Using a scale from 1 to 7 where '1' is not at all concerned and '7' is very concerned, how concerned are you about each of these workplace issues happening to you? Among respondents in Alabama, 100n

The Next Step

We hope this report was enlightening and sparks new questions and conversations about the state of safety in America and the impact of our perceptions, attitudes, and concerns.

If you're ready to take a deeper dive, **we'd love to talk with you about how we can help create a safer world**—from nationwide issues to safety at home.

[JOIN THE CONVERSATION](#)



safewise 