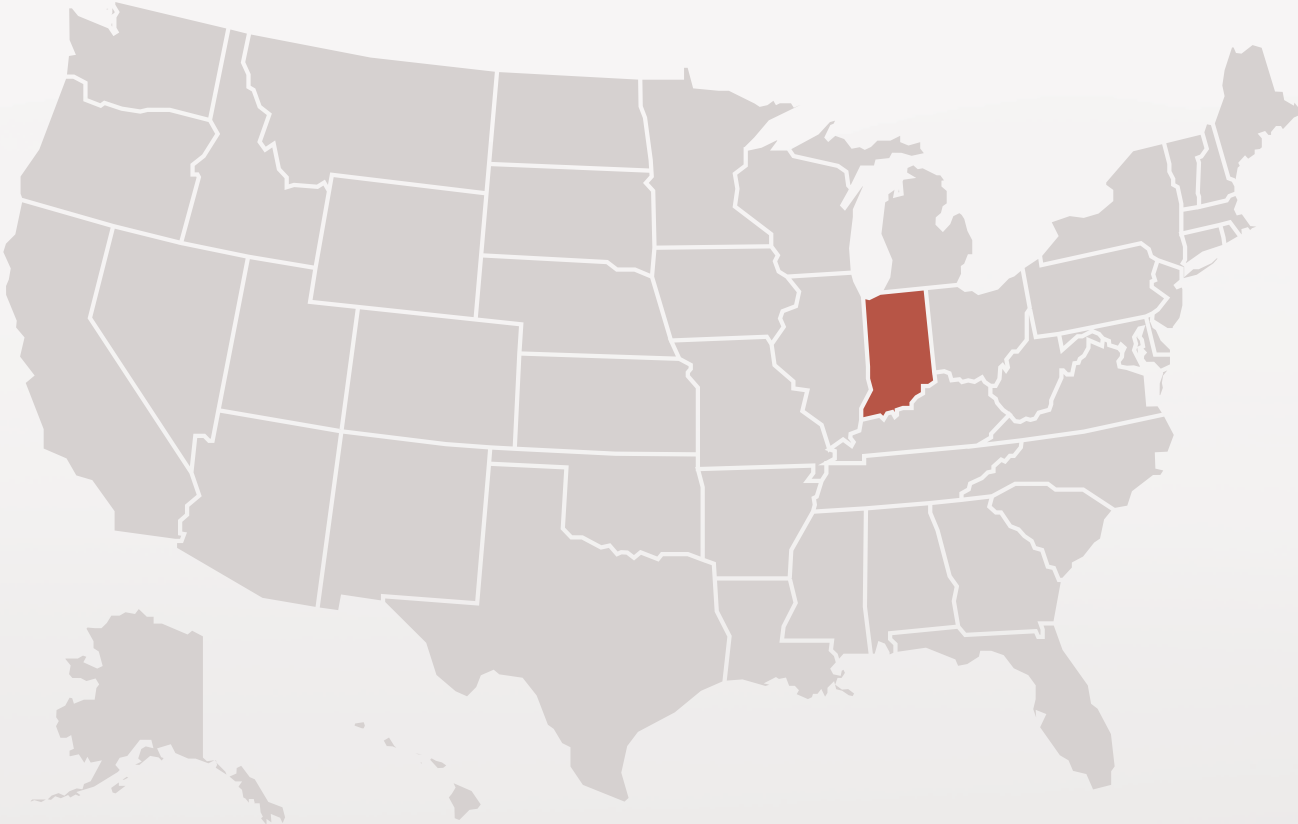


State-by-State Reports

# Indiana

---



# The State of Safety in Indiana

6 in 10 Hoosiers name **gun violence** their top safety concern, and 1 in 10 experienced gun violence this past year.

*“How can we stop the crazy people in the big cities from destroying our country! I could get shot or killed any time I leave the house.”*

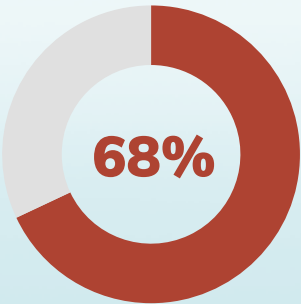
## Daily concern about safety issues

Safety issue	% highly concerned	US average
General safety/security	44%	47%
Gun violence	60%	53%
Police violence	43%	40%
COVID-19 pandemic	64%	62%

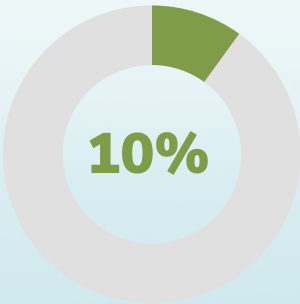
**48%** of Indianans feel safe



think that crime is increasing



think that crime is decreasing



B1. For the remainder of the study, we want to focus our discussion on safety and security concerns that you may personally face, or your community is facing today. Using a scale from 1 to 7 where '1' is not at all concerned and '7' is very concerned, overall, how concerned are you about your safety and/or security on a day to day basis? / B3. In general, do you think crime is increasing or decreasing? / B4. Using a scale from 1 to 7 where '1' is not at all safe and '7' is very safe, overall, how safe do you think your state is? / B5. Using a scale from 1 to 7 where '1' is not at all concerned and '7' is very concerned, overall, how concerned are you about the following on a day to day basis? Gun violence/ Police violence / B8. Using a scale from 1 to 7 where '1' is not at all concerned and '7' is very concerned, overall, how concerned are you about the COVID-19 pandemic on a day to day basis?

## Concern and crime experience

Crime issue	% worried it will happen	% experienced in the past 12 months	Crime rate per 1,000 people
Violent crime	45%	13%	3.7 -
Property crime	50%	20%	19.7 ↓
Package theft	49%	18%	N/A
Gun violence	44%	10%	N/A

↑ ↓ indicates higher or lower than national average.

## COVID-19 pandemic

Concern	% agree	US average
Worried daily	64%	62%
Affected my personal safety	40%	44%
Affected the security of my property	31%	29%

## Law enforcement

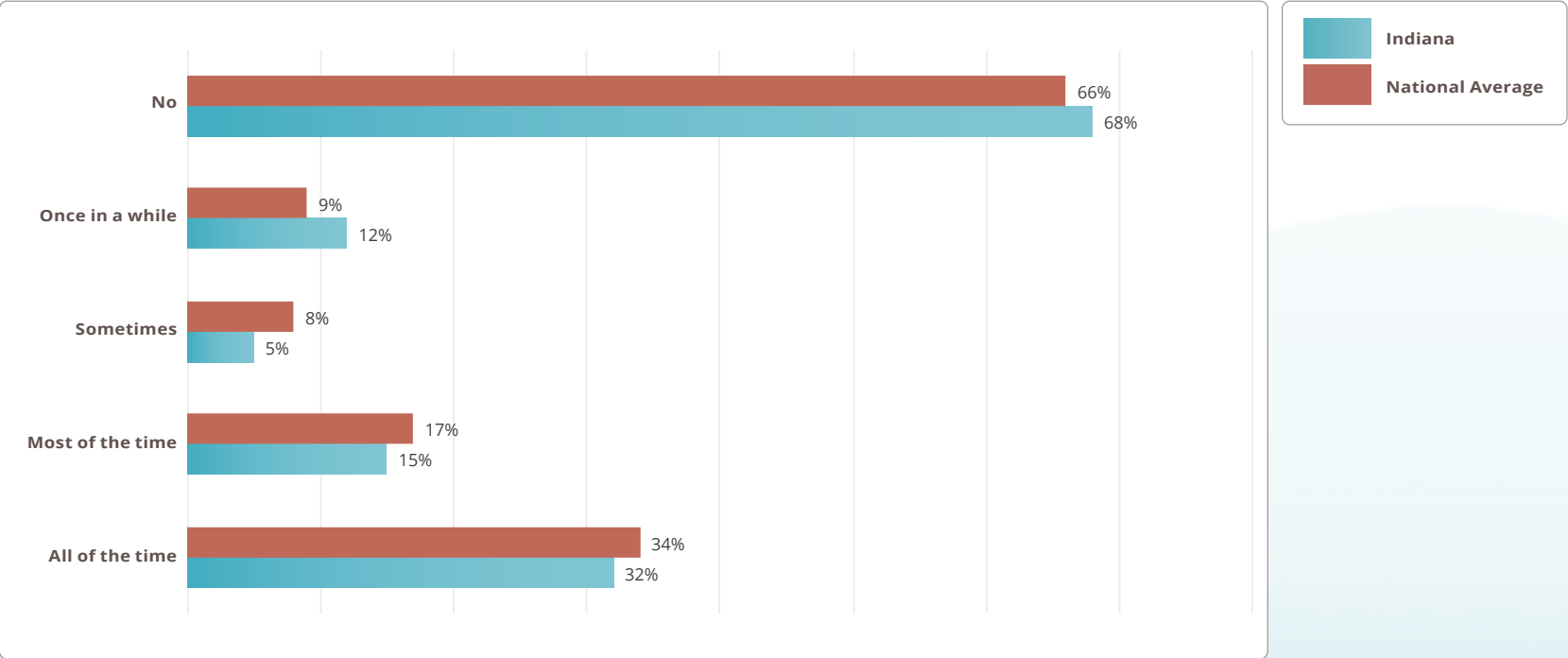
Concern	% agree	US average
Worried daily	43%	40%
Confident in approach to crime prevention	51%	56%
Likely to call someone other than police in a non-emergency	28%	35%

## The State of Safety in Indiana

B5. Using a scale from 1 to 7 where '1' is not at all concerned and '7' is very concerned, overall, how concerned are you about the following on a day to day basis? Gun violence/Police violence / B6. Using a scale from 1 to 7 where '1' is not at all confident and '7' is very confident, overall, how confident are you in law enforcement's approach to crime prevention? / B7. Using a scale from 1 to 7 where '1' is not at all likely and '7' is very likely, how likely would you be to call an organization other than the police if it was not an emergency? / C1. Using a scale from 1 to 7 where '1' is not at all concerned and '7' is very concerned, how concerned are you about the following happening to you? / C2. Have you, or anyone you know, experienced the following in the last 12 months? / B8. Using a scale from 1 to 7 where '1' is not at all concerned and '7' is very concerned, overall, how concerned are you about the COVID-19 pandemic on a day to day basis? / B9. Using a scale from 1 to 7 where '1' is not at all affected and '7' is very affected, overall, how much do you think the following has been affected by the COVID-19 pandemic?

# Safety and security measures

Do you carry or use a method of personal protection/safety?



# Safety and security measures

Do you currently use any of the following to protect your property?

