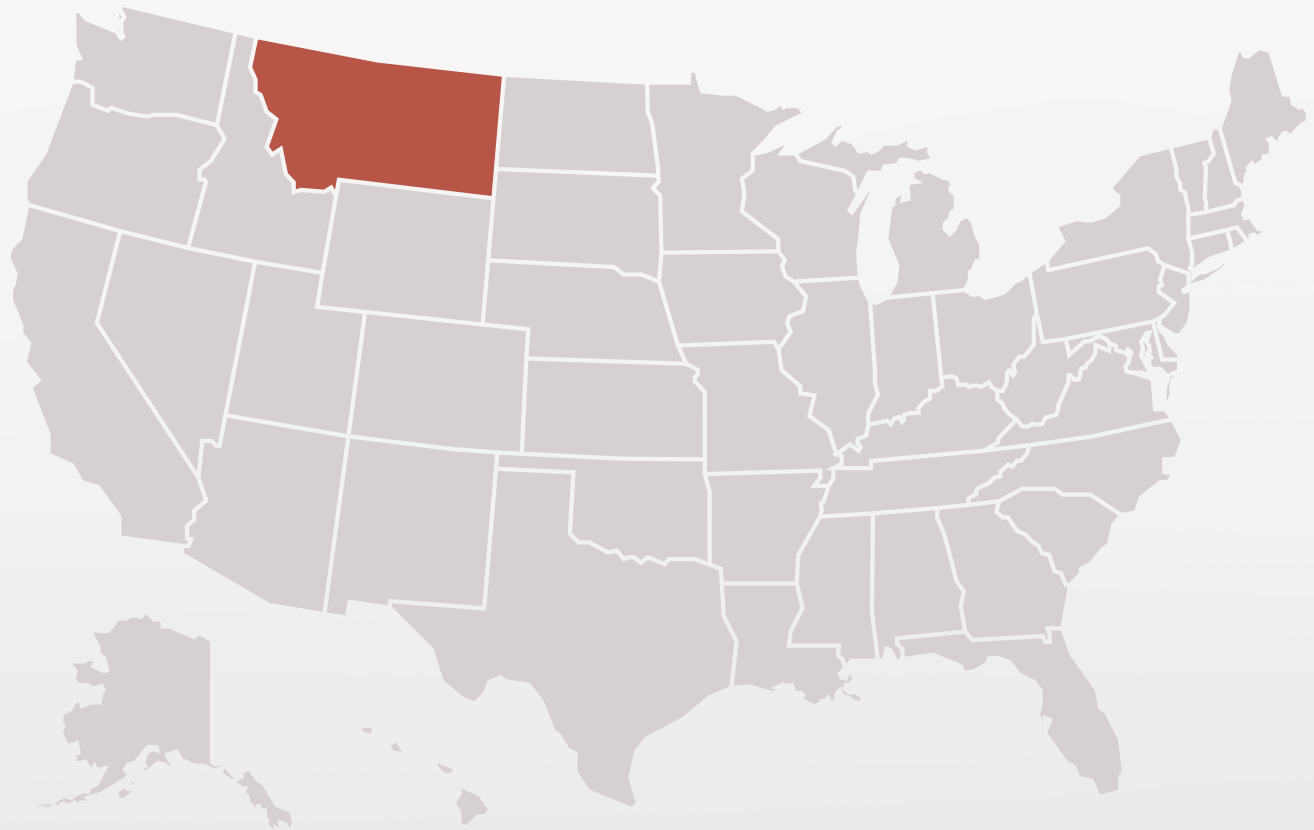


State-by-State Reports

# Montana

---



# The State of Safety in Montana

Only 3 in 10 Montanans worry about **their safety** on a daily basis despite violent crime **rising** 11% year over year.

*"I live in a small community where most people know their neighbors so I feel relatively safe and secure. My only concern is someone taking something from my backyard."*

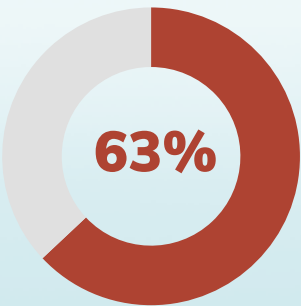
## Daily concern about safety issues

| Safety issue            | % highly concerned | US average |
|-------------------------|--------------------|------------|
| General safety/security | 31%                | 47%        |
| Gun violence            | 40%                | 53%        |
| Police violence         | 30%                | 40%        |
| COVID-19 pandemic       | 49%                | 62%        |

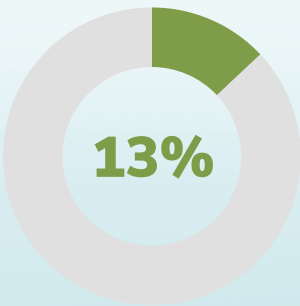
**66%** of Montanans feel safe



think that crime  
is increasing



think that crime  
is decreasing



B1. For the remainder of the study, we want to focus our discussion on safety and security concerns that you may personally face, or your community is facing today. Using a scale from 1 to 7 where '1' is not at all concerned and '7' is very concerned, overall, how concerned are you about your safety and/or security on a day to day basis? / B3. In general, do you think crime is increasing or decreasing? / B4. Using a scale from 1 to 7 where '1' is not at all safe and '7' is very safe, overall, how safe do you think your state is? / B5. Using a scale from 1 to 7 where '1' is not at all concerned and '7' is very concerned, overall, how concerned are you about the following on a day to day basis? Gun violence/ Police violence / B8. Using a scale from 1 to 7 where '1' is not at all concerned and '7' is very concerned, overall, how concerned are you about the COVID-19 pandemic on a day to day basis?

## Concern and crime experience

| Crime issue    | % worried it will happen | % experienced in the past 12 months | Crime rate per 1,000 people |
|----------------|--------------------------|-------------------------------------|-----------------------------|
| Violent crime  | 28%                      | 9%                                  | 4.0 ↑                       |
| Property crime | 30%                      | 16%                                 | 21.9 ↑                      |
| Package theft  | 31%                      | 15%                                 | N/A                         |
| Gun violence   | 21%                      | 8%                                  | N/A                         |

↑ ↓ indicates higher or lower than national average.

## COVID-19 pandemic

| Concern                              | % agree | US average |
|--------------------------------------|---------|------------|
| Worried daily                        | 49%     | 62%        |
| Affected my personal safety          | 36%     | 44%        |
| Affected the security of my property | 24%     | 29%        |

## Law enforcement

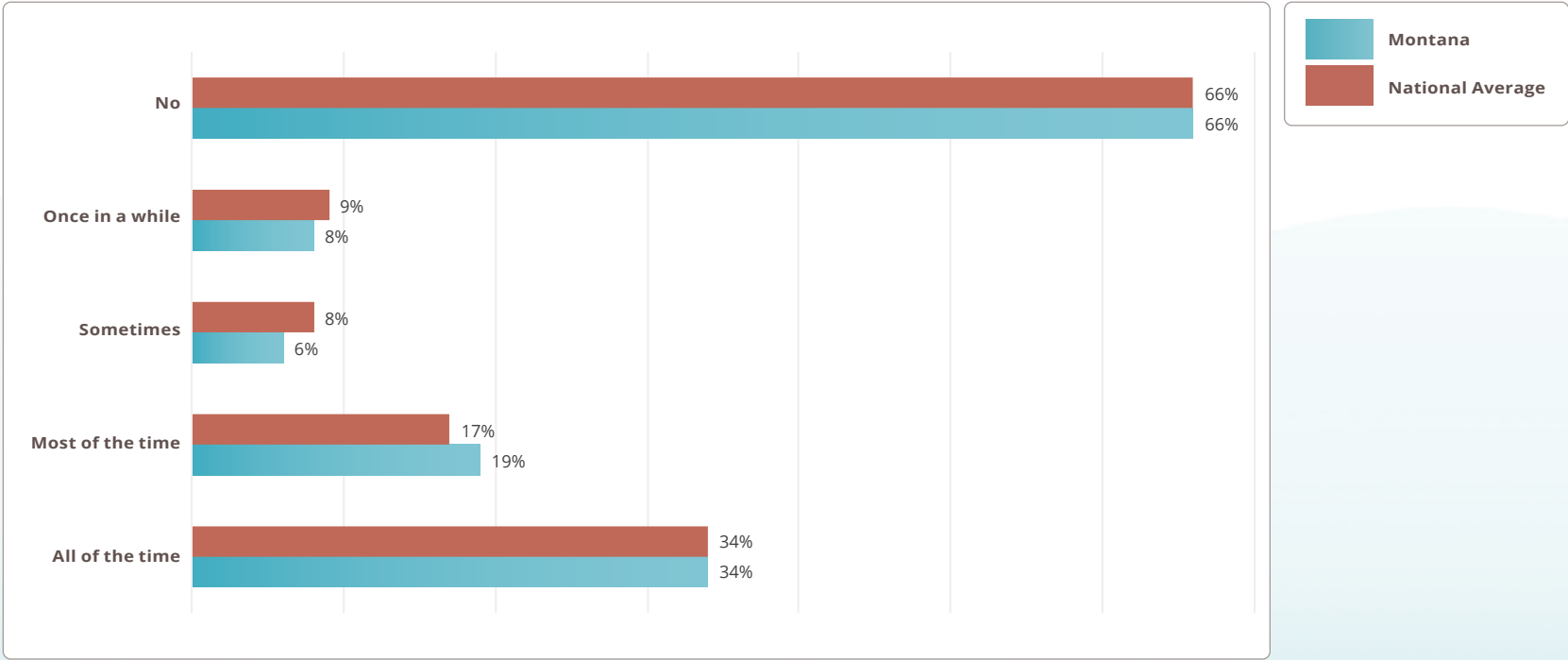
| Concern   | % agree | US average |
|---|---------|------------|
| Worried daily   | 30%     | 40%        |
| Confident in approach to crime prevention                   | 61%     | 56%        |
| Likely to call someone other than police in a non-emergency | 30%     | 35%        |

## The State of Safety in Montana

B5. Using a scale from 1 to 7 where '1' is not at all concerned and '7' is very concerned, overall, how concerned are you about the following on a day to day basis? Gun violence/Police violence / B6. Using a scale from 1 to 7 where '1' is not at all confident and '7' is very confident, overall, how confident are you in law enforcement's approach to crime prevention? / B7. Using a scale from 1 to 7 where '1' is not at all likely and '7' is very likely, how likely would you be to call an organization other than the police if it was not an emergency? / C1. Using a scale from 1 to 7 where '1' is not at all concerned and '7' is very concerned, how concerned are you about the following happening to you? / C2. Have you, or anyone you know, experienced the following in the last 12 months? / B8. Using a scale from 1 to 7 where '1' is not at all concerned and '7' is very concerned, overall, how concerned are you about the COVID-19 pandemic on a day to day basis? / B9. Using a scale from 1 to 7 where '1' is not at all affected and '7' is very affected, overall, how much do you think the following has been affected by the COVID-19 pandemic?

# Safety and security measures

Do you carry or use a method of personal protection/safety?



# Safety and security measures

Do you currently use any of the following to protect your property?

