



SafeWise May Safety Checklist



Less Urgent

Urgent





Start the month off safer by implementing these tips in and around your home.






Kitchen

- Get a 72-hour survival kit

- Clean and check range hood fan


Bathrooms

- Clean or replace shower curtains

- Scrub and reseal tile grout







Basement

- Clean air conditioner and change filter

- Have a pro pump and inspect septic tank

- Clean washing machine and dryer

- Empty washing machine drain pump

- Stock up on food and water storage













Hallways

- Clean rugs


Bedrooms/Living Spaces

- Upgrade home security before vacation

- Wipe walls and ceilings

- Remove and clean window screens

- Wipe windowsills

- Clean upholstered furniture


Outside

- Re-nail loose siding or boards

- Trim trees, bushes and shrubs

- Clean charcoal and gas grill

- Inspect and clean outdoor lighting

- Clean home exterior

- Replace broken bricks and stone

- Clean and repair deck

- Wipe down patio furniture and umbrella

- Clean or buy new doormats

- Power wash driveway and garage door

- Oil garage door tracks


For more direction on these tasks, visit [SafeWise.com/blog/may-safety-checklist](https://www.safewise.com/blog/may-safety-checklist)